ISSN 1512-5106

Bosna i Hercegovina
Federacija Bosne i Hercegovine
**Federalni zavod za statistiku**
**Institute for Statistics of F BiH**

# ZAPOSLENOST, NEZAPOSLENOST I PLAĆE

# EMPLOYMENT, UNEMPLOYMENT AND WAGE

# 2020

**STATISTIČKI BILTEN**
**327** STATISTICAL BULLETIN **327**

Sarajevo, 2021.

ISSN 1512-5106

Bosna i Hercegovina
Federacija Bosne i Hercegovine
**Federalni zavod za statistiku**
**Institute for Statistics of F BiH**

# ZAPOSLENOST, NEZAPOSLENOST I PLAĆE
# EMPLOYMENT, UNEMPLOYMENT AND WAGE
# 2020

**327** **STATISTIČKI BILTEN**
STATISTICAL BULLETIN **327**

**Sarajevo, 2021.**

**Izdavač: Federalni zavod za statistiku, Zelenih beretki 26, 71000 Sarajevo**
*Publisher: Institute for statistics of FB&H, Zelenih beretki 26, 71000 Sarajevo*
Telefon/*Phone* /Faks: +387 33 20 64 52
Elektronska pošta/*E-mail* : fedstat@fzs.gov.ba
Internetska stranica/W*eb site* : http://www.fzs.ba

**Odgovara: Doc. dr. Emir Kremić, direktor**
*Person responsible: Assist. Prof. Emir Kremić, Director General*

**Urednički odbor:**
*Editorial:*

Amer Korić, Nisveta Džebo, Hidaeta Čolović, Sanja Ambrožić, Zehra Kaba, Belmira Hadžiabdić, Sanela Čengić, Dijana Simanić, Šemso Šurković

**Pripremili:**
*Prepared by:*

Mugdim Hadžalić
Mujesira Salihagić
Samka Avdić

**Molimo korisnike da prilikom korišćenja podataka navedu izvor**
*Users are kindly requested to state the source*

**Štampano/Tiskano u 25 primjeraka**
*Printed in 25 copies*

**Obavijest daje Odsjek za odnose s javnošću i biblioteka**
*Information is available at the Department of Public Relations and Library*
Telefon/*Phone* : +387 33 40 70 19
Pretplata publikacija/*Subscription* : +387 33 40 70 20

## ZAPOSLENOST, NEZAPOSLENOST I PLAĆE
*EMPLOYMENT, UNEMPLOYMENT AND WAGES*

**PREDGOVOR**

Statistički bilten "Zaposlenost, nezaposlenost i plaće" je publikacija Federalnog zavoda za statistiku, koja na sveobuhvatan način prikazuje statističke podatke o zaposlenosti, nezaposlenosti i plaćama u Federaciji Bosne i Hercegovine.

Bilten se sastoji iz četiri dijela:

U prvom dijelu - Zaposleni, objavljeni su podaci o broju zaposlenih osoba u Federaciji BiH u periodu 2018-2020. godine po mjesecima i spolu, te područjima i oblastima Klasifikacije djelatnosti KD BiH 2010.

U drugom dijelu - Nezaposleni, prikazani su podaci o broju nezaposlenih osoba u Federaciji BiH u periodu 2016-2020. godine po mjesecima i spolu, te prema stepenu stručnog obrazovanja i starosnim grupama, stanje decembar.

U trećem dijelu - Plaće, objavljeni su podaci o prosječnim neto i bruto plaćama u Federaciji BiH u periodu 2016-2020. godine po područjima Klasifikacije djelatnosti KD BiH 2010 i mjesecima, kao i nominalni i realni indeksi.

U četvrtom dijelu - Pregled po kantonima i općinama, objavljeni su podaci o broju zaposlenih po kantonima i područjima Klasifikacije djelatnosti KD BiH 2010 i po općinama i spolu u periodu 2018-2020. godine, te neto i bruto plaćama po područjima Klasifikacije djelatnosti KD BiH 2010 i po općinama u periodu 2016-2020. godine.

Izražavamo zahvalnost svima koji su učestvovali u pripremi statističkih podataka koji se publikuju u ovom biltenu.
Federalni zavod za statistiku će biti zahvalan na svim primjedbama i sugestijama koje bi mogle doprinijeti poboljšanju kvaliteta ove publikacije.

U cilju boljeg razumijevanja podataka prezentiranih u ovom Biltenu, korisnike podataka upućujemo na data metodološka objašnjenja.

***PREFACE***

*Statistical bulletin "Employment, unemployment and wages" is a publication of the Institute for Statistics of FBiH which present data on persons in employment, unemployment and wages in Federation of BiH.*

*The Bulletin is composed of four sections:*

*In the first section, Employed persons, date on number of employed persons in Federation of BiH for the period 2018-2020 are presented by month and sex and section and division KD BiH 2010.*

*In the second section, Unemployed persons, data on number of unemployed persons in Federation of BiH for the period 2016-2020 are presented by month and sex, and by level of professional and age group, situation December.*

*In the third section, Wages, data on average net and gross wages in Federation of BiH for the period 2016-2020 are presented by section KD BiH 2010 and month, as well as nominal and real indices.*

*In the fourth section, Review by cantons and municipalities, date on number of employed persons in Federation of BiH by cantons and sections KD BiH 2010 and by municipalities and sex for the period 2018-2020 and net and gross wages by sections KD BiH 2010 and wages by municipalities for the period 2016-2020.*

*We would like to express our to everone who participated in the preparation of statistical data published in this bulletin.*
*Institute for Statistics of FBiH will be grateful for any remarks and suggestions which contribute to the improvement of the quality of this publication.*

*In order to better understand the data presented in this Bulletin, data users are referring to given methodological explanations.*

Doc. Dr. Emir Kremić, direktor
Federalnog zavoda za statistiku

Assist. Prof. Emir Kremić, Director general
Institute for Statistics of FBiH

# S A D R Ž A J
C O N T E N S


**STRANA**
*PAGE*

**PREDGOVOR** 3
*PREFACE*

**METODOLOŠKA OBJAŠNJENJA** 6
*NOTES ON METHODOLOGY*

**1. ZAPOSLENI**
*EMPLOYED PERSONS*

**1.1. Zaposleni u Federaciji BiH po mjesecima** 9
*Employed persons in Federation of BiH by months*
**1.2. Zaposleni u Federaciji BiH po područjima KD BiH 2010** 10
*Employed persons by sections KD BiH 2010*
**1.3. Zaposleni u Federaciji BiH po područjima i oblastima KD BiH 2010** 11
*Employed persons by sections and divisions KD BiH 2010*

**2. NEZAPOSLENI**
*UNEMPLOYED PERSONS*

**2.1. Nezaposleni u Federaciji BiH po mjesecima** 14
*Unemployed persons in Federation of BiH by months*
**2.2. Nezaposleni u Federaciji BiH prema stepenu stručnog obrazovanja, stanje decembar/prosinac** 15
*Unemployed persons in Federation of BiH by level of professional, situation December*
**2.3. Nezaposleni u Federaciji BiH prema intervalima starosti, stanje decembar/prosinac** 15
*Unemployed persons in Federation of BiH by age groups, situation December*

**3. PLAĆE**
*WAGES*

**3.1. Neto plaće u Federaciji BiH po mjesecima** 17
*Net wages in Federation of BiH by months*
**3.2. Bruto plaće u Federaciji BiH po mjesecima** 17
*Gross wages in Federation of BiH by months*
**3.3. Neto plaće u Federaciji BiH po područjima KD BiH 2010 i mjesecima** 18
*Net wages in Federation of BiH by sections KD BiH 2010 and months*
**3.4. Bruto plaće u Federaciji BiH po područjima KD BiH 2010 i mjesecima** 19
*Gross wages in Federation of BiH by sections KD BiH 2010 and months*
**3.5. Nominalni i realni indeksi prosječnih neto plaća u Federaciji BiH** 20
*Nominal and real indices of average net wage in Federation of BiH*

**4. PREGLED PO KANTONIMA I OPĆINAMA**
*REVIEW BY CANTONS AND MUNICIPALITIES*

**4.1. Zaposleni po kantonima i područjima KD BiH 2010** 21
*Employed persons by cantons and by sections KD BiH 2010*
**4.2. Zaposleni u Federaciji BiH po općinama i spolu** 22
*Employed persons in Federation of BiH by municipalities and sex*
**4.3. Neto plaće po kantonima i područjima KD BiH 2010** 27
*Net wages by cantons and by sections KD BiH 2010*
**4.4. Bruto plaće po kantonima i područjima KD BiH 2010** 29
*Gross wages by cantons and by sections KD BiH 2010*
**4.5. Neto plaće u Federaciji BiH po općinama** 31
*Net wages in Federation of BiH by municipalities*
**4.6. Bruto plaće u Federaciji BiH po općinama** 33
*Gross wages in Federation of BiH by municipalities*

## ZAPOSLENOST, NEZAPOSLENOST I PLAĆE
*EMPLOYMENT, UNEMPLOYMENT AND WAGES*

**METODOLOŠKA OBJAŠNJENJA**

**Izvori i metode prikupljanja podataka**

**Zaposlenost**

Podaci o ukupnom broju zaposlenih osoba u Federaciji BiH, dobiveni su obradom podataka koji su preuzeti iz administrativnog izvora, Porezne uprave Federacije BiH - puni obuhvat.

U broj zaposlenih osoba u FBiH uključeni su zaposleni u pravnim osobama i obrtu i srodnim djelatnostima.

Istraživanjem su obuhvaćene pravne osobe svih oblika vlasništva, tijela državne vlasti svih nivoa, ustanove i druge organizacije, po organizaciono teritorijalnom principu na nivou općine, koje posluju na teritoriji Federacije BiH.

Istraživanjem o zaposlenima u pravnim osobama obuhvaćeni su zaposleni koji imaju zasnovan radni odnos bez obzira na vrstu radnog odnosa i dužinu radnog vremena.

U ove podatke uključeni su i zaposleni u odbrani , s tim da nisu razvrstani po kantonima.

Istraživanjem o zaposlenima u obrtu i srodnim djelatnostima obuhvaćeni su zaposleni i vlasnici kojima je obrt osnovno zanimanje.

**Nezaposlenost**

Podaci o nezaposlenima preuzimaju se od Federalnog Zavoda za zapošljavanje.

**Neto i bruto plaća**

Podaci o prosječnoj mjesečnoj isplaćenoj neto i bruto plaći obračunavaju se na osnovu podataka prikupljenih Mjesečnim istraživanjem o zaposlenima i plaći (Rad-1).

Istraživanjem su obuhvaćene pravne osobe svih oblika vlasništva, tijela državne vlasti svih nivoa, ustanove i druge organizacije, po organizaciono teritorijalnom principu na nivou općine, koje posluju na teritoriji Federacije BiH, a imaju 10 i više zaposlenih.

Istraživanje o plaćama obuhvaća isplaćene neto i bruto plaće zaposlenih koji imaju zasnovan radni odnos, bez obzira na vrstu radnog odnosa i dužinu radnog vremena.

U obračun nisu uključene plaće pripadnika odbrane, kao ni plaće zaposlenih u obrtu i srodnim djelatnostima.

**Definicije**

**Zaposleni** obuhvaćaju zaposlenike u pravnim osobama i obrtu i srodnim djelatnostima i vlasnike obrta i srodne djelatnosti.

**Zaposlenici** su osobe koje su zasnovale radni odnos sa poslodavcem (pravnom ili fizičkom osobom), bez obzira na vrstu radnog odnosa i dužinu radnog vremena.

***NOTES ON METHODOLOGY***

***Sources and methods of data collection***

***Employment***

*Data on the total number of persons in paid employment in the Federation of BiH were obtained by processing data that were taken from the administrative source, the Tax Administration of the Federation of BiH - full coverage.*

*The number of employees in FBiH includes employees in legal entities and crafts and related activities.*

*The survey includes legal entities of all types of ownership, government bodies, institutions and other organizations according to the territorial organizational principle at the municipal level, that operate on the territory of the Federation of BiH.*

*The survey on persons in paid employment in legal entities includes all persons who have signed a work contract, regardless of the type of work contract and whether they work full-time or less than full-time.*

*This data including employees in defence, but they are not categorized by cantons.*

*The survey on persons in crafts and related activities includes and employed and owners of craft.*

***Unemployment***

*Data on unemployment are obtained from the Federal Employment Institute.*

***Net and gross wage***

*Data on average monthly paid off net and gross wages are calculated on the base of the data collected with regular Monthly survey on employment and wage (Rad-1).*

*The survey includes legal entities of all types of ownership, government bodies, institutions and other organisations, according to the territorial organizational principle at the municipal level, that operate on the territory of the Federation of BiH, with 10 or more employees.*

*The survey on wages covers paid off net and gross wages of persons in payed employment, irrespective of the kind of employment and number of working hours.*

*It does not include wages of persons employed in the defence and persons employed in crafts and related activities.*

***Definitions***

***Employed*** *include employees in legal entities and employees in crafts and related activities and owners of crafts and related activities.*

***Employees*** *are persons who have signed a contract with an employer (legal entities or owners of craft and trade) for a fixed or an unspecified period of time, irrespective of the type of ownership and of whether they work full- time or less than full- time.*

**Vlasnik obrta ili srodne djelatnosti** je osoba koja je vlastitim sredstvima osnovala obrt ili srodnu djelatnost, u kojoj u svoje ime i za svoj račun sama ili uz pomoć zaposlenika obavlja djelatnost.

***Owners of a craft or related activities*** *are persons who established, with their own means, a craft or related activities where they, in their own name and on their account, perform an activity, alone or with employees.*

**Godišnji prosjek broja zaposlenih** izračunava se kao aritmetička sredina mjesečnih stanja.

***Annual average of persons in paid employment*** *is calculated as an arithmetic means of monthly data.*

**Nezaposlene osobe** su osobe bez zaposlenja, sposobne za rad, starosne dobi od 15 do 65 godina, evidentirane u biroima za zapošljavanje.

***Unemployed persons*** *are persons without employment, capable of working, aged 15 to 65, registered in employment bureaus.*

**Neto plaća obuhvaća** isplaćenu plaću za obavljeni rad, kao i naknade plaća po osnovu radnog odnosa za: godišnji odmor, plaćeni dopust, državne praznike i neradne dane utvrđene zakonom, bolovanja koja idu na teret poslovnog subjekta, plaćeno odsustvo sa posla, zastoje u poslu bez krivnje zaposlenog.

***Net wage includes*** *wage off a person in employment earned for the work done during regular working hours as well as for annual leave, paid leave, public holidays and day-offs defined by law, sickness which are paid by employer, paid absence from the work, lay-offs and job stops caused against person's will and of no fault of his own.*

**Neto plaća ne obuhvaća** ostala lična primanja kao što su: topli obrok, prevoz, regres, solidarna pomoć, jednokratna novčana pomoć i slično. Ne uključuju se ni primanja po ugovoru o povremenim i privremenim poslovima, naknade za autorska djela, otpremnine i jubilarne nagrade, ostale beneficije zaposlenih, te naknade za bolovanja koja ne idu na teret poslodavca.

***Net wage does not include*** *other personal income, such as money for the worker's meal, worker's transport, recourse, solidarity aid and one-off financial aid, etc. Payments based on contracts for temporary and occasional jobs, author compensations, severance pays, jubilee benefits, and other benefits to employees are not covered and neither are payments for sick leave that are not paid by the employer.*

**U neto plaću ne ulazi akontacija poreza na dohodak.**

***The net wage does not include advance income tax.***

**Bruto plaća obuhvaća** sve vrste neto isplata plus zakonom propisana obavezna izdvajanja iz bruto plaće (doprinosi iz bruto plaće i akontacija poreza na dohodak).

***Gross wage includes*** *all kinds of net pays plus contributions from gross wages as prescribed by law and taxes.*

**Prosječna mjesečna isplaćena neto i bruto plaća** po zaposlenom izračunava se dijeljenjem ukupnih isplata brojem zaposlenih koji su učestvovali u isplatama.

***Average paid off net and gross wages*** *per person in employment are calculated by dividing the total of pay-offs with the number of persons who participated in that payments.*

**Nominalni indeksi neto i bruto plaća** izračunavaju se iz podataka o prosječnim mjesečnim iznosima neto i bruto plaća za odgovarajuće mjesece i godine.

***Nominal indices of net and gross wages*** *are calculated from the data on average monthly net and gross wages for the respective monthes and year.*

**Realni indeksi neto i bruto plaća** izračunavaju se dijeljenjem nominalnih indeksa neto i bruto plaća sa indeksom potrošačkih cijena.

***Real indices of net and gross wages*** *are calculated by dividing nominal indices of net and gross wages with the consumer price index*

| **Područja djelatnosti KD BIH 2010** | | *Sections of NACE REV.2* |
|---|---|---|
| **Poljoprivreda, šumarstvo i ribolov** | **A** | *Agriculture, forestry and fishing* |
| **Vađenje ruda i kamena** | **B** | *Mining and quarrying* |
| **Prerađivačka industrija** | **C** | *Manufacturing* |
| **Proizvodnja i snabdijevanje električnom energijom, plinom, parom i klimatizacija** | **D** | *Electricity, gas, steam and air conditioning supply* |
| **Snabdijevanje vodom; uklanjanje otpadnih voda, upravljanje otpadom te djelatnosti sanacije okoliša** | **E** | *Water supply, sewerage, waste management and remediation activities* |
| **Građevinarstvo** | **F** | *Construction* |
| **Trgovina na veliko i na malo; popravak motornih vozila i motocikala** | **G** | *Wholesale and retail trade; repair of motor vehicles and motorcycles* |
| **Prijevoz i skladištenje** | **H** | *Transportation and storage* |
| **Djelatnosti pružanja smještaja te pripreme i usluživanja hrane (hotelijerstvo i ugostiteljstvo)** | **I** | *Accommodation and food service activities* |
| **Informacije i komunikacije** | **J** | *Information and communication* |
| **Finansijske djelatnosti i djelatnosti osiguranja** | **K** | *Financial and insurance activities* |
| **Poslovanje nekretninama** | **L** | *Real estate activities* |
| **Stručne, naučne i tehničke djelatnosti** | **M** | *Professional, scientific and technical activities* |
| **Administrativne i pomoćne uslužne djelatnosti** | **N** | *Administrative and support service activities* |
| **Javna uprava i odbrana; obavezno socijalno osiguranje** | **O** | *Public administration and defence; compulsory social security* |
| **Obrazovanje** | **P** | *Education* |
| **Djelatnosti zdravstvene i socijalne zaštite** | **Q** | *Human health and social work activities* |
| **Umjetnost, zabava i rekreacija** | **R** | *Arts, entertainment and recreation* |
| **Ostale uslužne djelatnosti** | **S** | *Other service activities* |

**ZNAKOVI I SKRAĆENICE**

- nema pojave
1) oznaka za napomenu
KD BIH 2010 Klasifikacija djelatnosti
KM konvertibilna marka

***SYMBOLS AND ABBREVIATIONS***

- *no occurance*
*1)* footnote
KD BIH 2010 Classification of Activities
KM convertible marks

## 1. ZAPOSLENI

*EMPLOYED PERSONS*

### 1.1. ZAPOSLENI U FEDERACIJI BiH PO MJESECIMA

*EMPLOYED PERSONS IN FEDERATION OF BIH BY MONTH*

| Mjesec | 2018 | | 2019 | | 2020 | | *Month* |
|---|---|---|---|---|---|---|---|
| | **ukupno** *total* | **žene** *women* | **ukupno** *total* | **žene** *women* | **ukupno** *total* | **žene** *women* | |
| **Ukupno** | **519.800** | **215.317** | **531.483** | **222.516** | **520.162** | **218.280** | ***Total*** |
| januar | 509.344 | 210.329 | 527.520 | 220.806 | 531.254 | 224.512 | *January* |
| februar | 509.887 | 211.297 | 523.658 | 218.578 | 530.463 | 224.537 | *February* |
| mart | 513.198 | 212.894 | 525.401 | 219.452 | 528.102 | 222.885 | *March* |
| april | 514.331 | 213.803 | 530.466 | 221.845 | 509.451 | 212.285 | *April* |
| maj | 520.452 | 215.531 | 532.779 | 223.015 | 512.627 | 214.667 | *May* |
| juni | 522.687 | 216.121 | 533.480 | 223.085 | 518.105 | 217.364 | *June* |
| juli | 521.291 | 214.758 | 533.391 | 222.152 | 516.690 | 215.501 | *July* |
| august | 517.409 | 212.337 | 529.357 | 219.879 | 514.087 | 213.599 | *August* |
| septembar | 523.626 | 216.812 | 534.031 | 224.038 | 519.772 | 217.821 | *September* |
| oktobar | 526.940 | 218.472 | 536.291 | 225.649 | 520.572 | 218.702 | *October* |
| novembar | 529.147 | 220.150 | 536.210 | 225.839 | 520.918 | 218.829 | *November* |
| decembar | 529.281 | 221.294 | 535.206 | 225.853 | 519.899 | 218.663 | *December* |

**Zaposlene osobe u Federaciji BiH po mjesecima i godinama**

*Employed persons in Federation by month and years*

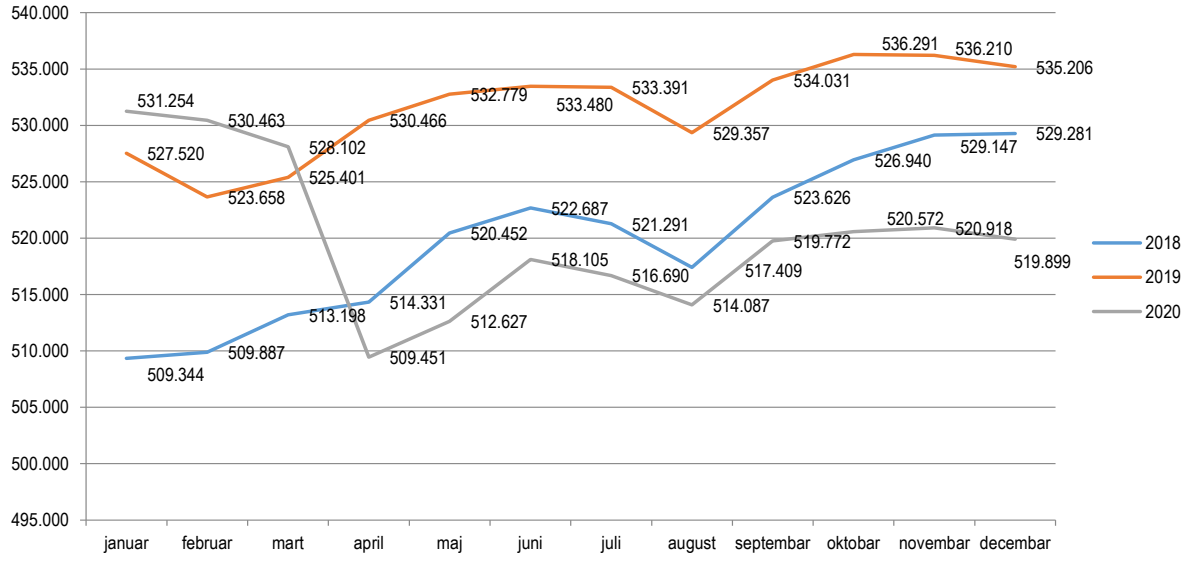

## 1.2. ZAPOSLENI U FEDERACIJI BiH PO PODRUČJIMA KD BiH 2010
*EMPLOYED PERSONS IN FEDERATION OF BIH BY SECTIONS KD BiH 2010*

| | Područja | 2018 | | 2019 | | 2020 | |
|---|---|---|---|---|---|---|---|
| | | **ukupno** *total* | **žene** *women* | **ukupno** *total* | **žene** *women* | **ukupno** *total* | **žene** *women* |
| | **UKUPNO** | **519.800** | **215.317** | **531.483** | **222.516** | **520.162** | **218.280** |
| **A** | **Poljoprivreda, šumarstvo i ribolov** *Agriculture, forestry and fishing* | 10.940 | 2.164 | 10.989 | 2.219 | 10.743 | 2.233 |
| **B** | **Vađenje ruda i kamena** *Mining and quarrying* | 12.995 | 958 | 13.259 | 944 | 12.671 | 928 |
| **C** | **Prerađivačka industrija** *Manufacturing* | 105.098 | 35.599 | 106.385 | 36.793 | 101.729 | 35.472 |
| **D** | **Proizvodnja i snabdijevanje električnom energijom, plinom, parom i klimatizacija** *Electricity, gas, steam and air conditioning supply* | 8.703 | 1.887 | 8.724 | 1.899 | 8.645 | 1.871 |
| **E** | **Snabdijevanje vodom; uklanjanje otpadnih voda, upravljanje otpadom te djelatnosti sanacije okoliša** *Water supply, sewerage, waste management and remediation activities* | 8.551 | 1.250 | 8.652 | 1.261 | 8.527 | 1.228 |
| **F** | **Građevinarstvo** *Construction* | 24.936 | 2.302 | 26.007 | 2.435 | 26.363 | 2.477 |
| **G** | **Trgovina na veliko i na malo; popravak motornih vozila i motocikala** *Wholesale and retail trade; repair of motor vehicles and motorcycles* | 97.110 | 46.964 | 98.951 | 48.501 | 95.570 | 46.671 |
| **H** | **Prijevoz i skladištenje** *Transportation and storage* | 24.062 | 3.920 | 24.857 | 4.078 | 24.419 | 4.024 |
| **I** | **Djelatnosti pružanja smještaja te pripreme i usluživanja hrane(hotelijerstvo i ugostiteljstvo)** *Accommodation and food* | 26.237 | 12.347 | 27.414 | 13.426 | 24.473 | 11.872 |
| **J** | **Informacije i komunikacije** *Information and communication* | 14.419 | 5.235 | 15.509 | 5.712 | 16.224 | 6.013 |
| **K** | **Finansijske djelatnosti i djelatnosti osiguranja** *Financial and insurance activities* | 11.920 | 7.382 | 12.115 | 7.509 | 12.070 | 7.541 |
| **L** | **Poslovanje nekretninama** *Real estate activities* | 3.010 | 1.053 | 3.206 | 1.147 | 3.073 | 1.056 |
| **M** | **Stručne, naučne i tehničke djelatnosti** *Professional, scientific and technical activities* | 16.291 | 7.416 | 16.593 | 7.673 | 16.594 | 7.699 |
| **N** | **Administrativne i pomoćne uslužne djelatnosti** *Administrative and support service activities* | 11.205 | 3.356 | 12.068 | 3.967 | 12.464 | 4.253 |
| **O** | **Javna uprava i odbrana; obavezno socijalno osiguranje** *Public administration and defence; compulsory social security* | 47.133 | 17.874 | 48.077 | 18.158 | 48.228 | 18.196 |
| **P** | **Obrazovanje** *Education* | 42.797 | 29.060 | 43.436 | 29.751 | 43.113 | 29.783 |
| **Q** | **Djelatnosti zdravstvene i socijalne zaštite** | 34.148 | 23.801 | 34.627 | 24.183 | 35.360 | 24.748 |
| **R** | **Umjetnost, zabava i rekreacija** *Arts, entertainment and recreation* | 10.136 | 7.075 | 10.087 | 6.873 | 9.350 | 6.238 |
| **S** | **Ostale uslužne djelatnosti** *Other service activities* | 10.109 | 5.674 | 10.527 | 5.987 | 10.546 | 5.977 |

## 1.3. ZAPOSLENI U FEDERACIJI BiH PO PODRUČJIMA I OBLASTIMA KD BiH 2010
*EMPLOYED PERSONS IN FEDERATION OF BIH BY SECTIONS AND DIVISIONS KD BIH 2010*

| | | Područja i oblasti | 2018 | 2019 | 2020 | *Sections and divisions* |
|---|---|---|---|---|---|---|
| | | **UKUPNO** | **519.800** | **531.483** | **520.162** | *TOTAL* |
| **A** | | **Poljoprivreda, šumarstvo i ribolov** | **10.940** | **10.989** | **10.743** | *Agriculture, forestry and fishing* |
| | 01 | **Biljna i stočarska proizvodnja, lovstvo i uslužne djelatnosti u vezi s njima** | 5.434 | 5.351 | 5.334 | *Crop and animal production, hunting and related service activities* |
| | 02 | **Šumarstvo i sječa drva (iskorištavanje šuma)** | 5.333 | 5.461 | 5.224 | *Forestry and logging* |
| | 03 | **Ribolov i akvakultura** | 173 | 177 | 185 | *Fishing and aquaculture* |
| **B** | | **Vađenje ruda i kamena** | **12.995** | **13.259** | **12.671** | *Mining and quarrying* |
| | 05 | **Vađenje ugljena i lignita** | 10.562 | 10.854 | 10.281 | *Mining of coal and lignite* |
| | 07 | **Vađenje metalnih ruda** | 433 | 497 | 537 | *Mining of metal ores* |
| | 08 | **Vađenje ostalih ruda i kamena** | 1.596 | 1.559 | 1.552 | *Other mining and quarrying* |
| | 09 | **Pomoćne uslužne djelatnosti u vađenju ruda i kamena** | 404 | 349 | 301 | *Mining support service activities* |
| **C** | | **Prerađivačka industrija** | **105.098** | **106.385** | **101.729** | *Manufacturing* |
| | 10 | **Proizvodnja prehrambenih proizvoda** | 13.987 | 13.995 | 13.719 | *Manufacture of food products* |
| | 11 | **Proizvodnja pića** | 1.458 | 1.483 | 1.450 | *Manufacture of beverages* |
| | 12 | **Proizvodnja duhanskih proizvoda** | 261 | 203 | 162 | *Manufacture of tobacco products* |
| | 13 | **Proizvodnja tekstila** | 5.646 | 5.209 | 4.609 | *Manufacture of textiles* |
| | 14 | **Proizvodnja odjeće** | 10.103 | 10.001 | 9.588 | *Manufacture of wearing apparel* |
| | 15 | **Proizvodnja kože i srodnih proizvoda** | 8.686 | 8.549 | 7.565 | *Manufacture of leather and related products* |
| | 16 | **Prerada drva i proizvoda od drva i pluta, osim namještaja; proizvodnja predmeta od slame i pletarskih materijala** | 8.195 | 8.233 | 7.820 | *Manufacture of wood and of products of wood and cork,except furniture; manufacture of articles of straw and plaiting materials* |
| | 17 | **Proizvodnja papira i proizvoda od papira** | 1.796 | 1.847 | 1.849 | *Manufacture of paper and paper products* |
| | 18 | **Štampanje i umnožavanje snimljenih zapisa** | 1.672 | 1.713 | 1.636 | *Printing and reproduction of recorded media* |
| | 19 | **Proizvodnja koksa i rafiniranih naftnih proizvoda** | 1.004 | 1.019 | 994 | *Manufacture of coke and refined petroleum products* |
| | 20 | **Proizvodnja hemikalija i hemijskih proizvoda** | 2.998 | 2.984 | 2.775 | *Manufacture of chemicals and chemical products* |
| | 21 | **Proizvodnja osnovnih farmaceutskih proizvoda i farmaceutskih preparata** | 798 | 804 | 811 | *Manufacture of basic pharmaceutical products and pharmaceutical preparations* |
| | 22 | **Proizvodnja proizvoda od gume i plastičnih masa** | 5.141 | 5.629 | 5.694 | *Manufacture of rubber and plastic products* |
| | 23 | **Proizvodnja ostalih nemetalnih mineralnih proizvoda** | 3.873 | 4.163 | 4.132 | *Manufacture of other non-metallic mineral products* |
| | 24 | **Proizvodnja baznih metala** | 5.070 | 4.905 | 3.941 | *Manufacture of basic metals* |
| | 25 | **Proizvodnja gotovih metalnih proizvoda, osim mašina i opreme** | 15.425 | 16.328 | 16.117 | *Manufacture of fabricated metal products, except machinery and equipment* |
| | 26 | **Proizvodnja računara te elektroničkih i optičkih proizvoda** | 369 | 384 | 376 | *Manufacture of computer, electronic and optical products* |
| | 27 | **Proizvodnja električne opreme** | 2.321 | 2.546 | 2.666 | *Manufacture of electrical equipment* |
| | 28 | **Proizvodnja mašina i uređaja, d.n.** | 2.715 | 2.754 | 2.795 | *Manufacture of machineryand equipment n.e.c.* |
| | 29 | **Proizvodnja motornih vozila, prikolica i poluprikolica** | 2.835 | 2.772 | 2.563 | *Manufacture of motor vehicles, trailers and semi-trailers* |
| | 30 | **Proizvodnja ostalih prijevoznih sredstava** | 135 | 166 | 167 | *Manufacture of other transport equipment* |
| | 31 | **Proizvodnja namještaja** | 6.939 | 7.122 | 6.778 | *Manufacture of furniture* |
| | 32 | **Ostala prerađivačka industrija** | 2.247 | 2.125 | 2.153 | *Other manufacturing* |
| | 33 | **Popravak i instaliranje mašina i opreme** | 1.424 | 1.451 | 1.369 | *Repair and installation of machinery and equipment* |
| **D** | | **Proizvodnja i snabdijevanje električnom energijom, plinom, parom i klimatizacija** | **8.703** | **8.724** | **8.645** | *Electricity, gas, steam and air conditioning supply* |

## 1. ZAPOSLENI
*EMPLOYED PERSONS*

### 1.3. ZAPOSLENI U FEDERACIJI BiH PO PODRUCJIMA I OBLASTIMA KD BiH 2010 - nastavak
*EMPLOYED PERSONS IN FEDERATION OF BIH BY SECTIONS AND DIVISIONS KD BIH 2010 - continued*

| | | Područja i oblasti | 2018 | 2019 | 2020 | *Sections and divisions* |
|---|---|---|---|---|---|---|
| | 35 | **Proizvodnja i snabdijevanje električnom energijom, plinom, parom i klimatizacija** | 8.703 | 8.724 | 8.645 | *Electricity, gas, steam and air conditioning supply* |
| **E** | | **Snabdijevanje vodom; uklanjanje otpadnih voda, upravljanje otpadom te djelatnosti sanacije okoliša** | **8.551** | **8.652** | **8.527** | *Water supply, sewerage, waste management and remediation activities* |
| | 36 | **Sakupljanje, pročišćavanje i snabdijevanje vodom** | 4.691 | 4.692 | 4.644 | *Water collection, treatment and supply* |
| | 37 | **Uklanjanje otpadnih voda** | 170 | 176 | 167 | *Sewerage* |
| | 38 | **Sakupljanje otpada, djelatnosti obrade i zbrinjavanja otpada; reciklaža materijala** | 3.618 | 3.701 | 3.669 | *Waste collection, treatment and disposal activities; materials recovery* |
| | 39 | **Djelatnosti sanacije okoliša te ostale djelatnosti upravljanja otpadom** | 72 | 83 | 47 | *Remediation activities and other waste management services* |
| **F** | | **Građevinarstvo** | **24.936** | **26.007** | **26.363** | *Construction* |
| | 41 | **Gradnja građevina visokogradnje** | 8.849 | 9.214 | 9.086 | *Construction of buildings* |
| | 42 | **Gradnja građevina niskogradnje** | 7.301 | 7.624 | 8.097 | *Civil engineering* |
| | 43 | **Specijalizirane građevinske djalatnosti** | 8.786 | 9.169 | 9.180 | *Specialised construction activities* |
| **G** | | **Trgovina na veliko i na malo; popravak motornih vozila i motocikala** | **97.110** | **98.951** | **95.570** | *Wholesale and retail trade; repair of motor vehicles and motorcycles* |
| | 45 | **Trgovina na veliko i na malo motornim vozilima i motociklima; popravak motornih vozila i motocikala** | 8.057 | 8.583 | 8.713 | *Wholesale and retail trade and repair of motor vehicles and motorcycles* |
| | 46 | **Trgovina na veliko, osim trgovine motornim vozilima i motociklima** | 26.488 | 26.964 | 26.427 | *Wholesale trade, except of motor vehicles and motorcycles* |
| | 47 | **Trgovina na malo, osim trgovine motornim vozilima i motociklima** | 62.565 | 63.404 | 60.430 | *Retail trade, except of motor vehicles and motorcycles* |
| **H** | | **Prijevoz i skladištenje** | **24.062** | **24.857** | **24.419** | *Transportation and storage* |
| | 49 | **Kopneni prijevoz i cjevovodni transport** | 15.951 | 16.127 | 15.487 | *Land transport and transport via pipelines* |
| | 50 | **Vodeni prijevoz** | 2 | - | - | |
| | 51 | **Zračni prijevoz** | 33 | 57 | 37 | *Air transport* |
| | 52 | **Skladištenje i pomoćne djelatnosti u prijevozu** | 4.852 | 5.104 | 5.214 | *Warehousing and support activities for transportation* |
| | 53 | **Poštanske i kurirske djelatnosti** | 3.224 | 3.569 | 3.681 | *Postal and courier activities* |
| **I** | | **Djelatnosti pružanja smještaja te pripreme i usluživanja hrane(hotelijerstvo i ugostiteljstvo)** | **26.237** | **27.414** | **24.473** | *Accommodation and food service activities* |
| | 55 | **Smeštaj** | 4.842 | 4.976 | 3.811 | *Accommodation* |
| | 56 | **Djelatnosti pripreme i usluživanja hrane i pića** | 21.395 | 22.438 | 20.662 | *Food and beverage service activities* |
| **J** | | **Informacije i komunikacije** | 14.419 | **15.509** | **16.224** | *Information and communication* |
| | 58 | **Izdavačke djelatnosti** | **740** | 734 | 662 | *Publishing activities* |
| | 59 | **Proizvodnja filmova, videofilmova i televizijskog programa, djelatnosti snimanja zvučnih zapisa i izdavanja muzičkih zapisa** | 297 | 342 | 313 | *Motion picture, video and television programme production, sound recording* |
| | 60 | **Emitiranje programa** | 2.753 | 2.766 | 2.779 | *Programming and broadcasting activities* |
| | 61 | **Telekomunikacije** | 4.982 | 4.976 | 4.904 | *Telecommunications* |
| | 62 | **Računarsko programiranje,savjetovanje i djelatnosti u vezi s njima** | 4.348 | 5.122 | 5.775 | *Computer programming, consultancy and related activities* |
| | 63 | **Informacijske uslužne djelatnosti** | 1.299 | 1.569 | 1.791 | *Information service activities* |
| **K** | | **Finansijske djelatnosti i djelatnosti osiguranja** | 11.920 | **12.115** | **12.070** | *Financial and insurance activities* |
| | 64 | **Finansijske uslužne djelatnosti, osim osiguranja i penzijskih fondova** | 8.200 | 8.213 | 8.101 | *Financial service activities, except insurance and pension funding* |

## 1.3. ZAPOSLENI U FEDERACIJI BiH PO PODRUČJIMA I OBLASTIMA KD BiH 2010 - nastavak

*EMPLOYED PERSONS BY SECTIONS AND DIVISIONS KD BIH 2010 - continued*

| | | Područja i oblasti | 2018 | 2019 | 2020 | *Sections and divisions* |
|---|---|---|---|---|---|---|
| | 65 | **Osiguranje,reosiguranje i penzijski fondovi,osim obaveznog socijalnog osiguranja** | 2.883 | 2.973 | 3.008 | *Insurance, reinsurance and pension funding, except compulsorysocial security* |
| | 66 | **Pomoćne djelatnosti kod finansijskih usluga i djelatnosti osiguranja** | 837 | 929 | 961 | *Activities auxiliary to financial services and insurance activities* |
| **L** | | **Poslovanje nekretninama** | **3.010** | **3.206** | **3.073** | Real estate activities |
| | 68 | **Poslovanje nekretninama** | 3.010 | 3.206 | 3.073 | *Real estate activities* |
| **M** | | **Stručne, naučne i tehničke djelatnosti** | **16.291** | **16.593** | **16.594** | *Professional, scientific and technical* |
| | 69 | **Pravne i računovodstvene djelatnosti** | 5.151 | 5.269 | 5.283 | *Legal and accounting activities* |
| | 70 | **Upravljačke djelatnosti; savjetovanje u vezi s upravljanjem** | 1.137 | 1.142 | 1.131 | *Activities of head offices; management consultancy activities* |
| | 71 | **Arhitektonske i inžinjerske djelatnosti; tehničko ispitivanje i analiza** | 5.712 | 5.786 | 5.830 | *Architectural and engineering activities; technical testing and analysis* |
| | 72 | **Naučno istraživanje i razvoj** | 427 | 425 | 417 | *Scientific research and development* |
| | 73 | **Promocija (reklama i propaganda) i istraživanje tržišta** | 2.584 | 2.632 | 2.597 | *Advertising and market research* |
| | 74 | **Ostale stručne, naučne i tehničke djelatnosti** | 584 | 640 | 668 | *Other professional, scientific and technical activities* |
| | 75 | **Veterinarske djelatnosti** | 696 | 699 | 668 | *Veterinary activities* |
| **N** | | **Administrativne i pomoćne uslužne djelatnosti** | **11.205** | **12.068** | **12.464** | *Administrative and support service activities* |
| | 77 | **Djelatnosti iznajmljivanja i davanja u zakup (leasing)** | 701 | 811 | 721 | *Rental and leasing activities* |
| | 78 | **Djelatnosti posredovanja u zapošljavanju** | 1.791 | 1.788 | 1.775 | *Employment activities* |
| | 79 | **Putničke agencije, organizatori putovanja, turoperatori i ostale rezervacijske usluge te djelatnosti u vezi s njima** | 826 | 920 | 783 | *Travel agency, tour operator reservation service and related activities* |
| | 80 | **Zaštitne i istražne djelatnosti** | 4.487 | 4.501 | 4.524 | *Security and investigation activities* |
| | 81 | **Usluge u vezi s upravljanjem i održavanjem zgrada te djelatnosti uređenja i održavanja zelenih površina** | 1.671 | 1.744 | 1.868 | *Services to buildings and landscape activities* |
| | 82 | **Kancelarijske administrativne i pomoćne djelatnosti te ostale poslovne pomoćne djelatnosti** | 1.729 | 2.304 | 2.793 | *Office administrative, office support and other business support activities* |
| **O** | | **Javna uprava i odbrana; obavezno socijalno osiguranje** | **47.133** | **48.077** | **48.228** | *Public administration and defence; compulsory social security* |
| | 84 | **Javna uprava i odbrana; obavezno socijalno osiguranje** | 47.133 | 48.077 | 48.228 | *Public administration and defence; compulsory social security* |
| **P** | | **Obrazovanje** | **42.797** | **43.436** | **43.113** | *Education* |
| | 85 | **Obrazovanje** | 42.797 | 43.436 | 43.113 | *Education* |
| **Q** | | **Djelatnosti zdravstvene i socijalne zaštite** | **34.148** | **34.627** | **35.360** | *Human health and social work activities* |
| | 86 | **Djelatnosti zdravstvene zaštite** | 29.034 | 29.302 | 29.826 | *Human health activities* |
| | 87 | **Djelatnosti socijalne zaštite u ustanovama sa smještajem** | 2.508 | 2.649 | 2.842 | *Residential care activities* |
| | 88 | **Djelatnosti socijalne zaštite bez smještaja** | 2.606 | 2.676 | 2.692 | *Social work activities without accommodation* |
| **R** | | **Umjetnost, zabava i rekreacija** | **10.136** | **10.087** | **9.350** | *Arts, entertainment and recreation* |
| | 90 | **Kreativne, umjetničke i zabavne djelatnosti** | 1.098 | 1.125 | 1.141 | *Creative, arts and entertainment activities* |
| | 91 | **Biblioteke, arhivi, muzeji i ostale kulturne djelatnosti** | 772 | 797 | 765 | *Libraries, archives, museums and other cultural activities* |
| | 92 | **Djelatnosti kockanja i klađenja** | 6.409 | 6.105 | 5.505 | *Gambling and betting activities* |
| | 93 | **Sportske, zabavne i rekreacijske djelatnosti** | 1.857 | 2.060 | 1.939 | *Sports activities and amusement and recreation activities* |
| **S** | | **Ostale uslužne djelatnosti** | **10.109** | **10.527** | **10.546** | *Other service activities* |
| | 94 | **Djelatnosti članskih organizacija** | 4.360 | 4.549 | 4.559 | *Activities of membership organisations* |
| | 95 | **Popravak računara i predmeta za ličnu upotrebu i domaćinstvo** | 825 | 823 | 812 | *Repair of computers and personal and household goods* |
| | 96 | **Ostale lične uslužne djelatnosti** | 4.924 | 5.155 | 5.175 | *Other personal service activities* |

## 2. NEZAPOSLENI
*UNEMPLOYED PERSONS*

### 2.1. NEZAPOSLENI U FEDERACIJI BiH PO MJESECIMA
*UNEMPLOYED PERSONS IN FEDERATION OF BIH BY MONTH*

| Mjesec | 2016 | | 2017 | | 2018 | | 2019 | | 2020 | | *Month* |
|---|---|---|---|---|---|---|---|---|---|---|---|
| | **ukupno** *total* | **žene** *women* | **ukupno** *total* | **žene** *women* | **ukupno** *total* | **žene** *women* | **ukupno** *total* | **žene** *women* | **ukupno** *total* | **žene** *women* | |
| januar | 390.738 | 205.637 | 373.214 | 200.811 | 350.217 | 194.288 | 328.503 | 187.847 | 309.816 | 179.953 | January |
| februar | 388.606 | 204.521 | 371.915 | 200.210 | 348.639 | 193.574 | 326.266 | 186.798 | 309.004 | 179.394 | February |
| mart | 382.879 | 202.656 | 365.255 | 197.826 | 343.207 | 191.703 | 321.618 | 184.884 | 306.963 | 178.565 | March |
| april | 377.926 | 201.128 | 360.807 | 196.757 | 337.127 | 189.789 | 314.069 | 181.891 | 325.989 | 190.162 | April |
| maj | 373.378 | 199.455 | 355.290 | 194.755 | 331.519 | 187.823 | 308.607 | 179.425 | 325.816 | 189.445 | May |
| juni | 373.548 | 200.188 | 354.626 | 195.114 | 330.647 | 187.859 | 308.443 | 179.705 | 325.540 | 192.448 | June |
| juli | 376.078 | 202.329 | 356.193 | 197.085 | 333.610 | 190.249 | 310.185 | 181.650 | 329.581 | 191.736 | July |
| august | 377.826 | 204.120 | 356.115 | 197.839 | 334.315 | 191.153 | 311.150 | 182.500 | 330.809 | 192.679 | August |
| septembar | 374.500 | 201.649 | 352.398 | 195.265 | 330.579 | 188.583 | 309.493 | 180.421 | 325.660 | 189.323 | September |
| oktobar | 373.657 | 201.343 | 350.914 | 194.949 | 328.895 | 188.192 | 308.214 | 179.617 | 323.566 | 188.305 | October |
| novembar | 372.902 | 201.151 | 349.226 | 194.249 | 328.663 | 188.205 | 308.433 | 179.862 | 322.978 | 188.198 | November |
| decembar | 372.207 | 200.726 | 349.699 | 194.112 | 329.907 | 188.503 | 307.864 | 179.336 | 323.244 | 188.169 | December |

**Nezaposlene osobe u Federaciji BiH po mjesecima i godinama**
*Unemployed persons in Federation by month and years*

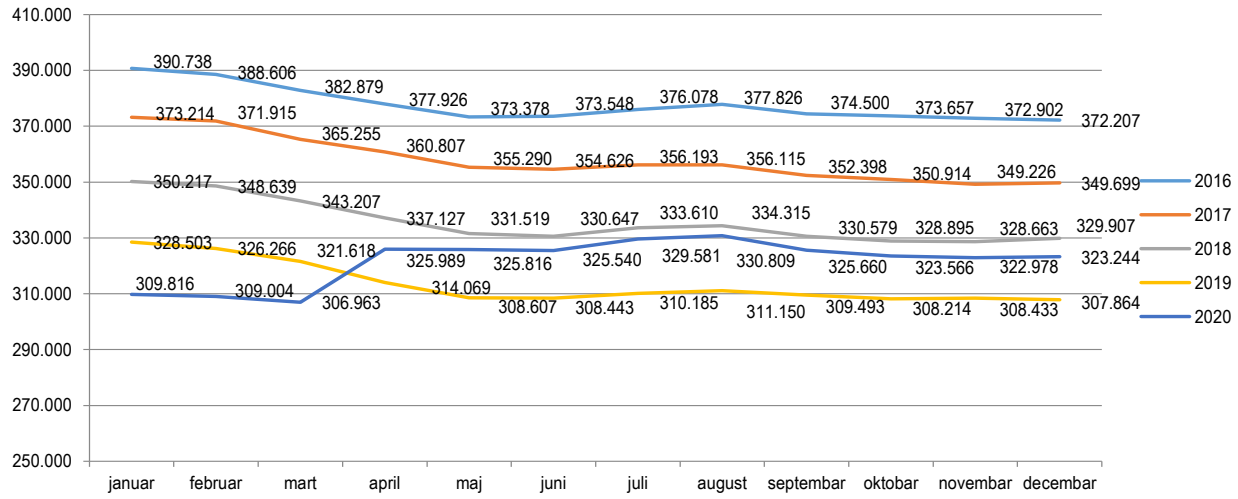


**Izvor: Federalni zavod za zapošljavanje**
*Source: Federal Employment Institute*

## 2. NEZAPOSLENI
*UNEMPLOYED PERSONS*

### 2.2. NEZAPOSLENI U FEDERACIJI BiH PREMA STEPENU STRUČNOG OBRAZOVANJA, stanje decembar/prosinac
*UNEMPLOYED PERSONS IN FEDERATION OF BIH BY LEVEL OF PROFESSIONAL EDUCATION, situation December*

| **Godina**/*Year* | **ukupno** *total* | **žene** *women* | **Stepen stručnog obrazovanja** Level of *professional education* | | | | | | | |
|---|---|---|---|---|---|---|---|---|---|---|
| | | | **V S S** *University* | **VŠS** *Higher* | **SSS** *Secondary* | **NSS** *Elementary* | **VKV** *Highly skilled* | **KV** *Skilled* | **PKV** *Semi-skilled* | **NKV** *Unskilled* |
| 2016 | **372.207** | **200.726** | 26.734 | 5.492 | 101.610 | 641 | 1.520 | 121.891 | 6.849 | 107.470 |
| 2017 | **349.699** | **194.112** | 25.407 | 5.391 | 94.988 | 562 | 1.387 | 113.176 | 6.338 | 102.450 |
| 2018 | **329.907** | **188.503** | 24.474 | 5.393 | 90.116 | 507 | 1.249 | 104.944 | 5.818 | 97.406 |
| 2019 | **307.864** | **179.336** | 22.632 | 5.495 | 84.281 | 432 | 1.060 | 96.917 | 5.198 | 91.849 |
| 2020 | **323.244** | **188.169** | 25.574 | 5.983 | 90.339 | 420 | 985 | 102.115 | 5.004 | 92.824 |

### 2.3. NEZAPOSLENI U FEDERACIJI BiH PREMA INTERVALIMA STAROSTI, stanje decembar/prosinac
*UNEMPLOYED PERSONS IN FEDERATION OF BIH BY AGE GROUPS, situation December*

| **Godina**/*Year* | **ukupno** *total* | **žene** *women* | **Starosne grupe** *Age groups* | | | | | | | | | |
|---|---|---|---|---|---|---|---|---|---|---|---|---|
| | | | **15-19** | **20-24** | **25-29** | **30-34** | **35-39** | **40-44** | **45-49** | **50-54** | **55-59** | **60 i više** *60 and over* |
| 2016 | **372.207** | **200.726** | 14.739 | 49.364 | 49.414 | 42.604 | 42.100 | 40.154 | 39.820 | 40.028 | 33.401 | 20.583 |
| 2017 | **349.699** | **194.112** | 11.608 | 44.235 | 42.917 | 39.288 | 39.607 | 37.476 | 38.370 | 38.972 | 34.510 | 22.716 |
| 2018 | **329.907** | **188.503** | 10.198 | 41.625 | 36.649 | 36.035 | 36.627 | 35.594 | 36.230 | 37.530 | 34.817 | 24.602 |
| 2019 | **307.864** | **179.336** | 9.032 | 37.252 | 31.383 | 32.155 | 33.662 | 33.149 | 33.799 | 36.117 | 35.243 | 26.072 |
| 2020 | **323.244** | **188.169** | 9.250 | 38.137 | 35.423 | 33.261 | 34.865 | 34.546 | 35.415 | 36.390 | 37.074 | 28.883 |

**Izvor: Federalni zavod za zapošljavanje**
*Source: Federal Employment Institute*

## 3. PLAĆE
*WAGES*

### 3.1. NETO PLAĆE U FEDERACIJI BIH PO MJESECIMA
*NET WAGES IN FEDERATION OF BIH BY MONTHS*

KM

| Mjesec | 2016 | 2017 | 2018 | 2019 | 2020 | Month |
|---|---|---|---|---|---|---|
| Godišnji prosjek | **839** | **860** | **889** | **928** | **956** | *Annual average* |
| januar | 834 | 859 | 888 | 924 | 958 | *January* |
| februar | 825 | 834 | 852 | 895 | 934 | *February* |
| mart | 845 | 867 | 881 | 916 | 947 | *March* |
| april | 830 | 847 | 872 | 926 | 940 | *April* |
| maj | 837 | 871 | 896 | 938 | 935 | *May* |
| juni | 834 | 861 | 881 | 911 | 953 | *June* |
| juli | 831 | 857 | 891 | 940 | 971 | *July* |
| august | 846 | 871 | 904 | 932 | 949 | *August* |
| septembar | 839 | 850 | 875 | 919 | 961 | *September* |
| oktobar | 838 | 863 | 899 | 942 | 961 | *October* |
| novembar | 851 | 868 | 907 | 932 | 966 | *November* |
| decembar | 861 | 875 | 914 | 958 | 993 | *December* |

### 3.2. BRUTO PLAĆE U FEDERACIJI BIH PO MJESECIMA
*GROSS WAGES IN FEDERATION OF BIH BY MONTHS*

KM

| Mjesec | 2016 | 2017 | 2018 | 2019 | 2020 | Month |
|---|---|---|---|---|---|---|
| Godišnji prosjek | **1.283** | **1.318** | **1.365** | **1.427** | **1.472** | Annual average |
| januar | 1.275 | 1.316 | 1.363 | 1.422 | 1.477 | January |
| februar | 1.260 | 1.277 | 1.306 | 1.372 | 1.436 | February |
| mart | 1.292 | 1.328 | 1.353 | 1.407 | 1.457 | March |
| april | 1.268 | 1.297 | 1.338 | 1.423 | 1.446 | April |
| maj | 1.279 | 1.335 | 1.378 | 1.443 | 1.438 | May |
| juni | 1.275 | 1.320 | 1.353 | 1.400 | 1.469 | June |
| juli | 1.270 | 1.313 | 1.368 | 1.447 | 1.498 | July |
| august | 1.294 | 1.335 | 1.389 | 1.434 | 1.462 | August |
| septembar | 1.283 | 1.301 | 1.344 | 1.415 | 1.480 | September |
| oktobar | 1.282 | 1.322 | 1.383 | 1.451 | 1.481 | October |
| novembar | 1.303 | 1.331 | 1.395 | 1.436 | 1.489 | November |
| decembar | 1.318 | 1.341 | 1.405 | 1.475 | 1.532 | December |

**Godišnji prosjek neto i bruto plaća u KM**
*Annual average of net and gross wage in KM*

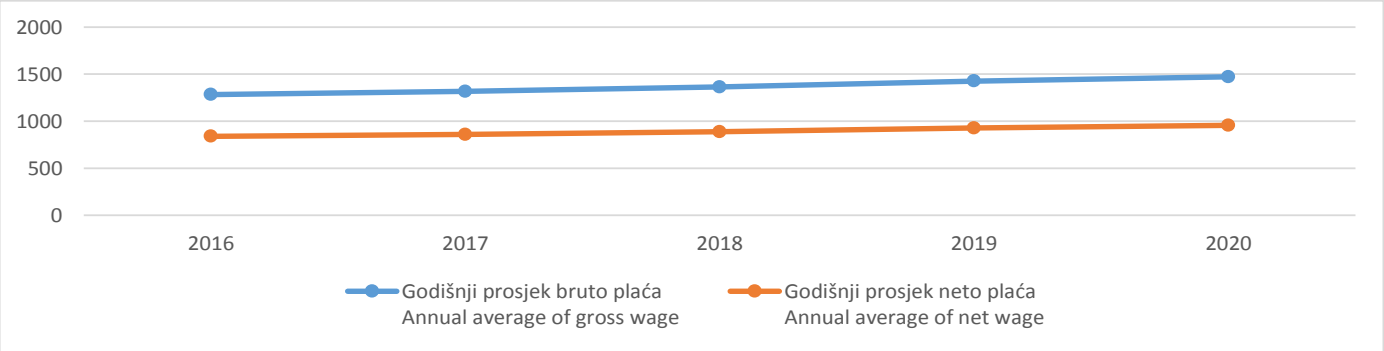

## 3.3. NETO PLAĆE U FEDERACIJI BIH PO PODRUČJIMA KD BIH 2010 I MJESECIMA

*NET WAGES IN FEDERATION OF BIH BY SECTIONS KD BIH 2010 AND MONTHS*

KM

| Mjesec *Month* | Ukupno *Total* | Područja/*Sections* A | B | C | D | E | F | G | H | I | J | K | L | M | N | O | P | Q | R | S |
|---|---|---|---|---|---|---|---|---|---|---|---|---|---|---|---|---|---|---|---|---|
| 2016 | **839** | **809** | **943** | **595** | **1.573** | **833** | **537** | **596** | **837** | **509** | **1.264** | **1.436** | **809** | **939** | **534** | **1.232** | **845** | **1.048** | **648** | **1.048** |
| I | **834** | 788 | 953 | 584 | 1.562 | 828 | 532 | 581 | 835 | 501 | 1.253 | 1.421 | 789 | 942 | 526 | 1.222 | 846 | 1.039 | 652 | 1.055 |
| II | **825** | 785 | 935 | 575 | 1.516 | 811 | 532 | 578 | 819 | 499 | 1.228 | 1.376 | 787 | 938 | 528 | 1.222 | 849 | 1.013 | 626 | 1.052 |
| III | **845** | 842 | 940 | 591 | 1.640 | 828 | 533 | 597 | 846 | 502 | 1.295 | 1.407 | 788 | 965 | 533 | 1.229 | 847 | 1.067 | 634 | 1.024 |
| IV | **830** | 785 | 949 | 583 | 1.547 | 813 | 523 | 581 | 828 | 491 | 1.267 | 1.442 | 797 | 929 | 531 | 1.224 | 844 | 1.026 | 628 | 1.009 |
| V | **837** | 811 | 943 | 587 | 1.604 | 828 | 524 | 585 | 837 | 503 | 1.264 | 1.449 | 793 | 927 | 532 | 1.231 | 850 | 1.056 | 622 | 1.015 |
| VI | **834** | 813 | 935 | 592 | 1.570 | 821 | 528 | 585 | 836 | 502 | 1.265 | 1.413 | 819 | 914 | 527 | 1.230 | 850 | 1.050 | 620 | 1.023 |
| VII | **831** | 784 | 927 | 588 | 1.535 | 814 | 532 | 590 | 829 | 506 | 1.214 | 1.447 | 794 | 925 | 525 | 1.228 | 849 | 1.043 | 655 | 1.027 |
| VIII | **846** | 822 | 953 | 596 | 1.619 | 833 | 541 | 602 | 841 | 512 | 1.281 | 1.519 | 786 | 917 | 535 | 1.232 | 839 | 1.080 | 669 | 1.050 |
| IX | **839** | 808 | 943 | 602 | 1.572 | 837 | 544 | 599 | 836 | 525 | 1.263 | 1.395 | 800 | 921 | 542 | 1.231 | 835 | 1.056 | 661 | 1.076 |
| X | **838** | 800 | 928 | 605 | 1.533 | 846 | 549 | 601 | 836 | 516 | 1.243 | 1.429 | 833 | 945 | 544 | 1.238 | 838 | 1.029 | 656 | 1.062 |
| XI | **851** | 810 | 954 | 613 | 1.591 | 861 | 552 | 620 | 854 | 525 | 1.282 | 1.433 | 796 | 952 | 547 | 1.241 | 845 | 1.055 | 670 | 1.085 |
| XII | **861** | 854 | 963 | 623 | 1.586 | 871 | 552 | 624 | 851 | 523 | 1.309 | 1.495 | 942 | 995 | 543 | 1.258 | 848 | 1.058 | 680 | 1.098 |
| 2017 | **860** | **838** | **974** | **626** | **1.609** | **876** | **566** | **627** | **850** | **530** | **1.281** | **1.473** | **851** | **1.059** | **577** | **1.247** | **850** | **1.080** | **650** | **987** |
| I | **859** | 896 | 955 | 618 | 1.635 | 888 | 563 | 627 | 861 | 534 | 1.291 | 1.451 | 833 | 1.004 | 554 | 1.243 | 844 | 1.065 | 662 | 973 |
| II | **834** | 810 | 939 | 597 | 1.502 | 850 | 552 | 610 | 830 | 522 | 1.239 | 1.421 | 934 | 1.006 | 548 | 1.236 | 848 | 988 | 633 | 970 |
| III | **867** | 879 | 963 | 631 | 1.673 | 881 | 563 | 630 | 864 | 528 | 1.322 | 1.426 | 815 | 1.073 | 546 | 1.248 | 848 | 1.107 | 644 | 967 |
| IV | **847** | 782 | 970 | 613 | 1.528 | 855 | 556 | 625 | 836 | 519 | 1.245 | 1.511 | 856 | 1.024 | 553 | 1.244 | 847 | 1.023 | 645 | 961 |
| V | **871** | 847 | 971 | 635 | 1.678 | 891 | 569 | 629 | 860 | 528 | 1.335 | 1.525 | 827 | 1.080 | 562 | 1.244 | 850 | 1.104 | 675 | 974 |
| VI | **861** | 853 | 991 | 630 | 1.611 | 878 | 567 | 627 | 845 | 527 | 1.297 | 1.475 | 811 | 1.051 | 566 | 1.236 | 848 | 1.092 | 651 | 977 |
| VII | **857** | 809 | 977 | 629 | 1.575 | 878 | 563 | 624 | 838 | 522 | 1.258 | 1.479 | 816 | 1.074 | 581 | 1.250 | 858 | 1.057 | 654 | 977 |
| VIII | **871** | 863 | 983 | 638 | 1.670 | 891 | 572 | 635 | 866 | 539 | 1.305 | 1.449 | 824 | 1.076 | 599 | 1.248 | 852 | 1.116 | 654 | 982 |
| IX | **850** | 819 | 985 | 623 | 1.582 | 865 | 568 | 610 | 845 | 537 | 1.253 | 1.430 | 853 | 1.076 | 607 | 1.245 | 840 | 1.058 | 641 | 1.029 |
| X | **863** | 846 | 977 | 627 | 1.632 | 878 | 575 | 629 | 853 | 531 | 1.281 | 1.484 | 822 | 1.071 | 607 | 1.252 | 851 | 1.095 | 643 | 991 |
| XI | **868** | 862 | 991 | 638 | 1.636 | 882 | 578 | 638 | 861 | 535 | 1.282 | 1.449 | 861 | 1.079 | 596 | 1.253 | 855 | 1.101 | 652 | 1.007 |
| XII | **875** | 798 | 989 | 637 | 1.588 | 876 | 565 | 638 | 845 | 531 | 1.263 | 1.570 | 999 | 1.091 | 614 | 1.261 | 859 | 1.150 | 648 | 1.031 |
| 2018 | **889** | **858** | **1.007** | **646** | **1.640** | **894** | **586** | **649** | **879** | **536** | **1.309** | **1.508** | **770** | **1.060** | **609** | **1.275** | **897** | **1.196** | **649** | **1.025** |
| I | **888** | 873 | 1.000 | 649 | 1.698 | 899 | 576 | 649 | 885 | 536 | 1.315 | 1.459 | 767 | 1.077 | 600 | 1.268 | 868 | 1.194 | 676 | 1.001 |
| II | **852** | 804 | 998 | 609 | 1.532 | 867 | 567 | 625 | 840 | 528 | 1.238 | 1.436 | 757 | 1.038 | 599 | 1.268 | 874 | 1.077 | 629 | 1.007 |
| III | **881** | 848 | 1.010 | 632 | 1.641 | 890 | 576 | 650 | 871 | 531 | 1.302 | 1.508 | 840 | 1.037 | 592 | 1.277 | 888 | 1.173 | 639 | 1.002 |
| IV | **872** | 815 | 999 | 629 | 1.587 | 876 | 572 | 642 | 879 | 532 | 1.282 | 1.538 | 786 | 1.076 | 598 | 1.270 | 882 | 1.128 | 635 | 997 |
| V | **896** | 880 | 1.020 | 654 | 1.693 | 903 | 594 | 674 | 889 | 535 | 1.344 | 1.503 | 753 | 1.044 | 602 | 1.276 | 888 | 1.196 | 651 | 1.015 |
| VI | **881** | 819 | 993 | 646 | 1.582 | 882 | 592 | 638 | 868 | 531 | 1.317 | 1.656 | 756 | 1.034 | 609 | 1.272 | 890 | 1.150 | 640 | 1.020 |
| VII | **891** | 875 | 1.003 | 651 | 1.650 | 960 | 590 | 645 | 883 | 538 | 1.322 | 1.488 | 761 | 1.078 | 604 | 1.280 | 902 | 1.213 | 644 | 1.022 |
| VIII | **904** | 898 | 1.022 | 655 | 1.697 | 916 | 591 | 650 | 899 | 547 | 1.340 | 1.540 | 772 | 1.077 | 610 | 1.280 | 915 | 1.266 | 660 | 1.017 |
| IX | **875** | 872 | 999 | 636 | 1.557 | 884 | 579 | 633 | 865 | 533 | 1.286 | 1.448 | 765 | 1.046 | 620 | 1.273 | 906 | 1.161 | 634 | 1.046 |
| X | **899** | 850 | 1.005 | 657 | 1.694 | 910 | 592 | 653 | 887 | 536 | 1.324 | 1.435 | 768 | 1.057 | 617 | 1.280 | 913 | 1.254 | 647 | 1.060 |
| XI | **907** | 882 | 1.023 | 664 | 1.664 | 907 | 608 | 663 | 890 | 543 | 1.319 | 1.468 | 754 | 1.073 | 624 | 1.276 | 918 | 1.281 | 656 | 1.041 |
| XII | **914** | 878 | 1.015 | 672 | 1.686 | 902 | 597 | 664 | 891 | 541 | 1.314 | 1.613 | 761 | 1.078 | 632 | 1.285 | 923 | 1.257 | 677 | 1.068 |
| 2019 | **928** | **899** | **1.015** | **677** | **1.691** | **917** | **630** | **694** | **894** | **545** | **1.363** | **1.652** | **839** | **1.075** | **613** | **1.323** | **954** | **1.284** | **732** | **1.064** |
| I | **924** | 877 | 1.037 | 681 | 1.786 | 931 | 619 | 684 | 893 | 545 | 1.376 | 1.622 | 821 | 1.061 | 605 | 1.299 | 927 | 1.315 | 725 | 1.032 |
| II | **895** | 851 | 992 | 646 | 1.604 | 888 | 597 | 678 | 856 | 532 | 1.295 | 1.585 | 872 | 1.045 | 602 | 1.306 | 937 | 1.198 | 713 | 1.050 |
| III | **916** | 889 | 1.004 | 661 | 1.671 | 898 | 617 | 707 | 896 | 533 | 1.291 | 1.635 | 828 | 1.071 | 600 | 1.320 | 962 | 1.243 | 706 | 1.062 |
| IV | **926** | 900 | 1.015 | 675 | 1.703 | 903 | 618 | 698 | 902 | 538 | 1.360 | 1.740 | 817 | 1.082 | 615 | 1.317 | 952 | 1.283 | 704 | 990 |
| V | **938** | 912 | 1.045 | 689 | 1.745 | 931 | 632 | 695 | 904 | 544 | 1.377 | 1.686 | 840 | 1.091 | 615 | 1.322 | 949 | 1.333 | 715 | 1.055 |
| VI | **911** | 834 | 997 | 669 | 1.624 | 889 | 613 | 677 | 879 | 538 | 1.314 | 1.706 | 830 | 1.064 | 615 | 1.320 | 952 | 1.209 | 719 | 1.047 |
| VII | **940** | 940 | 1.032 | 690 | 1.753 | 936 | 646 | 698 | 898 | 546 | 1.392 | 1.680 | 860 | 1.071 | 609 | 1.325 | 955 | 1.326 | 739 | 1.064 |
| VIII | **932** | 941 | 1.026 | 674 | 1.706 | 932 | 636 | 691 | 891 | 553 | 1.394 | 1.605 | 826 | 1.096 | 614 | 1.324 | 966 | 1.293 | 734 | 1.055 |
| IX | **919** | 927 | 983 | 662 | 1.647 | 908 | 628 | 685 | 879 | 550 | 1.367 | 1.580 | 834 | 1.066 | 617 | 1.332 | 955 | 1.253 | 749 | 1.074 |
| X | **942** | 929 | 1.019 | 687 | 1.733 | 935 | 653 | 696 | 902 | 560 | 1.407 | 1.599 | 853 | 1.079 | 618 | 1.328 | 963 | 1.337 | 751 | 1.097 |
| XI | **932** | 876 | 1.006 | 684 | 1.633 | 921 | 645 | 696 | 908 | 550 | 1.372 | 1.579 | 832 | 1.073 | 622 | 1.332 | 963 | 1.275 | 753 | 1.117 |
| XII | **958** | 903 | 1.025 | 703 | 1.692 | 930 | 652 | 717 | 916 | 549 | 1.405 | 1.801 | 852 | 1.107 | 619 | 1.345 | 966 | 1.342 | 773 | 1.135 |
| 2020 | **956** | **912** | **1.054** | **693** | **1.691** | **931** | **657** | **712** | **888** | **521** | **1.399** | **1.655** | **805** | **1.054** | **627** | **1.356** | **982** | **1.335** | **720** | **1.092** |
| I | **958** | 953 | 1.065 | 698 | 1.770 | 959 | 668 | 716 | 938 | 565 | 1.373 | 1.642 | 904 | 1.074 | 628 | 1.347 | 962 | 1.375 | 782 | 1.075 |
| II | **934** | 884 | 985 | 681 | 1.613 | 914 | 657 | 705 | 904 | 555 | 1.366 | 1.597 | 896 | 1.056 | 613 | 1.354 | 970 | 1.251 | 768 | 1.078 |
| III | **947** | 850 | 1.072 | 689 | 1.698 | 922 | 632 | 718 | 874 | 511 | 1.369 | 1.640 | 874 | 1.040 | 625 | 1.362 | 973 | 1.333 | 731 | 1.063 |
| IV | **940** | 840 | 1.057 | 672 | 1.693 | 920 | 641 | 688 | 868 | 493 | 1.376 | 1.601 | 780 | 1.030 | 619 | 1.361 | 976 | 1.313 | 712 | 1.027 |
| V | **935** | 872 | 1.064 | 668 | 1.667 | 921 | 633 | 690 | 843 | 477 | 1.353 | 1.610 | 747 | 1.020 | 620 | 1.350 | 965 | 1.298 | 664 | 1.044 |
| VI | **953** | 912 | 1.068 | 679 | 1.694 | 930 | 639 | 716 | 882 | 506 | 1.405 | 1.666 | 753 | 1.043 | 621 | 1.343 | 989 | 1.332 | 701 | 1.081 |
| VII | **971** | 1.011 | 1.062 | 707 | 1.755 | 948 | 659 | 715 | 884 | 533 | 1.438 | 1.668 | 780 | 1.048 | 635 | 1.352 | 1.009 | 1.378 | 706 | 1.078 |
| VIII | **949** | 891 | 1.052 | 681 | 1.650 | 920 | 666 | 706 | 876 | 514 | 1.387 | 1.686 | 775 | 1.051 | 622 | 1.352 | 995 | 1.302 | 702 | 1.088 |
| IX | **961** | 945 | 1.055 | 694 | 1.687 | 932 | 668 | 714 | 887 | 521 | 1.405 | 1.736 | 784 | 1.057 | 632 | 1.354 | 977 | 1.343 | 706 | 1.144 |
| X | **961** | 924 | 1.053 | 701 | 1.694 | 931 | 669 | 719 | 896 | 521 | 1.376 | 1.630 | 777 | 1.072 | 637 | 1.357 | 977 | 1.354 | 711 | 1.123 |
| XI | **966** | 889 | 1.038 | 719 | 1.626 | 920 | 666 | 721 | 889 | 516 | 1.440 | 1.661 | 787 | 1.059 | 625 | 1.372 | 983 | 1.319 | 723 | 1.123 |
| XII | **993** | 968 | 1.082 | 727 | 1.744 | 959 | 684 | 736 | 916 | 526 | 1.490 | 1.729 | 784 | 1.094 | 649 | 1.370 | 1.009 | 1.423 | 723 | 1.185 |

## 3.4. BRUTO PLAĆE U FEDERACIJI BIH PO PODRUČJIMA KD BIH 2010 I MJESECIMA
*GROSS WAGES IN FEDERATION BIH BY SECTIONS KD BIH 2010 AND MONTHS*

KM

| Mjesec *Month* | Ukupno *Total* | Područja/*Sections* A | B | C | D | E | F | G | H | I | J | K | L | M | N | O | P | Q | R | S |
|---|---|---|---|---|---|---|---|---|---|---|---|---|---|---|---|---|---|---|---|---|
| 2016 | **1.283** | **1.220** | **1.428** | **889** | **2.446** | **1.262** | **803** | **901** | **1.277** | **765** | **1.967** | **2.246** | **1.242** | **1.453** | **810** | **1.907** | **1.297** | **1.616** | **986** | **1.616** |
| I | **1.275** | 1.186 | 1.439 | 872 | 2.427 | 1.255 | 797 | 878 | 1.271 | 751 | 1.946 | 2.225 | 1.207 | 1.457 | 795 | 1.890 | 1.297 | 1.602 | 991 | 1.625 |
| II | **1.260** | 1.183 | 1.411 | 858 | 2.355 | 1.227 | 796 | 872 | 1.248 | 748 | 1.907 | 2.149 | 1.205 | 1.452 | 799 | 1.889 | 1.303 | 1.561 | 950 | 1.622 |
| III | **1.292** | 1.273 | 1.420 | 884 | 2.552 | 1.255 | 796 | 903 | 1.289 | 751 | 2.021 | 2.198 | 1.206 | 1.496 | 808 | 1.902 | 1.300 | 1.648 | 963 | 1.577 |
| IV | **1.268** | 1.182 | 1.434 | 871 | 2.403 | 1.230 | 781 | 879 | 1.262 | 743 | 1.969 | 2.256 | 1.220 | 1.437 | 804 | 1.891 | 1.296 | 1.580 | 953 | 1.553 |
| V | **1.279** | 1.224 | 1.425 | 877 | 2.496 | 1.255 | 783 | 884 | 1.275 | 754 | 1.966 | 2.280 | 1.214 | 1.434 | 806 | 1.904 | 1.305 | 1.629 | 945 | 1.564 |
| VI | **1.275** | 1.227 | 1.413 | 882 | 2.441 | 1.243 | 788 | 884 | 1.277 | 753 | 1.966 | 2.208 | 1.259 | 1.412 | 797 | 1.904 | 1.304 | 1.620 | 941 | 1.575 |
| VII | **1.270** | 1.181 | 1.399 | 881 | 2.386 | 1.233 | 795 | 892 | 1.264 | 760 | 1.885 | 2.263 | 1.220 | 1.431 | 795 | 1.901 | 1.303 | 1.606 | 997 | 1.583 |
| VIII | **1.294** | 1.241 | 1.442 | 891 | 2.521 | 1.261 | 809 | 911 | 1.281 | 770 | 1.992 | 2.378 | 1.206 | 1.417 | 810 | 1.907 | 1.286 | 1.669 | 1.019 | 1.620 |
| IX | **1.283** | 1.220 | 1.429 | 899 | 2.445 | 1.270 | 814 | 905 | 1.274 | 789 | 1.964 | 2.178 | 1.228 | 1.426 | 821 | 1.905 | 1.281 | 1.629 | 1.008 | 1.660 |
| X | **1.282** | 1.205 | 1.405 | 905 | 2.382 | 1.283 | 823 | 910 | 1.274 | 776 | 1.939 | 2.234 | 1.285 | 1.461 | 824 | 1.916 | 1.289 | 1.587 | 1.000 | 1.638 |
| XI | **1.303** | 1.222 | 1.454 | 918 | 2.476 | 1.308 | 826 | 939 | 1.304 | 788 | 2.002 | 2.240 | 1.222 | 1.472 | 830 | 1.921 | 1.297 | 1.630 | 1.022 | 1.673 |
| XII | **1.318** | 1.293 | 1.466 | 932 | 2.467 | 1.323 | 831 | 947 | 1.299 | 786 | 2.044 | 2.340 | 1.455 | 1.540 | 830 | 1.949 | 1.302 | 1.635 | 1.038 | 1.697 |
| 2017 | **1.318** | **1.270** | **1.485** | **940** | **2.506** | **1.332** | **850** | **952** | **1.297** | **798** | **1.999** | **2.306** | **1.310** | **1.648** | **879** | **1.932** | **1.306** | **1.670** | **992** | **1.515** |
| I | **1.316** | 1.364 | 1.451 | 926 | 2.547 | 1.351 | 845 | 951 | 1.315 | 803 | 2.013 | 2.274 | 1.279 | 1.556 | 841 | 1.925 | 1.296 | 1.648 | 1.009 | 1.494 |
| II | **1.277** | 1.223 | 1.426 | 893 | 2.332 | 1.290 | 828 | 925 | 1.266 | 787 | 1.929 | 2.222 | 1.443 | 1.557 | 832 | 1.916 | 1.304 | 1.523 | 964 | 1.489 |
| III | **1.328** | 1.334 | 1.465 | 948 | 2.608 | 1.340 | 845 | 955 | 1.319 | 795 | 2.075 | 2.231 | 1.252 | 1.667 | 831 | 1.931 | 1.303 | 1.713 | 982 | 1.485 |
| IV | **1.297** | 1.179 | 1.477 | 920 | 2.375 | 1.297 | 835 | 948 | 1.273 | 782 | 1.944 | 2.366 | 1.317 | 1.593 | 842 | 1.926 | 1.302 | 1.578 | 983 | 1.474 |
| V | **1.335** | 1.283 | 1.478 | 954 | 2.617 | 1.355 | 855 | 956 | 1.311 | 796 | 2.083 | 2.389 | 1.272 | 1.684 | 856 | 1.928 | 1.306 | 1.707 | 1.033 | 1.495 |
| VI | **1.320** | 1.290 | 1.509 | 946 | 2.510 | 1.336 | 850 | 953 | 1.287 | 795 | 2.021 | 2.309 | 1.248 | 1.634 | 861 | 1.924 | 1.302 | 1.688 | 990 | 1.498 |
| VII | **1.313** | 1.223 | 1.488 | 944 | 2.452 | 1.333 | 846 | 946 | 1.281 | 787 | 1.960 | 2.316 | 1.255 | 1.678 | 884 | 1.938 | 1.317 | 1.633 | 1.001 | 1.499 |
| VIII | **1.335** | 1.308 | 1.504 | 957 | 2.605 | 1.356 | 860 | 965 | 1.321 | 813 | 2.035 | 2.267 | 1.267 | 1.673 | 913 | 1.933 | 1.308 | 1.729 | 1.001 | 1.508 |
| IX | **1.301** | 1.239 | 1.508 | 934 | 2.462 | 1.315 | 854 | 926 | 1.288 | 810 | 1.953 | 2.235 | 1.312 | 1.673 | 925 | 1.928 | 1.290 | 1.634 | 980 | 1.581 |
| X | **1.322** | 1.281 | 1.496 | 941 | 2.543 | 1.336 | 864 | 955 | 1.300 | 801 | 1.998 | 2.323 | 1.263 | 1.670 | 923 | 1.940 | 1.307 | 1.694 | 980 | 1.523 |
| XI | **1.331** | 1.307 | 1.511 | 958 | 2.549 | 1.341 | 870 | 969 | 1.315 | 806 | 2.001 | 2.268 | 1.326 | 1.682 | 917 | 1.944 | 1.315 | 1.704 | 994 | 1.548 |
| XII | **1.341** | 1.206 | 1.507 | 958 | 2.473 | 1.333 | 849 | 969 | 1.288 | 800 | 1.970 | 2.462 | 1.550 | 1.695 | 934 | 1.955 | 1.322 | 1.782 | 989 | 1.588 |
| 2018 | **1.365** | **1.303** | **1.544** | **973** | **2.558** | **1.362** | **883** | **987** | **1.344** | **809** | **2.042** | **2.364** | **1.179** | **1.649** | **927** | **1.978** | **1.383** | **1.858** | **990** | **1.576** |
| I | **1.363** | 1.330 | 1.533 | 978 | 2.650 | 1.369 | 865 | 988 | 1.352 | 809 | 2.052 | 2.281 | 1.174 | 1.673 | 912 | 1.965 | 1.336 | 1.854 | 1.031 | 1.538 |
| II | **1.306** | 1.214 | 1.520 | 913 | 2.383 | 1.318 | 852 | 948 | 1.283 | 795 | 1.929 | 2.247 | 1.158 | 1.613 | 911 | 1.965 | 1.345 | 1.666 | 957 | 1.548 |
| III | **1.353** | 1.286 | 1.549 | 950 | 2.559 | 1.354 | 866 | 989 | 1.333 | 801 | 2.033 | 2.362 | 1.291 | 1.619 | 899 | 1.980 | 1.367 | 1.820 | 973 | 1.539 |
| IV | **1.338** | 1.234 | 1.532 | 945 | 2.472 | 1.334 | 860 | 977 | 1.344 | 802 | 1.997 | 2.411 | 1.205 | 1.682 | 909 | 1.968 | 1.359 | 1.747 | 968 | 1.531 |
| V | **1.378** | 1.337 | 1.565 | 986 | 2.644 | 1.375 | 895 | 1.027 | 1.360 | 807 | 2.101 | 2.354 | 1.152 | 1.628 | 915 | 1.979 | 1.368 | 1.868 | 993 | 1.560 |
| VI | **1.353** | 1.241 | 1.524 | 975 | 2.464 | 1.342 | 892 | 970 | 1.326 | 801 | 2.054 | 2.601 | 1.157 | 1.607 | 930 | 1.972 | 1.371 | 1.782 | 976 | 1.567 |
| VII | **1.368** | 1.330 | 1.538 | 981 | 2.574 | 1.353 | 889 | 981 | 1.354 | 813 | 2.062 | 2.330 | 1.165 | 1.675 | 920 | 1.984 | 1.389 | 1.883 | 982 | 1.571 |
| VIII | **1.389** | 1.366 | 1.568 | 987 | 2.648 | 1.397 | 890 | 989 | 1.377 | 826 | 2.091 | 2.414 | 1.183 | 1.673 | 929 | 1.985 | 1.410 | 1.968 | 1.009 | 1.562 |
| IX | **1.344** | 1.326 | 1.532 | 957 | 2.423 | 1.347 | 873 | 962 | 1.322 | 805 | 2.005 | 2.269 | 1.171 | 1.625 | 943 | 1.975 | 1.397 | 1.800 | 969 | 1.610 |
| X | **1.383** | 1.291 | 1.542 | 991 | 2.644 | 1.387 | 892 | 994 | 1.358 | 811 | 2.069 | 2.264 | 1.175 | 1.644 | 940 | 1.985 | 1.412 | 1.952 | 988 | 1.634 |
| XI | **1.395** | 1.343 | 1.572 | 1.002 | 2.598 | 1.383 | 917 | 1.009 | 1.362 | 820 | 2.061 | 2.297 | 1.155 | 1.669 | 950 | 1.979 | 1.416 | 1.994 | 1.003 | 1.602 |
| XII | **1.405** | 1.337 | 1.560 | 1.015 | 2.633 | 1.376 | 899 | 1.012 | 1.363 | 818 | 2.053 | 2.534 | 1.167 | 1.675 | 964 | 1.994 | 1.425 | 1.956 | 1.035 | 1.645 |
| 2019 | **1.427** | **1.369** | **1.561** | **1.022** | **2.642** | **1.400** | **951** | **1.054** | **1.369** | **824** | **2.131** | **2.593** | **1.293** | **1.675** | **934** | **2.054** | **1.475** | **1.998** | **1.123** | **1.648** |
| I | **1.422** | 1.333 | 1.592 | 1.029 | 2.793 | 1.422 | 934 | 1.043 | 1.368 | 824 | 2.150 | 2.547 | 1.263 | 1.651 | 921 | 2.009 | 1.432 | 2.054 | 1.113 | 1.587 |
| II | **1.372** | 1.292 | 1.520 | 973 | 2.499 | 1.353 | 899 | 1.018 | 1.308 | 802 | 2.022 | 2.484 | 1.345 | 1.624 | 917 | 2.027 | 1.447 | 1.861 | 1.093 | 1.615 |
| III | **1.407** | 1.359 | 1.540 | 999 | 2.609 | 1.369 | 931 | 1.064 | 1.372 | 806 | 2.025 | 2.563 | 1.276 | 1.667 | 915 | 2.049 | 1.487 | 1.933 | 1.080 | 1.635 |
| IV | **1.423** | 1.367 | 1.571 | 1.020 | 2.660 | 1.381 | 932 | 1.050 | 1.383 | 813 | 2.126 | 2.733 | 1.257 | 1.687 | 937 | 2.044 | 1.471 | 1.997 | 1.077 | 1.622 |
| V | **1.443** | 1.389 | 1.616 | 1.042 | 2.727 | 1.421 | 955 | 1.061 | 1.386 | 823 | 2.149 | 2.647 | 1.294 | 1.689 | 937 | 2.053 | 1.467 | 2.077 | 1.095 | 1.624 |
| VI | **1.400** | 1.266 | 1.529 | 1.009 | 2.534 | 1.355 | 922 | 1.032 | 1.345 | 813 | 2.051 | 2.679 | 1.279 | 1.660 | 938 | 2.049 | 1.471 | 1.878 | 1.100 | 1.611 |
| VII | **1.447** | 1.435 | 1.584 | 1.043 | 2.741 | 1.433 | 977 | 1.065 | 1.376 | 828 | 2.176 | 2.643 | 1.328 | 1.672 | 928 | 2.056 | 1.476 | 2.066 | 1.136 | 1.639 |
| VIII | **1.434** | 1.437 | 1.575 | 1.019 | 2.666 | 1.425 | 962 | 1.053 | 1.364 | 837 | 2.180 | 2.521 | 1.272 | 1.709 | 935 | 2.057 | 1.493 | 2.013 | 1.127 | 1.623 |
| IX | **1.415** | 1.415 | 1.507 | 1.000 | 2.571 | 1.385 | 951 | 1.045 | 1.346 | 832 | 2.139 | 2.475 | 1.286 | 1.659 | 941 | 2.071 | 1.482 | 1.950 | 1.152 | 1.655 |
| X | **1.451** | 1.418 | 1.574 | 1.039 | 2.710 | 1.430 | 988 | 1.061 | 1.383 | 848 | 2.202 | 2.506 | 1.316 | 1.681 | 942 | 2.065 | 1.489 | 2.083 | 1.157 | 1.692 |
| XI | **1.436** | 1.330 | 1.552 | 1.035 | 2.548 | 1.407 | 976 | 1.063 | 1.393 | 833 | 2.146 | 2.473 | 1.282 | 1.671 | 949 | 2.072 | 1.491 | 1.985 | 1.159 | 1.724 |
| XII | **1.475** | 1.377 | 1.575 | 1.063 | 2.642 | 1.425 | 986 | 1.096 | 1.405 | 832 | 2.200 | 2.836 | 1.319 | 1.726 | 944 | 2.090 | 1.495 | 2.083 | 1.191 | 1.752 |
| 2020 | **1.472** | **1.389** | **1.623** | **1.046** | **2.641** | **1.422** | **994** | **1.087** | **1.360** | **788** | **2.191** | **2.602** | **1.241** | **1.641** | **957** | **2.108** | **1.518** | **2.086** | **1.103** | **1.683** |
| I | **1.477** | 1.455 | 1.637 | 1.056 | 2.767 | 1.466 | 1.013 | 1.094 | 1.434 | 853 | 2.147 | 2.596 | 1.399 | 1.671 | 958 | 2.091 | 1.486 | 2.150 | 1.205 | 1.655 |
| II | **1.436** | 1.345 | 1.510 | 1.027 | 2.515 | 1.388 | 994 | 1.076 | 1.381 | 841 | 2.136 | 2.507 | 1.385 | 1.643 | 934 | 2.103 | 1.499 | 1.949 | 1.182 | 1.660 |
| III | **1.457** | 1.292 | 1.649 | 1.036 | 2.652 | 1.408 | 952 | 1.097 | 1.336 | 755 | 2.141 | 2.578 | 1.340 | 1.618 | 954 | 2.113 | 1.503 | 2.082 | 1.123 | 1.637 |
| IV | **1.446** | 1.276 | 1.634 | 1.007 | 2.644 | 1.405 | 968 | 1.048 | 1.323 | 744 | 2.154 | 2.514 | 1.200 | 1.599 | 944 | 2.114 | 1.508 | 2.049 | 1.090 | 1.581 |
| V | **1.438** | 1.324 | 1.646 | 1.003 | 2.603 | 1.407 | 955 | 1.050 | 1.285 | 719 | 2.115 | 2.527 | 1.148 | 1.583 | 949 | 2.098 | 1.493 | 2.025 | 1.019 | 1.606 |
| VI | **1.469** | 1.389 | 1.635 | 1.025 | 2.645 | 1.420 | 967 | 1.090 | 1.348 | 762 | 2.209 | 2.617 | 1.155 | 1.622 | 948 | 2.088 | 1.530 | 2.082 | 1.073 | 1.664 |
| VII | **1.498** | 1.549 | 1.644 | 1.070 | 2.744 | 1.449 | 997 | 1.092 | 1.356 | 806 | 2.253 | 2.625 | 1.208 | 1.635 | 970 | 2.103 | 1.561 | 2.155 | 1.081 | 1.661 |
| VIII | **1.462** | 1.357 | 1.621 | 1.027 | 2.575 | 1.405 | 1.010 | 1.078 | 1.343 | 776 | 2.170 | 2.648 | 1.194 | 1.637 | 947 | 2.103 | 1.538 | 2.033 | 1.074 | 1.673 |
| IX | **1.480** | 1.442 | 1.626 | 1.047 | 2.635 | 1.424 | 1.013 | 1.091 | 1.360 | 786 | 2.200 | 2.731 | 1.207 | 1.647 | 963 | 2.106 | 1.511 | 2.099 | 1.080 | 1.767 |
| X | **1.481** | 1.409 | 1.623 | 1.060 | 2.646 | 1.423 | 1.015 | 1.096 | 1.374 | 785 | 2.154 | 2.559 | 1.195 | 1.671 | 968 | 2.111 | 1.513 | 2.117 | 1.088 | 1.731 |
| XI | **1.489** | 1.356 | 1.600 | 1.089 | 2.537 | 1.405 | 1.008 | 1.100 | 1.364 | 778 | 2.257 | 2.615 | 1.214 | 1.651 | 954 | 2.136 | 1.521 | 2.064 | 1.106 | 1.733 |
| XII | **1.532** | 1.481 | 1.659 | 1.101 | 2.727 | 1.466 | 1.038 | 1.126 | 1.406 | 794 | 2.340 | 2.721 | 1.210 | 1.710 | 990 | 2.131 | 1.556 | 2.223 | 1.106 | 1.834 |

## 3.5. NOMINALNI I REALNI INDEKSI PROSJEČNIH NETO PLAĆA U FEDERACIJI BIH
*NOMINAL AND REAL INDICES OF AVERAGE NET WAGES IN FEDERATION OF BIH*

| | | Nominalni indeksi neto plaće *Nominal indices net wage* | | | | | Realni indeksi neto plaće *Real indices net wage* | | | | |
|---|---|---|---|---|---|---|---|---|---|---|---|
| | | 2016/2015 | 2017/2016 | 2018/2017 | 2019/2018 | 2020/2019 | 2016/2015 | 2017/2016 | 2018/2017 | 2019/2018 | 2020/2019 |
| | **UKUPNO** *TOTAL* | **101,1** | **102,5** | **103,4** | **104,4** | **103,0** | **102,2** | **100,8** | **101,7** | **103,8** | **104,0** |
| A | **Poljoprivreda, šumarstvo i ribolov** *Agriculture, forestry and fishing* | 101,8 | 103,6 | 102,4 | 104,8 | 101,4 | 102,9 | 101,9 | 100,8 | 104,2 | 102,4 |
| B | **Vađenje ruda i kamena** *Mining and quarrying* | 101,2 | 103,3 | 103,4 | 100,8 | 103,8 | 102,3 | 101,6 | 101,8 | 100,2 | 104,8 |
| C | **Prerađivačka industrija** *Manufacturing* | 104,0 | 105,2 | 103,2 | 104,8 | 102,4 | 105,2 | 103,5 | 101,6 | 104,2 | 103,3 |
| D | **Proizvodnja i snabdijevanje električnom energijom, plinom, parom i klimatizacija** *Electricity, gas, steam and air conditioning supply* | 101,0 | 102,3 | 101,9 | 103,1 | 100,0 | 102,2 | 100,6 | 100,3 | 102,5 | 100,9 |
| E | **Snabdijevanje vodom; uklanjanje otpadnih voda, upravljanje otpadom te djelatnosti sanacije okoliša** *Water supply, sewerage, waste management and remediation activities* | 102,6 | 105,2 | 102,1 | 102,6 | 101,5 | 103,7 | 103,4 | 100,4 | 102,0 | 102,4 |
| F | **Građevinarstvo** *Construction* | 101,3 | 105,4 | 103,5 | 107,5 | 104,3 | 102,4 | 103,6 | 101,9 | 106,9 | 105,2 |
| G | **Trgovina na veliko i na malo; popravak motornih vozila i motocikala** *Wholesale and retail trade; repair of motor vehicles and motorcycles* | 102,2 | 105,2 | 103,5 | 106,9 | 102,6 | 103,4 | 103,4 | 101,9 | 106,3 | 103,5 |
| H | **Prijevoz i skladištenje** *Transportation and storage* | 100,4 | 101,6 | 103,4 | 101,7 | 99,3 | 101,5 | 99,9 | 101,8 | 101,1 | 100,2 |
| I | **Djelatnosti pružanja smještaja te pripreme i usluživanja hrane(hotelijerstvo i ugostiteljstvo)** *Accommodation and food service activities* | 100,4 | 104,1 | 101,1 | 101,7 | 95,6 | 101,5 | 102,4 | 99,5 | 101,1 | 96,5 |
| J | **Informacije i komunikacije** *Information and communication* | 101,4 | 101,3 | 102,2 | 104,1 | 102,6 | 102,5 | 99,7 | 100,6 | 103,5 | 103,6 |
| K | **Finansijske djelatnosti i djelatnosti osiguranja** *Financial and insurance activities* | 102,4 | 102,6 | 102,4 | 109,5 | 100,2 | 103,6 | 100,9 | 100,8 | 108,9 | 101,1 |
| L | **Poslovanje nekretninama** *Real estate activities* | 104,4 | 105,2 | 90,5 | 109,0 | 95,9 | 105,5 | 103,4 | 89,1 | 108,3 | 96,8 |
| M | **Stručne, naučne i tehničke djelatnosti** *Professional, scientific and technical activities* | 101,8 | 112,8 | 100,1 | 101,4 | 98,0 | 103,0 | 110,9 | 98,5 | 100,8 | 98,9 |
| N | **Administrativne i pomoćne uslužne djelatnosti** *Administrative and support service activities* | 98,9 | 108,1 | 105,5 | 100,7 | 102,3 | 100,0 | 106,2 | 103,9 | 100,1 | 103,2 |
| O | **Javna uprava i odbrana; obavezno socijalno osiguranje** *Public administration and defence; compulsory social security* | 101,6 | 101,2 | 102,2 | 103,8 | 102,5 | 102,7 | 99,5 | 100,6 | 103,1 | 103,4 |
| P | **Obrazovanje** *Education* | 100,1 | 100,6 | 105,5 | 106,4 | 102,9 | 101,2 | 98,9 | 103,9 | 105,7 | 103,9 |
| Q | **Djelatnosti zdravstvene i socijalne zaštite** *Human health and social work activities* | 100,6 | 103,1 | 110,7 | 107,4 | 104,0 | 101,7 | 101,3 | 109,0 | 106,7 | 104,9 |
| R | **Umjetnost, zabava i rekreacija** *Arts, entertainment and recreation* | 105,5 | 100,3 | 99,8 | 112,8 | 98,4 | 106,7 | 98,6 | 98,3 | 112,1 | 99,3 |
| S | **Ostale uslužne djelatnosti** *Other service activities* | 97,9 | 94,2 | 103,9 | 103,8 | 102,6 | 99,0 | 92,6 | 102,2 | 103,2 | 103,6 |

## 4. PREGLED PO KANTONIMA I OPĆINAMA
*REVIEW BY CANTONS AND MUNICIPALITIES*

### 4.1. ZAPOSLENI PO KANTONIMA I PODRUČJIMA KD BIH 2010
*EMPLOYED PERSONS BY CANTONS AND BY SECTIONS KD BIH 2010*

| Godina *Year* | Kanton *Canton* | Ukupno *Total* | Područja/*Sections* | | | | | | | | | | | | | | | | | | |
|---|---|---|---|---|---|---|---|---|---|---|---|---|---|---|---|---|---|---|---|---|---|
| | | | A | B | C | D | E | F | G | H | I | J | K | L | M | N | O | P | Q | R | S |
| | **Federacija BiH** | | | | | | | | | | | | | | | | | | | | |
| 2018 | | **519.800** | 10.940 | 12.995 | 105.098 | 8.703 | 8.551 | 24.936 | 97.110 | 24.062 | 26.237 | 14.419 | 11.920 | 3.010 | 16.291 | 11.205 | 47.133 | 42.797 | 34.148 | 10.136 | 10.109 |
| 2019 | | **531.483** | 10.989 | 13.259 | 106.385 | 8.724 | 8.652 | 26.007 | 98.951 | 24.857 | 27.414 | 15.509 | 12.115 | 3.206 | 16.593 | 12.068 | 48.077 | 43.436 | 34.627 | 10.087 | 10.527 |
| 2020 | | **520.162** | 10.743 | 12.671 | 101.729 | 8.645 | 8.527 | 26.363 | 95.570 | 24.419 | 24.473 | 16.224 | 12.070 | 3.073 | 16.594 | 12.464 | 48.228 | 43.113 | 35.360 | 9.350 | 10.546 |
| | Unsko-sanski | | | | | | | | | | | | | | | | | | | | |
| 2018 | | **37.687** | 1.551 | 169 | 6.892 | 451 | 985 | 1.660 | 8.237 | 1.199 | 2.193 | 537 | 695 | 132 | 928 | 609 | 2.992 | 4.255 | 2.616 | 825 | 761 |
| 2019 | | **38.220** | 1.494 | 164 | 6.916 | 449 | 963 | 1.705 | 8.359 | 1.237 | 2.265 | 535 | 721 | 229 | 954 | 727 | 3.134 | 4.181 | 2.618 | 801 | 768 |
| 2020 | | **37.085** | 1.533 | 153 | 6.526 | 437 | 952 | 1.729 | 7.862 | 1.215 | 2.075 | 519 | 727 | 192 | 954 | 775 | 3.150 | 4.061 | 2.687 | 748 | 790 |
| | Posavski | | | | | | | | | | | | | | | | | | | | |
| 2018 | | **6.497** | 173 | 10 | 1.560 | 111 | 102 | 172 | 1.386 | 273 | 405 | 79 | 70 | - | 101 | 77 | 834 | 511 | 430 | 125 | 78 |
| 2019 | | **6.549** | 177 | 12 | 1.602 | 109 | 93 | 174 | 1.358 | 283 | 407 | 64 | 70 | - | 104 | 65 | 860 | 512 | 456 | 122 | 81 |
| 2020 | | **6.353** | 188 | 13 | 1.497 | 107 | 88 | 195 | 1.291 | 273 | 402 | 70 | 72 | 2 | 100 | 58 | 878 | 500 | 437 | 106 | 76 |
| | Tuzlanski | | | | | | | | | | | | | | | | | | | | |
| 2018 | | **96.461** | 1.551 | 6.583 | 23.166 | 1.582 | 1.401 | 5.875 | 17.896 | 5.314 | 3.340 | 1.490 | 1.565 | 226 | 2.195 | 1.312 | 5.311 | 7.891 | 6.635 | 1.569 | 1.559 |
| 2019 | | **99.067** | 1.512 | 6.809 | 24.155 | 1.558 | 1.422 | 6.296 | 18.055 | 5.521 | 3.420 | 1.685 | 1.638 | 206 | 2.217 | 1.417 | 5.333 | 7.933 | 6.739 | 1.564 | 1.587 |
| 2020 | | **97.863** | 1.507 | 6.535 | 23.474 | 1.523 | 1.424 | 6.351 | 17.661 | 5.502 | 3.158 | 1.908 | 1.640 | 190 | 2.147 | 1.563 | 5.431 | 7.912 | 6.830 | 1.497 | 1.610 |
| | Zeničko-dobojski | | | | | | | | | | | | | | | | | | | | |
| 2018 | | **82.688** | 2.130 | 4.718 | 27.156 | 1.328 | 1.165 | 3.959 | 12.025 | 3.821 | 3.216 | 699 | 1.010 | 331 | 1.745 | 1.142 | 4.391 | 6.865 | 4.548 | 1.284 | 1.155 |
| 2019 | | **84.169** | 2.122 | 4.747 | 27.089 | 1.355 | 1.208 | 4.209 | 12.598 | 3.920 | 3.446 | 730 | 1.025 | 286 | 1.805 | 1.113 | 4.439 | 6.980 | 4.599 | 1.253 | 1.245 |
| 2020 | | **82.073** | 1.966 | 4.488 | 25.933 | 1.366 | 1.190 | 4.223 | 12.316 | 3.777 | 3.266 | 752 | 1.005 | 299 | 1.823 | 1.122 | 4.452 | 7.050 | 4.671 | 1.131 | 1.243 |
| | Bosansko-podrinjski | | | | | | | | | | | | | | | | | | | | |
| 2018 | | **7.291** | 165 | - | 3.435 | 52 | 91 | 150 | 760 | 217 | 224 | 86 | 85 | 3 | 69 | 72 | 781 | 477 | 407 | 109 | 108 |
| 2019 | | **7.083** | 163 | - | 3.311 | 52 | 93 | 166 | 732 | 203 | 224 | 89 | 88 | - | 64 | 72 | 767 | 441 | 408 | 99 | 111 |
| 2020 | | **6.882** | 149 | - | 3.127 | 53 | 95 | 161 | 718 | 193 | 227 | 90 | 91 | - | 66 | 72 | 757 | 469 | 409 | 89 | 116 |
| | Srednjobosanski | | | | | | | | | | | | | | | | | | | | |
| 2018 | | **50.957** | 1.718 | 1.125 | 16.826 | 720 | 718 | 1.667 | 9.727 | 1.451 | 2.286 | 439 | 498 | 101 | 612 | 566 | 2.981 | 4.178 | 3.311 | 1.356 | 677 |
| 2019 | | **51.583** | 1.745 | 1.148 | 16.556 | 717 | 755 | 1.814 | 9.901 | 1.574 | 2.377 | 473 | 509 | 111 | 614 | 604 | 3.087 | 4.204 | 3.407 | 1.294 | 693 |
| 2020 | | **50.024** | 1.718 | 1.115 | 15.713 | 714 | 762 | 2.006 | 9.247 | 1.562 | 2.292 | 482 | 532 | 114 | 593 | 614 | 3.066 | 4.261 | 3.446 | 1.091 | 696 |
| | Hercegovačko-neretvanski | | | | | | | | | | | | | | | | | | | | |
| 2018 | | **54.133** | 872 | 110 | 7.420 | 2.125 | 1.001 | 2.675 | 10.472 | 2.890 | 4.178 | 1.641 | 1.185 | 183 | 1.232 | 1.063 | 4.878 | 5.235 | 4.754 | 1.274 | 945 |
| 2019 | | **55.213** | 902 | 119 | 7.546 | 2.161 | 1.033 | 2.674 | 10.679 | 2.999 | 4.335 | 1.694 | 1.167 | 201 | 1.279 | 1.124 | 4.972 | 5.229 | 4.845 | 1.266 | 988 |
| 2020 | | **52.336** | 824 | 122 | 6.651 | 2.164 | 1.001 | 2.611 | 10.073 | 2.829 | 3.546 | 1.770 | 1.192 | 187 | 1.282 | 1.068 | 4.945 | 4.868 | 5.006 | 1.192 | 1.005 |
| | Zapadnohercegovački | | | | | | | | | | | | | | | | | | | | |
| 2018 | | **19.322** | 426 | 182 | 3.504 | 208 | 204 | 1.165 | 6.384 | 682 | 832 | 81 | 253 | 121 | 678 | 221 | 1.399 | 1.704 | 677 | 396 | 205 |
| 2019 | | **20.020** | 519 | 174 | 3.658 | 208 | 242 | 1.157 | 6.506 | 732 | 857 | 92 | 282 | 147 | 709 | 199 | 1.441 | 1.740 | 722 | 410 | 225 |
| 2020 | | **20.041** | 540 | 173 | 3.709 | 215 | 233 | 1.157 | 6.468 | 741 | 836 | 100 | 300 | 136 | 717 | 182 | 1.417 | 1.742 | 736 | 397 | 242 |
| | Kanton Sarajevo | | | | | | | | | | | | | | | | | | | | |
| 2018 | | **147.848** | 1.098 | 58 | 13.809 | 1.942 | 2.670 | 7.100 | 28.275 | 7.886 | 8.807 | 9.313 | 6.423 | 1.895 | 8.573 | 6.074 | 15.912 | 10.580 | 10.032 | 2.933 | 4.468 |
| 2019 | | **152.394** | 1.003 | 53 | 14.144 | 1.926 | 2.633 | 7.289 | 28.803 | 8.052 | 9.336 | 10.089 | 6.490 | 2.010 | 8.692 | 6.671 | 16.282 | 11.116 | 10.109 | 3.018 | 4.678 |
| 2020 | | **150.451** | 1.004 | 38 | 13.638 | 1.874 | 2.570 | 7.388 | 28.064 | 8.003 | 7.937 | 10.480 | 6.391 | 1.934 | 8.763 | 6.934 | 16.406 | 11.161 | 10.400 | 2.855 | 4.611 |
| | Kanton 10 | | | | | | | | | | | | | | | | | | | | |
| 2018 | | **10.723** | 1.256 | 41 | 1.327 | 185 | 213 | 513 | 1.946 | 330 | 757 | 54 | 137 | 17 | 159 | 68 | 1.462 | 1.100 | 739 | 265 | 154 |
| 2019 | | **10.906** | 1.353 | 34 | 1.402 | 189 | 210 | 525 | 1.960 | 335 | 748 | 56 | 125 | 18 | 157 | 76 | 1.484 | 1.099 | 723 | 261 | 151 |
| 2020 | | **10.869** | 1.316 | 34 | 1.462 | 191 | 211 | 542 | 1.870 | 324 | 736 | 52 | 120 | 18 | 150 | 79 | 1.540 | 1.088 | 739 | 242 | 155 |

## 4. PREGLED PO KANTONIMA I OPĆINAMA
*REVIEW BY CANTONS AND MUNICIPALITIES*

### 4.2. ZAPOSLENI U FEDERACIJI BIH PO OPCINAMA I SPOLU
*EMPLOYED PERSONS IN FEDERATION OF BIH BY MUNICIPALITIES AND SEX*

| **Općine**/*Municipalities* | **Spol**/*Sex* | 2018 | 2019 | 2020 |
|---|---|---|---|---|
| **Federacija BiH**/*Federation of BiH* | **svega**/all | **519.800** | **531.483** | **520.162** |
| | **žene**/*women* | **215.317** | **222.516** | **218.280** |
| **Unsko-sanski kanton** | **svega**/all | **37.687** | **38.220** | **37.085** |
| | **žene**/*women* | **15.992** | **16.351** | **15.847** |
| Grad Bihać | **svega**/all | 13.495 | 13.806 | 13.354 |
| | **žene**/*women* | 6.081 | 6.286 | 6.065 |
| Bosanska Krupa | **svega**/all | 3.343 | 3.378 | 3.300 |
| | **žene**/*women* | 1.225 | 1.222 | 1.223 |
| Bosanski Petrovac | **svega**/all | 1.274 | 1.319 | 1.276 |
| | **žene**/*women* | 427 | 463 | 450 |
| Bužim | **svega**/all | 1.505 | 1.449 | 1.457 |
| | **žene**/*women* | 631 | 603 | 601 |
| Grad Cazin | **svega**/all | 7.031 | 7.151 | 7.052 |
| | **žene**/*women* | 3.109 | 3.178 | 3.141 |
| Ključ | **svega**/all | 1.640 | 1.586 | 1.480 |
| | **žene**/*women* | 676 | 669 | 625 |
| Sanski Most | **svega**/all | 4.425 | 4.448 | 4.239 |
| | **žene**/*women* | 1.715 | 1.711 | 1.640 |
| Velika Kladuša | **svega**/all | 4.974 | 5.083 | 4.927 |
| | **žene**/*women* | 2.128 | 2.219 | 2.102 |
| **Kanton Posavski** | **svega**/all | **6.497** | **6.549** | **6.353** |
| | **žene**/*women* | **2.720** | **2.776** | **2.666** |
| Domaljevac-Šamac | **svega**/all | 381 | 401 | 413 |
| | **žene**/*women* | 177 | 188 | 195 |
| Odžak | **svega**/all | 2.556 | 2.543 | 2.469 |
| | **žene**/*women* | 970 | 971 | 924 |
| Orašje | **svega**/all | 3.560 | 3.605 | 3.471 |
| | **žene**/*women* | 1.573 | 1.617 | 1.547 |
| **Tuzlanski kanton** | **svega**/all | **96.461** | **99.067** | **97.863** |
| | **žene**/*women* | **35.701** | **37.119** | **36.814** |
| Banovići | **svega**/all | 5.084 | 5.368 | 5.256 |
| | **žene**/*women* | 1.293 | 1.362 | 1.352 |
| Čelić | **svega**/all | 1.172 | 1.158 | 1.073 |
| | **žene**/*women* | 427 | 432 | 382 |
| Doboj Istok | **svega**/all | 1.856 | 1.902 | 1.850 |
| | **žene**/*women* | 805 | 849 | 817 |

## 4.2. ZAPOSLENI U FEDERACIJI BIH PO OPCINAMA I SPOLU - nastavak
*EMPLOYED PERSONS IN FEDERATION OF BIH BY MUNICIPALITIES AND SEX - continued*

| **Općine**/*Municipalities* | **Spol**/*Sex* | 2018 | 2019 | 2020 |
|---|---|---|---|---|
| Grad Gračanica | **svega**/all | 10.776 | 10.965 | 10.813 |
| | **žene**/*women* | 4.147 | 4.341 | 4.267 |
| Grad Gradačac | **svega**/all | 8.877 | 8.987 | 8.663 |
| | **žene**/*women* | 3.387 | 3.527 | 3.417 |
| Kalesija | **svega**/all | 4.446 | 4.371 | 4.194 |
| | **žene**/*women* | 1.339 | 1.387 | 1.383 |
| Kladanj | **svega**/all | 2.042 | 1.891 | 1.701 |
| | **žene**/*women* | 678 | 664 | 604 |
| Lukavac | **svega**/all | 9.177 | 9.617 | 9.377 |
| | **žene**/*women* | 3.038 | 3.335 | 3.343 |
| Sapna | **svega**/all | 629 | 610 | 577 |
| | **žene**/*women* | 154 | 163 | 157 |
| Grad Srebrenik | **svega**/all | 5.971 | 6.136 | 6.186 |
| | **žene**/*women* | 1.919 | 1.993 | 2.025 |
| Teočak | **svega**/all | 487 | 458 | 459 |
| | **žene**/*women* | 144 | 153 | 164 |
| Grad Tuzla | **svega**/all | 35.807 | 36.693 | 36.798 |
| | **žene**/*women* | 15.301 | 15.522 | 15.344 |
| Grad Živinice | **svega**/all | 10.137 | 10.911 | 10.916 |
| | **žene**/*women* | 3.069 | 3.391 | 3.559 |
| **Zeničko-dobojski kanton** | **svega**/all | **82.688** | **84.169** | **82.073** |
| | **žene**/*women* | **32.572** | **33.600** | **33.005** |
| Breza | **svega**/all | 2.894 | 2.999 | 2.962 |
| | **žene**/*women* | 762 | 819 | 830 |
| Doboj Jug | **svega**/all | 1.410 | 1.518 | 1.539 |
| | **žene**/*women* | 430 | 460 | 467 |
| Kakanj | **svega**/all | 7.179 | 7.283 | 7.098 |
| | **žene**/*women* | 2.232 | 2.339 | 2.304 |
| Maglaj | **svega**/all | 4.511 | 4.521 | 4.311 |
| | **žene**/*women* | 1.954 | 2.016 | 1.907 |
| Olovo | **svega**/all | 2.008 | 1.979 | 1.888 |
| | **žene**/*women* | 747 | 731 | 733 |
| Tešanj | **svega**/all | 13.697 | 13.852 | 13.535 |
| | **žene**/*women* | 5.823 | 5.968 | 5.878 |
| Usora | **svega**/all | 1.657 | 1.822 | 1.780 |
| | **žene**/*women* | 490 | 531 | 556 |

## 4.2. ZAPOSLENI U FEDERACIJI BIH PO OPĆINAMA I SPOLU - nastavak
*EMPLOYED PERSONS IN FEDERATION OF BIH BY MUNICIPALITIES AND SEX - continued*

| **Općine**/*Municipalities* | **Spol**/*Sex* | 2018 | 2019 | 2020 |
|---|---|---|---|---|
| Vareš | **svega**/all | 1.339 | 1.316 | 1.228 |
| | **žene**/*women* | 515 | 525 | 514 |
| Grad Visoko | **svega**/all | 10.371 | 10.611 | 10.304 |
| | **žene**/*women* | 4.494 | 4.649 | 4.496 |
| Zavidovići | **svega**/all | 4.946 | 5.021 | 4.811 |
| | **žene**/*women* | 2.117 | 2.168 | 2.081 |
| Grad Zenica | **svega**/all | 27.102 | 27.587 | 27.136 |
| | **žene**/*women* | 10.795 | 11.084 | 11.000 |
| Žepče | **svega**/all | 5.574 | 5.660 | 5.481 |
| | **žene**/*women* | 2.213 | 2.310 | 2.239 |
| **Bosansko-podrinjski kanton** | **svega**/all | **7.291** | **7.083** | **6.882** |
| | **žene**/*women* | **3.281** | **3.195** | **3.123** |
| Foča | **svega**/all | 240 | 219 | 207 |
| | **žene**/*women* | 83 | 81 | 81 |
| Grad Goražde | **svega**/all | 6.936 | 6.750 | 6.573 |
| | **žene**/*women* | 3.153 | 3.072 | 3.001 |
| Pale | **svega**/all | 115 | 114 | 102 |
| | **žene**/*women* | 45 | 42 | 41 |
| **Srednjobosanski kanton** | **svega**/all | **50.957** | **51.583** | **50.024** |
| | **žene**/*women* | **20.576** | **21.153** | **20.518** |
| Bugojno | **svega**/all | 5.595 | 5.681 | 5.542 |
| | **žene**/*women* | 2.562 | 2.589 | 2.497 |
| Busovača | **svega**/all | 2.227 | 2.244 | 2.253 |
| | **žene**/*women* | 790 | 841 | 833 |
| Dobretići | **svega**/all | 29 | 31 | 27 |
| | **žene**/*women* | 10 | 9 | 8 |
| Donji Vakuf | **svega**/all | 3.060 | 3.195 | 3.062 |
| | **žene**/*women* | 935 | 1.068 | 1.037 |
| Fojnica | **svega**/all | 2.262 | 2.249 | 2.218 |
| | **žene**/*women* | 1.147 | 1.160 | 1.158 |
| Gornji Vakuf - Uskoplje | **svega**/all | 3.174 | 3.161 | 2.980 |
| | **žene**/*women* | 1.001 | 1.062 | 1.078 |
| Jajce | **svega**/all | 3.738 | 3.832 | 3.865 |
| | **žene**/*women* | 1.169 | 1.241 | 1.243 |
| Kiseljak | **svega**/all | 4.300 | 4.470 | 4.437 |
| | **žene**/*women* | 1.647 | 1.700 | 1.670 |

## 4.2. ZAPOSLENI U FEDERACIJI BIH PO OPĆINAMA I SPOLU - nastavak
*EMPLOYED PERSONS IN FEDERATION OF BIH BY MUNICIPALITIES AND SEX - continued*

| **Općine**/*Municipalities* | **Spol**/*Sex* | 2018 | 2019 | 2020 |
|---|---|---|---|---|
| Kreševo | **svega**/all | 1.246 | 1.212 | 1.184 |
| | **žene**/*women* | 385 | 389 | 386 |
| Novi Travnik | **svega**/all | 4.427 | 4.493 | 4.380 |
| | **žene**/*women* | 1.809 | 1.820 | 1.766 |
| Travnik | **svega**/all | 13.823 | 13.796 | 13.396 |
| | **žene**/*women* | 6.252 | 6.343 | 6.189 |
| Vitez | **svega**/all | 7.076 | 7.219 | 6.680 |
| | **žene**/*women* | 2.869 | 2.931 | 2.653 |
| **Hercegovačko-neretvanski kanton** | **svega**/all | **54.133** | **55.213** | **52.336** |
| | **žene**/*women* | **24.729** | **25.422** | **24.210** |
| Grad Čapljina | **svega**/all | 3.503 | 3.596 | 3.511 |
| | **žene**/*women* | 1.633 | 1.670 | 1.646 |
| Čitluk | **svega**/all | 5.471 | 5.685 | 5.002 |
| | **žene**/*women* | 2.379 | 2.527 | 2.103 |
| Jablanica | **svega**/all | 2.022 | 2.039 | 1.943 |
| | **žene**/*women* | 711 | 732 | 672 |
| Konjic | **svega**/all | 5.783 | 5.920 | 5.803 |
| | **žene**/*women* | 2.297 | 2.397 | 2.380 |
| Grad Mostar | **svega**/all | 33.475 | 33.929 | 32.104 |
| | **žene**/*women* | 15.852 | 16.151 | 15.468 |
| Neum | **svega**/all | 1.057 | 1.119 | 1.059 |
| | **žene**/*women* | 526 | 555 | 522 |
| Prozor | **svega**/all | 1.414 | 1.431 | 1.412 |
| | **žene**/*women* | 615 | 618 | 600 |
| Ravno | **svega**/all | 131 | 159 | 162 |
| | **žene**/*women* | 50 | 60 | 60 |
| Stolac | **svega**/all | 1.277 | 1.335 | 1.340 |
| | **žene**/*women* | 666 | 712 | 759 |
| **Zapadnohercegovački kanton** | **svega**/all | **19.322** | **20.020** | **20.041** |
| | **žene**/*women* | **7.776** | **8.176** | **8.189** |
| Grude | **svega**/all | 3.829 | 3.931 | 3.941 |
| | **žene**/*women* | 1.484 | 1.533 | 1.535 |
| Grad Ljubuški | **svega**/all | 4.465 | 4.713 | 4.748 |
| | **žene**/*women* | 1.966 | 2.106 | 2.136 |
| Posušje | **svega**/all | 3.616 | 3.721 | 3.703 |
| | **žene**/*women* | 1.477 | 1.549 | 1.527 |
| Grad Široki Brijeg | **svega**/all | 7.412 | 7.655 | 7.649 |
| | **žene**/*women* | 2.849 | 2.988 | 2.991 |

## 4.2. ZAPOSLENI U FEDERACIJI BIH PO OPĆINAMA I SPOLU - nastavak
*EMPLOYED PERSONS IN FEDERATION OF BIH BY MUNICIPALITIES AND SEX - continued*

| **Općine**/*Municipalities* | **Spol**/*Sex* | 2018 | 2019 | 2020 |
|---|---|---|---|---|
| **Kanton Sarajevo** | **svega**/all | **147.848** | **152.394** | **150.451** |
| | **žene**/*women* | **66.978** | **69.644** | **68.767** |
| Centar Sarajevo | **svega**/all | 44.668 | 45.591 | 44.847 |
| | **žene**/*women* | 23.482 | 24.144 | 23.767 |
| Hadžići | **svega**/all | 4.777 | 4.913 | 5.026 |
| | **žene**/*women* | 1.775 | 1.853 | 1.920 |
| Ilidža | **svega**/all | 22.943 | 24.095 | 23.602 |
| | **žene**/*women* | 8.892 | 9.477 | 9.254 |
| Ilijaš | **svega**/all | 4.335 | 4.300 | 3.905 |
| | **žene**/*women* | 1.444 | 1.470 | 1.432 |
| Novi Grad Sarajevo | **svega**/all | 28.379 | 29.501 | 29.853 |
| | **žene**/*women* | 11.442 | 12.142 | 12.292 |
| Novo Sarajevo | **svega**/all | 25.759 | 26.513 | 26.597 |
| | **žene**/*women* | 12.134 | 12.508 | 12.547 |
| Stari Grad Sarajevo | **svega**/all | 11.209 | 11.247 | 10.353 |
| | **žene**/*women* | 5.584 | 5.645 | 5.173 |
| Trnovo | **svega**/all | 293 | 290 | 302 |
| | **žene**/*women* | 126 | 126 | 125 |
| Vogošća | **svega**/all | 5.485 | 5.944 | 5.966 |
| | **žene**/*women* | 2.099 | 2.279 | 2.257 |
| **Kanton 10** | **svega**/all | **10.723** | **10.906** | **10.869** |
| | **žene**/*women* | **4.470** | **4.547** | **4.591** |
| Bosansko Grahovo | **svega**/all | 171 | 187 | 208 |
| | **žene**/*women* | 65 | 68 | 74 |
| Drvar | **svega**/all | 1.007 | 1.008 | 1.034 |
| | **žene**/*women* | 350 | 363 | 420 |
| Glamoč | **svega**/all | 510 | 507 | 512 |
| | **žene**/*women* | 145 | 149 | 153 |
| Kupres | **svega**/all | 1.357 | 1.449 | 1.415 |
| | **žene**/*women* | 359 | 393 | 396 |
| Grad Livno | **svega**/all | 4.432 | 4.490 | 4.468 |
| | **žene**/*women* | 2.096 | 2.103 | 2.078 |
| Tomislavgrad | **svega**/all | 3.246 | 3.265 | 3.232 |
| | **žene**/*women* | 1.455 | 1.471 | 1.470 |

## 4.3. NETO PLAĆE PO KANTONIMA I PODRUČJIMA KD BIH 2010
*NET WAGES BY CANTONS AND BY SECTIONS KD BIH 2010*

KM

| Godina *Year* | Kanton/*Canton* | Ukupno *Total* | Područja/*Sections* | | | | | | | | | | | | | | | | | | |
|---|---|---|---|---|---|---|---|---|---|---|---|---|---|---|---|---|---|---|---|---|---|
| | | | A | B | C | D | E | F | G | H | I | J | K | L | M | N | O | P | Q | R | S |
| | **Federacija BiH** | | | | | | | | | | | | | | | | | | | | |
| 2016 | | **839** | 809 | 943 | 595 | 1.573 | 833 | 537 | 596 | 837 | 509 | 1.264 | 1.436 | 809 | 939 | 534 | 1.232 | 845 | 1.048 | 648 | 1.048 |
| 2017 | | **860** | 838 | 974 | 626 | 1.609 | 876 | 566 | 627 | 850 | 530 | 1.281 | 1.473 | 851 | 1.059 | 577 | 1.247 | 850 | 1.080 | 650 | 987 |
| 2018 | | **889** | 858 | 1.007 | 646 | 1.640 | 894 | 586 | 649 | 879 | 536 | 1.309 | 1.508 | 770 | 1.060 | 609 | 1.275 | 897 | 1.196 | 649 | 1.025 |
| 2019 | | **928** | 899 | 1.015 | 677 | 1.691 | 917 | 630 | 694 | 894 | 545 | 1.363 | 1.652 | 839 | 1.075 | 613 | 1.323 | 954 | 1.284 | 732 | 1.064 |
| 2020 | | **956** | 912 | 1.054 | 693 | 1.691 | 931 | 657 | 712 | 888 | 521 | 1.399 | 1.655 | 805 | 1.054 | 627 | 1.356 | 982 | 1.335 | 720 | 1092 |
| | Unsko-sanski | | | | | | | | | | | | | | | | | | | | |
| 2016 | | **811** | 776 | 710 | 588 | 1.523 | 822 | 448 | 495 | 734 | 442 | 1.160 | 1.130 | 1.053 | 831 | 702 | 1.253 | 878 | 1.029 | 742 | 745 |
| 2017 | | **819** | 826 | 689 | 628 | 1.593 | 866 | 431 | 517 | 790 | 480 | 1.155 | 1.163 | 1.185 | 861 | 719 | 1.270 | 863 | 1.030 | 633 | 632 |
| 2018 | | **840** | 816 | 661 | 646 | 1.636 | 875 | 451 | 536 | 801 | 479 | 1.174 | 1.207 | 1.180 | 849 | 747 | 1.274 | 909 | 1.146 | 572 | 644 |
| 2019 | | **872** | 890 | 661 | 705 | 1.649 | 906 | 479 | 580 | 807 | 521 | 1.154 | 1.386 | 1.275 | 913 | 708 | 1.307 | 925 | 1.205 | 579 | 706 |
| 2020 | | **897** | 929 | 692 | 729 | 1.636 | 924 | 505 | 600 | 780 | 507 | 1.182 | 1.376 | 1.334 | 940 | 661 | 1.320 | 936 | 1.223 | 550 | 756 |
| | Posavski | | | | | | | | | | | | | | | | | | | | |
| 2016 | | **730** | 393 | - | 482 | 1.744 | 673 | 524 | 482 | 711 | 422 | 1.385 | 1.138 | - | 588 | 1.177 | 1.065 | 802 | 1.016 | 639 | 1.668 |
| 2017 | | **741** | 390 | - | 513 | 1.729 | 797 | 584 | 499 | 673 | 438 | 1.084 | 1.131 | - | - | 698 | 1.075 | 807 | 1.042 | 386 | - |
| 2018 | | **773** | 375 | - | 534 | 1.741 | 802 | 594 | 519 | 687 | 448 | 1.140 | 1.204 | - | 695 | 922 | 1.131 | 881 | 1.123 | 407 | - |
| 2019 | | **808** | 367 | 438 | 580 | 1.735 | 849 | 650 | 543 | 631 | 437 | 1.286 | 1.290 | - | 724 | 1.286 | 1.146 | 890 | 1.096 | 394 | - |
| 2020 | | **847** | - | 432 | 625 | 1.738 | 880 | 649 | 610 | 710 | 434 | 1.422 | 1.300 | - | 735 | 1.458 | 1.183 | 924 | 1.154 | 384 | - |
| | Tuzlanski | | | | | | | | | | | | | | | | | | | | |
| 2016 | | **744** | 719 | 913 | 546 | 1.546 | 829 | 479 | 524 | 640 | 536 | 1.035 | 1.216 | 585 | 750 | 552 | 1.097 | 773 | 1.031 | 750 | 772 |
| 2017 | | **767** | 731 | 930 | 575 | 1.577 | 849 | 497 | 539 | 677 | 529 | 1.059 | 1.222 | 539 | 902 | 567 | 1.113 | 773 | 1.099 | 691 | 855 |
| 2018 | | **797** | 731 | 983 | 610 | 1.607 | 875 | 508 | 548 | 697 | 548 | 1.116 | 1.240 | 568 | 959 | 568 | 1.169 | 829 | 1.181 | 657 | 872 |
| 2019 | | **824** | 797 | 982 | 651 | 1.696 | 919 | 583 | 597 | 693 | 511 | 1.161 | 1.333 | 740 | 1.012 | 581 | 1.236 | 793 | 1.255 | 786 | 931 |
| 2020 | | **863** | 835 | 1.053 | 675 | 1.674 | 933 | 583 | 626 | 708 | 527 | 1.224 | 1.325 | 779 | 924 | 613 | 1.282 | 825 | 1.371 | 819 | 934 |
| | Zeničko-dobojski | | | | | | | | | | | | | | | | | | | | |
| 2016 | | **730** | 791 | 999 | 564 | 1.448 | 774 | 470 | 520 | 702 | 440 | 1.199 | 1.152 | 781 | 744 | 728 | 1.084 | 691 | 1.026 | 641 | 702 |
| 2017 | | **737** | 788 | 1.052 | 581 | 1.494 | 795 | 501 | 534 | 682 | 471 | 1.211 | 1.077 | 811 | 808 | 706 | 1.089 | 692 | 1.044 | 565 | 641 |
| 2018 | | **763** | 796 | 1.072 | 593 | 1.533 | 810 | 526 | 559 | 687 | 448 | 1.214 | 1.127 | 659 | 824 | 626 | 1.134 | 761 | 1.193 | 567 | 650 |
| 2019 | | **793** | 815 | 1.074 | 632 | 1.632 | 833 | 581 | 583 | 623 | 443 | 1.143 | 1.221 | 977 | 852 | 521 | 1.205 | 808 | 1.267 | 745 | 701 |
| 2020 | | **820** | 850 | 1.076 | 656 | 1.602 | 860 | 608 | 597 | 637 | 450 | 1.148 | 1.249 | 995 | 865 | 538 | 1.285 | 814 | 1.319 | 614 | 770 |
| | Bosansko-podrinjski | | | | | | | | | | | | | | | | | | | | |
| 2016 | | **746** | 767 | - | 667 | 1.509 | 606 | 641 | 491 | 675 | 434 | 1.176 | 1.188 | - | 609 | 781 | 1.056 | 793 | 939 | 769 | 832 |
| 2017 | | **761** | 892 | - | 678 | 1.556 | 594 | 655 | 499 | 707 | 408 | 1.294 | 1.217 | - | - | 803 | 1.046 | 789 | 955 | 680 | 874 |
| 2018 | | **796** | 932 | - | 716 | 1.575 | 620 | 630 | 529 | 715 | 412 | 1.289 | 1.247 | - | - | 767 | 1.074 | 810 | 1.088 | 628 | 858 |
| 2019 | | **810** | 895 | - | 711 | 1.613 | 645 | 647 | 565 | 716 | 425 | 1.305 | 1.683 | - | - | 872 | 1.120 | 878 | 1.125 | 636 | 892 |
| 2020 | | **856** | 953 | - | 772 | 1.564 | 655 | 659 | 606 | 698 | 462 | 1.282 | 1.438 | - | - | 874 | 1.142 | 897 | 1.154 | 630 | 862 |
| | Srednjobosanski | | | | | | | | | | | | | | | | | | | | |
| 2016 | | **678** | 800 | 963 | 496 | 1.609 | 704 | 435 | 517 | 675 | 397 | 1.149 | 1.135 | 691 | 712 | 938 | 1.097 | 730 | 960 | 385 | 879 |
| 2017 | | **698** | 834 | 989 | 533 | 1.590 | 742 | 463 | 568 | 692 | 447 | 1.014 | 1.150 | 513 | 682 | 864 | 1.120 | 725 | 1.000 | 398 | 579 |
| 2018 | | **723** | 933 | 961 | 556 | 1.579 | 778 | 482 | 600 | 691 | 483 | 1.023 | 1.145 | 448 | 790 | 832 | 1.138 | 756 | 1.101 | 420 | 603 |
| 2019 | | **759** | 1.006 | 1.036 | 586 | 1.526 | 792 | 508 | 648 | 727 | 477 | 909 | 1.406 | 490 | 762 | 748 | 1.205 | 821 | 1.144 | 435 | 616 |
| 2020 | | **774** | 873 | 1.087 | 603 | 1.495 | 813 | 538 | 647 | 728 | 453 | 879 | 1.457 | 502 | 754 | 718 | 1.253 | 848 | 1.138 | 434 | 685 |
| | Hercegovačko-neretvanski | | | | | | | | | | | | | | | | | | | | |
| 2016 | | **928** | 677 | 417 | 796 | 1.729 | 876 | 511 | 563 | 1.084 | 555 | 1.485 | 1.548 | 769 | 1.044 | 638 | 1.217 | 878 | 1.018 | 429 | 916 |
| 2017 | | **946** | 686 | 419 | 856 | 1.761 | 930 | 525 | 601 | 1.083 | 569 | 1.462 | 1.493 | 805 | 1.130 | 619 | 1.248 | 886 | 1.002 | 471 | 918 |
| 2018 | | **970** | 699 | 445 | 869 | 1.785 | 957 | 521 | 620 | 1.175 | 594 | 1.465 | 1.504 | 799 | 694 | 656 | 1.244 | 894 | 1.097 | 491 | 1.013 |
| 2019 | | **1.011** | 713 | 458 | 842 | 1.802 | 970 | 541 | 655 | 1.220 | 622 | 1.524 | 1.615 | 658 | 701 | 679 | 1.301 | 921 | 1.260 | 543 | 1.076 |
| 2020 | | **1.029** | 708 | 455 | 743 | 1.808 | 979 | 562 | 656 | 1.235 | 573 | 1.468 | 1.730 | 650 | 650 | 659 | 1.339 | 971 | 1.303 | 593 | 1.024 |

## 4.3. NETO PLAĆE PO KANTONIMA I PODRUČJIMA KD BIH 2010 - nastavak

*NET WAGES BY CANTONS AND BY SECTIONS KD BIH 2010 - continued*

KM

| Godina *Year* | Kanton/*Canton* | Ukupno *Total* | Područja/*Sections* | | | | | | | | | | | | | | | | | |
|---|---|---|---|---|---|---|---|---|---|---|---|---|---|---|---|---|---|---|---|---|
| | | | A | B | C | D | E | F | G | H | I | J | K | L | M | N | O | P | Q | R | S |
| | Zapadnohercegovački | | | | | | | | | | | | | | | | | | | |
| 2016 | | **759** | 774 | 920 | 646 | 1.629 | 823 | 575 | 632 | 647 | 436 | 1.710 | 1.458 | 642 | 929 | 954 | 1.081 | 839 | 1.141 | 419 | 473 |
| 2017 | | **789** | 774 | 887 | 817 | 1.713 | 916 | 579 | 651 | 646 | 438 | 1.591 | 1.222 | 666 | 1.089 | 1.135 | 1.091 | 841 | 1.081 | 438 | 471 |
| 2018 | | **796** | 494 | 871 | 859 | 1.708 | 923 | 634 | 632 | 653 | 439 | 1.532 | 1.234 | 692 | 1.098 | 1.080 | 1.132 | 872 | 1.108 | 436 | 461 |
| 2019 | | **861** | 474 | 922 | 902 | 1.611 | 951 | 718 | 687 | 683 | 428 | 1.559 | 1.806 | 839 | 1.138 | 874 | 1.172 | 892 | 1.185 | 490 | 497 |
| 2020 | | **873** | 481 | 923 | 899 | 1.602 | 1.001 | 794 | 674 | 686 | 443 | 1.568 | 1.644 | 911 | 1.178 | 992 | 1.211 | 918 | 1.221 | 489 | 497 |
| | Kanton Sarajevo | | | | | | | | | | | | | | | | | | | |
| 2016 | | **1.018** | 882 | 944 | 745 | 1.523 | 903 | 667 | 756 | 994 | 543 | 1.266 | 1.566 | 916 | 1.039 | 460 | 1.389 | 1.025 | 1.119 | 989 | 1.157 |
| 2017 | | **1.053** | 907 | 913 | 769 | 1.574 | 956 | 710 | 799 | 1.004 | 561 | 1.307 | 1.637 | 929 | 1.141 | 520 | 1.401 | 1.049 | 1.174 | 991 | 1.242 |
| 2018 | | **1.096** | 926 | 903 | 772 | 1.620 | 968 | 753 | 841 | 1.026 | 565 | 1.336 | 1.667 | 898 | 1.186 | 569 | 1.429 | 1.100 | 1.326 | 993 | 1.298 |
| 2019 | | **1.153** | 945 | 850 | 806 | 1.677 | 982 | 786 | 897 | 1.051 | 588 | 1.402 | 1.737 | 890 | 1.200 | 590 | 1.476 | 1.253 | 1.433 | 1.111 | 1.335 |
| 2020 | | **1.179** | 958 | 841 | 837 | 1.712 | 988 | 826 | 927 | 1.017 | 548 | 1.455 | 1.724 | 830 | 1.181 | 613 | 1.496 | 1.281 | 1.475 | 1.094 | 1.356 |
| | Kanton 10 | | | | | | | | | | | | | | | | | | | |
| 2016 | | **848** | 1.031 | 615 | 515 | 1.643 | 804 | 657 | 487 | 601 | 419 | 1.267 | 993 | 462 | 743 | 1.188 | 1.072 | 863 | 1.050 | 954 | - |
| 2017 | | **873** | 1.099 | 1.061 | 501 | 1.629 | 891 | 844 | 524 | 594 | 429 | 1.443 | 1.028 | - | 715 | 1.119 | 1.073 | 866 | 1.054 | 391 | - |
| 2018 | | **884** | 1.060 | 737 | 508 | 1.677 | 909 | 877 | 530 | 562 | 438 | 1.438 | 1.029 | - | 709 | 1.161 | 1.129 | 923 | 1.131 | 386 | - |
| 2019 | | **890** | 1.030 | 408 | 504 | 1.731 | 905 | 877 | 575 | 546 | 461 | 1.434 | 1.078 | - | 601 | 975 | 1.152 | 917 | 1.191 | 384 | - |
| 2020 | | **929** | 1.134 | - | 507 | 1.739 | 907 | 916 | 558 | 558 | 464 | 1.463 | 1.243 | - | 425 | 999 | 1.194 | 972 | 1.204 | 371 | - |

## 4.4. BRUTO PLAĆE PO KANTONIMA I PODRUČJIMA KD BIH 2010
*GROSS WAGES BY CANTONS AND BY SECTIONS KD BIH 2010*

KM

| Godina *Year* | Kanton/*Canton* | Ukupno *Total* | Područja/*Sections* | | | | | | | | | | | | | | | | | | |
|---|---|---|---|---|---|---|---|---|---|---|---|---|---|---|---|---|---|---|---|---|---|
| | | | A | B | C | D | E | F | G | H | I | J | K | L | M | N | O | P | Q | R | S |
| | **Federacija BiH** | | | | | | | | | | | | | | | | | | | | |
| 2016 | | **1.283** | 1.220 | 1.428 | 889 | 2.446 | 1.262 | 803 | 901 | 1.277 | 765 | 1.967 | 2.246 | 1.242 | 1.453 | 810 | 1.907 | 1.297 | 1.616 | 986 | 1.616 |
| 2017 | | **1.318** | 1.270 | 1.485 | 940 | 2.506 | 1.332 | 850 | 952 | 1.297 | 798 | 1.999 | 2.306 | 1.310 | 1.648 | 879 | 1.932 | 1.306 | 1.670 | 992 | 1.515 |
| 2018 | | **1.365** | 1.303 | 1.544 | 973 | 2.558 | 1.362 | 883 | 987 | 1.344 | 809 | 2.042 | 2.364 | 1.179 | 1.649 | 927 | 1.978 | 1.383 | 1.858 | 990 | 1.576 |
| 2019 | | **1.427** | 1.369 | 1.561 | 1.022 | 2.642 | 1.400 | 951 | 1.054 | 1.369 | 824 | 2.131 | 2.593 | 1.293 | 1.675 | 934 | 2.054 | 1.475 | 1.998 | 1.123 | 1.648 |
| 2020 | | **1.472** | 1.389 | 1.623 | 1.046 | 2.641 | 1.422 | 994 | 1.087 | 1.360 | 788 | 2.191 | 2.602 | 1.241 | 1.641 | 957 | 2.108 | 1.518 | 2.086 | 1.103 | 1.683 |
| | Unsko-sanski | | | | | | | | | | | | | | | | | | | | |
| 2016 | | **1.236** | 1.172 | 1.073 | 881 | 2.366 | 1.240 | 664 | 739 | 1.109 | 660 | 1.791 | 1.746 | 1.632 | 1.275 | 1.072 | 1.929 | 1.344 | 1.586 | 1.132 | 1.138 |
| 2017 | | **1.251** | 1.252 | 1.043 | 947 | 2.482 | 1.311 | 639 | 775 | 1.201 | 720 | 1.788 | 1.803 | 1.845 | 1.326 | 1.101 | 1.961 | 1.322 | 1.589 | 962 | 942 |
| 2018 | | **1.286** | 1.239 | 998 | 976 | 2.550 | 1.328 | 670 | 805 | 1.217 | 720 | 1.819 | 1.875 | 1.836 | 1.308 | 1.145 | 1.969 | 1.396 | 1.775 | 867 | 958 |
| 2019 | | **1.338** | 1.358 | 998 | 1.072 | 2.574 | 1.382 | 712 | 874 | 1.229 | 784 | 1.785 | 2.165 | 1.990 | 1.408 | 1.088 | 2.025 | 1.425 | 1.873 | 879 | 1.055 |
| 2020 | | **1.379** | 1.420 | 1.052 | 1.109 | 2.554 | 1.410 | 753 | 908 | 1.188 | 763 | 1.835 | 2.152 | 2.081 | 1.437 | 1.013 | 2.049 | 1.443 | 1.902 | 834 | 1.133 |
| | Posavski | | | | | | | | | | | | | | | | | | | | |
| 2016 | | **1.109** | 577 | - | 719 | 2.706 | 1.019 | 781 | 720 | 1.070 | 625 | 2.144 | 1.763 | - | 892 | 1.819 | 1.630 | 1.228 | 1.565 | 967 | 2.579 |
| 2017 | | **1.128** | 574 | - | 768 | 2.684 | 1.212 | 877 | 748 | 1.017 | 650 | 1.667 | 1.754 | - | - | 1.064 | 1.651 | 1.238 | 1.606 | 579 | - |
| 2018 | | **1.180** | 549 | - | 801 | 2.705 | 1.221 | 891 | 779 | 1.037 | 670 | 1.758 | 1.870 | - | 1.060 | 1.422 | 1.742 | 1.351 | 1.737 | 608 | - |
| 2019 | | **1.236** | 536 | 646 | 876 | 2.698 | 1.288 | 983 | 814 | 955 | 650 | 2.002 | 2.012 | - | 1.105 | 2.007 | 1.766 | 1.367 | 1.697 | 583 | - |
| 2020 | | **1.297** | - | 638 | 951 | 2.701 | 1.337 | 978 | 922 | 1.076 | 642 | 2.234 | 2.026 | - | 1.123 | 2.282 | 1.820 | 1.413 | 1.790 | 572 | - |
| | Tuzlanski | | | | | | | | | | | | | | | | | | | | |
| 2016 | | **1.129** | 1.077 | 1.381 | 807 | 2.405 | 1.257 | 712 | 785 | 962 | 802 | 1.602 | 1.890 | 880 | 1.146 | 833 | 1.683 | 1.185 | 1.594 | 1.143 | 1.177 |
| 2017 | | **1.166** | 1.096 | 1.413 | 853 | 2.458 | 1.288 | 740 | 809 | 1.022 | 794 | 1.645 | 1.900 | 819 | 1.391 | 859 | 1.711 | 1.186 | 1.703 | 1.050 | 1.300 |
| 2018 | | **1.215** | 1.098 | 1.500 | 913 | 2.507 | 1.331 | 758 | 824 | 1.054 | 825 | 1.735 | 1.934 | 867 | 1.483 | 859 | 1.803 | 1.275 | 1.836 | 999 | 1.328 |
| 2019 | | **1.260** | 1.201 | 1.501 | 979 | 2.651 | 1.402 | 876 | 902 | 1.048 | 770 | 1.807 | 2.085 | 1.127 | 1.566 | 882 | 1.913 | 1.218 | 1.957 | 1.206 | 1.416 |
| 2020 | | **1.322** | 1.263 | 1.615 | 1.017 | 2.616 | 1.427 | 877 | 948 | 1.068 | 795 | 1.908 | 2.074 | 1.190 | 1.429 | 917 | 1.987 | 1.270 | 2.145 | 1.260 | 1.425 |
| | Zeničko-dobojski | | | | | | | | | | | | | | | | | | | | |
| 2016 | | **1.105** | 1.188 | 1.513 | 841 | 2.240 | 1.168 | 694 | 779 | 1.055 | 652 | 1.862 | 1.788 | 1.190 | 1.135 | 1.109 | 1.664 | 1.053 | 1.583 | 971 | 1.065 |
| 2017 | | **1.119** | 1.184 | 1.609 | 872 | 2.316 | 1.202 | 744 | 803 | 1.028 | 702 | 1.888 | 1.668 | 1.229 | 1.236 | 1.077 | 1.674 | 1.056 | 1.615 | 850 | 955 |
| 2018 | | **1.164** | 1.200 | 1.656 | 892 | 2.381 | 1.229 | 784 | 844 | 1.036 | 667 | 1.891 | 1.747 | 988 | 1.263 | 954 | 1.747 | 1.167 | 1.856 | 859 | 970 |
| 2019 | | **1.210** | 1.232 | 1.661 | 949 | 2.545 | 1.265 | 869 | 881 | 940 | 661 | 1.776 | 1.904 | 1.488 | 1.311 | 786 | 1.862 | 1.243 | 1.975 | 1.148 | 1.054 |
| 2020 | | **1.251** | 1.288 | 1.653 | 983 | 2.500 | 1.308 | 914 | 904 | 965 | 672 | 1.787 | 1.948 | 1.519 | 1.327 | 816 | 1.983 | 1.248 | 2.058 | 932 | 1.159 |
| | Bosansko-podrinjski | | | | | | | | | | | | | | | | | | | | |
| 2016 | | **1.140** | 1.160 | - | 1.020 | 2.346 | 908 | 963 | 735 | 1.016 | 642 | 1.822 | 1.844 | - | 918 | 1.185 | 1.620 | 1.214 | 1.440 | 1.152 | 1.291 |
| 2017 | | **1.164** | 1.358 | 1.038 | 2.422 | 888 | 986 | 747 | 1.068 | 602 | 2.014 | 1.897 | - | - | - | 1.217 | 1.604 | 1.209 | 1.469 | 1.032 | 1.311 |
| 2018 | | **1.220** | 1.426 | - | 1.098 | 2.457 | 931 | 947 | 795 | 1.082 | 608 | 2.004 | 1.945 | - | - | 1.163 | 1.649 | 1.244 | 1.681 | 952 | 1.290 |
| 2019 | | **1.245** | 1.370 | - | 1.094 | 2.518 | 973 | 974 | 851 | 1.085 | 631 | 2.036 | 2.650 | - | - | 1.328 | 1.725 | 1.350 | 1.742 | 965 | 1.346 |
| 2020 | | **1.318** | 1.463 | - | 1.190 | 2.440 | 992 | 996 | 915 | 1.057 | 689 | 2.017 | 2.257 | - | - | 1.337 | 1.759 | 1.379 | 1.787 | 956 | 1.306 |
| | Srednjobosanski | | | | | | | | | | | | | | | | | | | | |
| 2016 | | **1.018** | 1.202 | 1.459 | 717 | 2.496 | 1.055 | 642 | 771 | 1.015 | 590 | 1.779 | 1.747 | 1.056 | 1.084 | 1.433 | 1.682 | 1.114 | 1.471 | 572 | 1.354 |
| 2017 | | **1.049** | 1.257 | 1.505 | 773 | 2.470 | 1.118 | 685 | 852 | 1.042 | 673 | 1.574 | 1.769 | 770 | 1.042 | 1.319 | 1.721 | 1.107 | 1.536 | 594 | 861 |
| 2018 | | **1.091** | 1.419 | 1.464 | 815 | 2.453 | 1.174 | 715 | 904 | 1.042 | 726 | 1.582 | 1.761 | 668 | 1.191 | 1.273 | 1.751 | 1.157 | 1.699 | 627 | 897 |
| 2019 | | **1.146** | 1.538 | 1.602 | 868 | 2.372 | 1.200 | 754 | 951 | 1.102 | 718 | 1.411 | 2.192 | 735 | 1.132 | 1.150 | 1.860 | 1.262 | 1.769 | 651 | 917 |
| 2020 | | **1.178** | 1.325 | 1.719 | 888 | 2.323 | 1.232 | 806 | 979 | 1.106 | 680 | 1.406 | 2.275 | 766 | 1.122 | 1.094 | 1.937 | 1.305 | 1.793 | 651 | 1.026 |
| | Hercegovačko-neretvanski | | | | | | | | | | | | | | | | | | | | |
| 2016 | | **1.425** | 1.020 | 617 | 1.216 | 2.695 | 1.333 | 762 | 849 | 1.670 | 842 | 2.316 | 2.420 | 1.170 | 1.618 | 971 | 1.878 | 1.347 | 1.566 | 641 | 1.395 |
| 2017 | | **1.455** | 1.034 | 621 | 1.313 | 2.747 | 1.421 | 784 | 910 | 1.670 | 863 | 2.280 | 2.337 | 1.206 | 1.758 | 942 | 1.929 | 1.360 | 1.542 | 708 | 1.404 |
| 2018 | | **1.495** | 1.057 | 660 | 1.334 | 2.787 | 1.464 | 778 | 941 | 1.821 | 902 | 2.288 | 2.351 | 1.198 | 1.064 | 1.000 | 1.925 | 1.372 | 1.703 | 743 | 1.552 |
| 2019 | | **1.561** | 1.079 | 680 | 1.292 | 2.815 | 1.487 | 812 | 997 | 1.895 | 946 | 2.383 | 2.530 | 999 | 1.076 | 1.039 | 2.019 | 1.422 | 1.952 | 828 | 1.657 |
| 2020 | | **1.589** | 1.072 | 678 | 1.135 | 2.824 | 1.501 | 843 | 996 | 1.914 | 867 | 2.292 | 2.712 | 988 | 995 | 1.012 | 2.081 | 1.498 | 2.028 | 905 | 1.573 |

## 4.4. BRUTO PLAĆE PO KANTONIMA I PODRUČJIMA KD BIH 2010 - nastavak
*GROSS WAGES BY CANTONS AND BY SECTIONS KD BIH 2010 - continued*

KM

| Godina *Year* | Kanton/*Canton* | Ukupno *Total* | Područja/*Sections* | | | | | | | | | | | | | | | | | | |
|---|---|---|---|---|---|---|---|---|---|---|---|---|---|---|---|---|---|---|---|---|---|
| | | | A | B | C | D | E | F | G | H | I | J | K | L | M | N | O | P | Q | R | S |
| | Zapadnohercegovački | | | | | | | | | | | | | | | | | | | | |
| 2016 | | **1.154** | 1.166 | 1.396 | 979 | 2.521 | 1.241 | 863 | 955 | 972 | 651 | 2.652 | 2.261 | 973 | 1.431 | 1.455 | 1.651 | 1.275 | 1.752 | 624 | 707 |
| 2017 | | **1.203** | 1.166 | 1.349 | 1.256 | 2.668 | 1.388 | 871 | 989 | 971 | 655 | 2.460 | 1.888 | 1.010 | 1.685 | 1.752 | 1.669 | 1.279 | 1.659 | 653 | 704 |
| 2018 | | **1.216** | 737 | 1.327 | 1.320 | 2.663 | 1.400 | 966 | 960 | 982 | 659 | 2.368 | 1.909 | 1.052 | 1.700 | 1.668 | 1.738 | 1.329 | 1.704 | 650 | 687 |
| 2019 | | **1.319** | 709 | 1.409 | 1.387 | 2.492 | 1.452 | 1.099 | 1.046 | 1.031 | 645 | 2.411 | 2.830 | 1.288 | 1.768 | 1.346 | 1.803 | 1.361 | 1.830 | 728 | 746 |
| 2020 | | **1.340** | 721 | 1.412 | 1.391 | 2.478 | 1.535 | 1.215 | 1.024 | 1.039 | 670 | 2.427 | 2.673 | 1.402 | 1.829 | 1.532 | 1.866 | 1.402 | 1.890 | 723 | 746 |
| | Kanton Sarajevo | | | | | | | | | | | | | | | | | | | | |
| 2016 | | **1.576** | 1.337 | 1.448 | 1.136 | 2.376 | 1.375 | 1.011 | 1.160 | 1.529 | 819 | 1.975 | 2.460 | 1.414 | 1.617 | 696 | 2.168 | 1.589 | 1.733 | 1.528 | 1.790 |
| 2017 | | **1.633** | 1.394 | 1.395 | 1.176 | 2.459 | 1.462 | 1.079 | 1.231 | 1.542 | 850 | 2.045 | 2.572 | 1.436 | 1.785 | 791 | 2.191 | 1.627 | 1.822 | 1.537 | 1.927 |
| 2018 | | **1.702** | 1.424 | 1.383 | 1.182 | 2.535 | 1.483 | 1.148 | 1.299 | 1.578 | 857 | 2.089 | 2.623 | 1.388 | 1.856 | 866 | 2.232 | 1.713 | 2.067 | 1.538 | 2.019 |
| 2019 | | **1.794** | 1.452 | 1.295 | 1.237 | 2.628 | 1.506 | 1.202 | 1.384 | 1.617 | 893 | 2.198 | 2.728 | 1.380 | 1.878 | 899 | 2.305 | 1.959 | 2.239 | 1.730 | 2.096 |
| 2020 | | **1.836** | 1.473 | 1.286 | 1.285 | 2.684 | 1.512 | 1.266 | 1.433 | 1.565 | 833 | 2.284 | 2.713 | 1.284 | 1.851 | 936 | 2.340 | 2.003 | 2.308 | 1.704 | 2.111 |
| | Kanton 10 | | | | | | | | | | | | | | | | | | | | |
| 2016 | | **1.290** | 1.573 | 918 | 772 | 2.540 | 1.213 | 996 | 727 | 902 | 616 | 1.947 | 1.524 | 685 | 1.119 | 1.845 | 1.638 | 1.310 | 1.613 | 1.445 | - |
| 2017 | | **1.331** | 1.683 | 1.637 | 752 | 2.525 | 1.347 | 1.291 | 787 | 890 | 635 | 2.218 | 1.582 | - | 1.077 | 1.737 | 1.641 | 1.316 | 1.619 | 581 | - |
| 2018 | | **1.350** | 1.623 | 1.127 | 761 | 2.601 | 1.377 | 1.346 | 796 | 842 | 650 | 2.211 | 1.581 | - | 1.070 | 1.797 | 1.732 | 1.407 | 1.744 | 573 | - |
| 2019 | | **1.361** | 1.579 | 603 | 756 | 2.689 | 1.373 | 1.349 | 869 | 819 | 689 | 2.207 | 1.664 | - | 904 | 1.501 | 1.770 | 1.397 | 1.840 | 571 | - |
| 2020 | | **1.423** | 1.743 | - | 762 | 2.704 | 1.376 | 1.411 | 839 | 839 | 690 | 2.256 | 1.926 | - | 623 | 1.540 | 1.841 | 1.486 | 1.863 | 552 | - |

## 4.5. NETO PLAĆE U FEDERACIJI BIH PO OPĆINAMA
*NET WAGES IN FEDERATION OF BIH BY MUNICIPALITIES*

| **Općine**/*Municipalities* | 2016 | 2017 | 2018 | 2019 | 2020 |
|---|---|---|---|---|---|
| **Federacija BiH**/*Federation of BiH* | **839** | **860** | **889** | **928** | **956** |
| **Unsko-sanski kanton** | **811** | **819** | **840** | **872** | **897** |
| Grad Bihać | 929 | 936 | 966 | 1.014 | 1.043 |
| Bosanska Krupa | 766 | 813 | 825 | 865 | 883 |
| Bosanski Petrovac | 757 | 758 | 757 | 783 | 853 |
| Bužim | 730 | 683 | 702 | 750 | 766 |
| Grad Cazin | 703 | 714 | 719 | 753 | 767 |
| Ključ | 750 | 785 | 790 | 756 | 779 |
| Sanski Most | 756 | 767 | 794 | 789 | 808 |
| Velika Kladuša | 738 | 747 | 765 | 766 | 800 |
| **Kanton Posavski** | **730** | **741** | **773** | **808** | **847** |
| Domaljevac-Šamac | 584 | 580 | 579 | 616 | 610 |
| Odžak | 616 | 627 | 650 | 678 | 726 |
| Orašje | 829 | 844 | 893 | 924 | 960 |
| **Tuzlanski kanton** | **744** | **767** | **797** | **824** | **863** |
| Banovići | 844 | 859 | 916 | 911 | 979 |
| Čelić | 625 | 661 | 675 | 655 | 688 |
| Doboj Istok | 532 | 539 | 560 | 571 | 591 |
| Grad Gračanica | 541 | 584 | 615 | 631 | 649 |
| Grad Gradačac | 602 | 620 | 653 | 692 | 719 |
| Kalesija | 622 | 656 | 680 | 701 | 735 |
| Kladanj | 647 | 672 | 713 | 733 | 738 |
| Lukavac | 764 | 769 | 792 | 802 | 846 |
| Sapna | 776 | 815 | 860 | 914 | 973 |
| Grad Srebrenik | 626 | 653 | 684 | 715 | 726 |
| Teočak | 770 | 775 | 807 | 852 | 892 |
| Grad Tuzla | 874 | 894 | 923 | 965 | 1.016 |
| Grad Živinice | 725 | 757 | 781 | 777 | 791 |
| **Zeničko-dobojski kanton** | **730** | **737** | **763** | **793** | **820** |
| Breza | 833 | 905 | 944 | 961 | 970 |
| Doboj Jug | 615 | 630 | 681 | 683 | 717 |
| Kakanj | 969 | 992 | 1.005 | 1.025 | 1.087 |
| Maglaj | 645 | 649 | 687 | 711 | 739 |
| Olovo | 613 | 614 | 592 | 693 | 720 |
| Tešanj | 571 | 587 | 610 | 634 | 652 |
| Usora | 726 | 751 | 795 | 766 | 776 |
| Vareš | 702 | 730 | 784 | 828 | 858 |
| Grad Visoko | 593 | 606 | 620 | 646 | 663 |
| Zavidovići | 655 | 664 | 696 | 726 | 751 |
| Grad Zenica | 845 | 828 | 868 | 908 | 935 |
| Žepče | 545 | 596 | 639 | 658 | 677 |
| **Bosansko-podrinjski kanton** | **746** | **761** | **796** | **810** | **856** |
| Foča | 828 | 815 | 856 | 937 | 989 |
| Grad Goražde | 744 | 760 | 795 | 806 | 853 |
| Pale | 713 | 721 | 721 | 823 | 856 |

## 4.5. NETO PLAĆE U FEDERACIJI BIH PO OPĆINAMA - nastavak
*NET WAGES IN FEDERATION OF BIH BY MUNICIPALITIES - continued*

| **Općine**/*Municipalities* | 2016 | 2017 | 2018 | 2019 | 2020 |
|---|---|---|---|---|---|
| **Srednjobosanski kanton** | **678** | **698** | **723** | **759** | **774** |
| Bugojno | 642 | 632 | 641 | 640 | 679 |
| Busovača | 709 | 720 | 755 | 772 | 799 |
| Dobretići | 913 | 1.055 | 1.091 | 1.045 | 1.052 |
| Donji Vakuf | 687 | 689 | 727 | 804 | 770 |
| Fojnica | 735 | 763 | 791 | 790 | 774 |
| Gornji Vakuf - Uskoplje | 688 | 669 | 684 | 673 | 691 |
| Jajce | 827 | 863 | 906 | 928 | 954 |
| Kiseljak | 625 | 638 | 684 | 710 | 729 |
| Kreševo | 658 | 815 | 867 | 877 | 923 |
| Novi Travnik | 773 | 766 | 768 | 786 | 805 |
| Travnik | 661 | 684 | 707 | 770 | 792 |
| Vitez | 607 | 640 | 668 | 717 | 714 |
| **Hercegovačko-neretvanski kanton** | **928** | **946** | **970** | **1.011** | **1.029** |
| Grad Čapljina | 809 | 817 | 840 | 838 | 877 |
| Čitluk | 582 | 621 | 656 | 675 | 691 |
| Jablanica | 942 | 949 | 951 | 970 | 1.006 |
| Konjic | 766 | 805 | 824 | 887 | 892 |
| Grad Mostar | 1.042 | 1.049 | 1.070 | 1.112 | 1.131 |
| Neum | 784 | 821 | 853 | 885 | 856 |
| Prozor | 880 | 883 | 896 | 947 | 985 |
| Ravno | 1.161 | 1.328 | 1.192 | 1.158 | 1.190 |
| Stolac | 769 | 782 | 809 | 823 | 851 |
| **Zapadnohercegovački kanton** | **759** | **789** | **796** | **861** | **873** |
| Grude | 837 | 925 | 937 | 1.022 | 1.019 |
| Grad Ljubuški | 861 | 836 | 844 | 925 | 909 |
| Posušje | 656 | 671 | 705 | 759 | 790 |
| Grad Široki Brijeg | 717 | 754 | 749 | 799 | 822 |
| **Kanton Sarajevo** | **1.018** | **1.053** | **1.096** | **1.153** | **1.179** |
| Centar Sarajevo | 1.197 | 1.217 | 1.274 | 1.365 | 1.381 |
| Hadžići | 832 | 845 | 878 | 908 | 952 |
| Ilidža | 820 | 876 | 914 | 960 | 962 |
| Ilijaš | 638 | 661 | 682 | 703 | 730 |
| Novi Grad Sarajevo | 868 | 917 | 969 | 996 | 1.012 |
| Novo Sarajevo | 1.115 | 1.176 | 1.224 | 1.290 | 1.324 |
| Stari Grad Sarajevo | 1.027 | 1.041 | 1.050 | 1.143 | 1.215 |
| Trnovo | 814 | 776 | 949 | 1.010 | 1.018 |
| Vogošća | 763 | 788 | 823 | 822 | 880 |
| **Kanton 10** | **848** | **873** | **884** | **890** | **929** |
| Bosansko Grahovo | 1.006 | 1.092 | 1.083 | 1.163 | 1.198 |
| Drvar | 749 | 775 | 757 | 677 | 694 |
| Glamoč | 859 | 918 | 840 | 671 | 700 |
| Kupres | 902 | 972 | 987 | 1.019 | 1.104 |
| Grad Livno | 905 | 929 | 954 | 953 | 997 |
| Tomislavgrad | 759 | 768 | 789 | 806 | 820 |

## 4.6. BRUTO PLAĆE U FEDERACIJI BIH PO OPĆINAMA
*GROSS WAGES IN FEDERATION OF BIH BY MUNICIPALITIES*

| **Općine**/*Municipalities* | 2016 | 2017 | 2018 | 2019 | 2020 |
|---|---|---|---|---|---|
| **Federacija BiH**/*Federation of BiH* | **1.283** | **1.318** | **1.365** | **1.427** | **1.472** |
| **Unsko-sanski kanton** | **1.236** | **1.251** | **1.286** | **1.338** | **1.379** |
| Grad Bihać | 1.428 | 1.442 | 1.489 | 1.566 | 1.613 |
| Bosanska Krupa | 1.162 | 1.238 | 1.261 | 1.324 | 1.355 |
| Bosanski Petrovac | 1.148 | 1.152 | 1.154 | 1.195 | 1.304 |
| Bužim | 1.098 | 1.028 | 1.054 | 1.138 | 1.164 |
| Grad Cazin | 1.065 | 1.084 | 1.093 | 1.147 | 1.169 |
| Ključ | 1.137 | 1.195 | 1.205 | 1.154 | 1.191 |
| Sanski Most | 1.149 | 1.168 | 1.213 | 1.208 | 1.239 |
| Velika Kladuša | 1.114 | 1.132 | 1.162 | 1.166 | 1.221 |
| **Kanton Posavski** | **1.109** | **1.128** | **1.180** | **1.236** | **1.297** |
| Domaljevac-Šamac | 877 | 872 | 872 | 930 | 924 |
| Odžak | 931 | 949 | 984 | 1.032 | 1.109 |
| Orašje | 1.265 | 1.291 | 1.370 | 1.417 | 1.476 |
| **Tuzlanski kanton** | **1.129** | **1.166** | **1.215** | **1.260** | **1.322** |
| Banovići | 1.276 | 1.300 | 1.392 | 1.386 | 1.496 |
| Čelić | 943 | 1.001 | 1.026 | 994 | 1.042 |
| Doboj Istok | 794 | 807 | 841 | 858 | 890 |
| Grad Gračanica | 804 | 870 | 923 | 949 | 978 |
| Grad Gradačac | 890 | 923 | 977 | 1.040 | 1.082 |
| Kalesija | 934 | 987 | 1.028 | 1.062 | 1.110 |
| Kladanj | 967 | 1.007 | 1.073 | 1.104 | 1.113 |
| Lukavac | 1.160 | 1.172 | 1.210 | 1.228 | 1.298 |
| Sapna | 1.170 | 1.229 | 1.303 | 1.391 | 1.485 |
| Grad Srebrenik | 942 | 984 | 1.035 | 1.085 | 1.103 |
| Teočak | 1.161 | 1.172 | 1.222 | 1.297 | 1.364 |
| Grad Tuzla | 1.342 | 1.375 | 1.423 | 1.490 | 1.572 |
| Grad Živinice | 1.095 | 1.148 | 1.187 | 1.185 | 1.208 |
| **Zeničko-dobojski kanton** | **1.105** | **1.119** | **1.164** | **1.210** | **1.251** |
| Breza | 1.266 | 1.383 | 1.448 | 1.475 | 1.488 |
| Doboj Jug | 927 | 954 | 1.030 | 1.030 | 1.084 |
| Kakanj | 1.476 | 1.523 | 1.555 | 1.589 | 1.678 |
| Maglaj | 965 | 974 | 1.035 | 1.073 | 1.117 |
| Olovo | 921 | 923 | 894 | 1.003 | 1.049 |
| Tešanj | 860 | 886 | 923 | 962 | 991 |
| Usora | 1.105 | 1.148 | 1.204 | 1.155 | 1.185 |
| Vareš | 1.062 | 1.108 | 1.195 | 1.268 | 1.313 |
| Grad Visoko | 885 | 911 | 937 | 978 | 990 |
| Zavidovići | 988 | 1.004 | 1.056 | 1.106 | 1.143 |
| Grad Zenica | 1.290 | 1.265 | 1.330 | 1.395 | 1.438 |
| Žepče | 809 | 890 | 956 | 988 | 1.021 |
| **Bosansko-podrinjski kanton** | **1.140** | **1.164** | **1.220** | **1.245** | **1.318** |
| Foča | 1.262 | 1.242 | 1.306 | 1.437 | 1.520 |
| Grad Goražde | 1.137 | 1.163 | 1.220 | 1.240 | 1.313 |
| Pale | 1.079 | 1.089 | 1.090 | 1.250 | 1.306 |

## 4.6. BRUTO PLAĆE U FEDERACIJI BIH PO OPĆINAMA - nastavak
*GROSS WAGES IN FEDERATION OF BIH BY MUNICIPALITIES - continued*

| **Općine**/*Municipalities* | 2016 | 2017 | 2018 | 2019 | 2020 |
|---|---|---|---|---|---|
| **Srednjobosanski kanton** | **1.018** | **1.049** | **1.091** | **1.146** | **1.178** |
| Bugojno | 969 | 956 | 972 | 978 | 1.035 |
| Busovača | 1.074 | 1.093 | 1.149 | 1.177 | 1.221 |
| Dobretići | 1.401 | 1.628 | 1.682 | 1.614 | 1.625 |
| Donji Vakuf | 1.034 | 1.040 | 1.107 | 1.216 | 1.158 |
| Fojnica | 1.115 | 1.160 | 1.204 | 1.207 | 1.180 |
| Gornji Vakuf - Uskoplje | 1.033 | 1.004 | 1.028 | 1.009 | 1.027 |
| Jajce | 1.255 | 1.312 | 1.384 | 1.417 | 1.457 |
| Kiseljak | 943 | 964 | 1.037 | 1.076 | 1.108 |
| Kreševo | 998 | 1.249 | 1.332 | 1.348 | 1.420 |
| Novi Travnik | 1.179 | 1.170 | 1.176 | 1.208 | 1.237 |
| Travnik | 978 | 1.011 | 1.050 | 1.159 | 1.204 |
| Vitez | 909 | 962 | 1.007 | 1.058 | 1.084 |
| **Hercegovačko-neretvanski kanton** | **1.425** | **1.455** | **1.495** | **1.561** | **1.589** |
| Grad Čapljina | 1.232 | 1.247 | 1.283 | 1.280 | 1.342 |
| Čitluk | 877 | 939 | 995 | 1.027 | 1.048 |
| Jablanica | 1.443 | 1.455 | 1.459 | 1.491 | 1.548 |
| Konjic | 1.166 | 1.228 | 1.261 | 1.362 | 1.371 |
| Grad Mostar | 1.608 | 1.621 | 1.658 | 1.724 | 1.755 |
| Neum | 1.196 | 1.255 | 1.307 | 1.360 | 1.313 |
| Prozor | 1.329 | 1.332 | 1.358 | 1.437 | 1.503 |
| Ravno | 1.782 | 2.048 | 1.837 | 1.793 | 1.842 |
| Stolac | 1.164 | 1.185 | 1.228 | 1.254 | 1.303 |
| **Zapadnohercegovački kanton** | **1.154** | **1.203** | **1.216** | **1.319** | **1.340** |
| Grude | 1.276 | 1.419 | 1.437 | 1.574 | 1.570 |
| Grad Ljubuški | 1.311 | 1.273 | 1.288 | 1.418 | 1.396 |
| Posušje | 990 | 1.015 | 1.070 | 1.156 | 1.205 |
| Grad Široki Brijeg | 1.089 | 1.153 | 1.147 | 1.222 | 1.261 |
| **Kanton Sarajevo** | **1.576** | **1.633** | **1.702** | **1.794** | **1.836** |
| Centar Sarajevo | 1.862 | 1.896 | 1.988 | 2.132 | 2.160 |
| Hadžići | 1.275 | 1.302 | 1.353 | 1.405 | 1.468 |
| Ilidža | 1.259 | 1.348 | 1.410 | 1.483 | 1.486 |
| Ilijaš | 962 | 1.002 | 1.037 | 1.070 | 1.109 |
| Novi Grad Sarajevo | 1.338 | 1.418 | 1.501 | 1.542 | 1.567 |
| Novo Sarajevo | 1.731 | 1.831 | 1.908 | 2.012 | 2.069 |
| Stari Grad Sarajevo | 1.586 | 1.610 | 1.626 | 1.780 | 1.897 |
| Trnovo | 1.243 | 1.183 | 1.456 | 1.558 | 1.577 |
| Vogošća | 1.166 | 1.206 | 1.264 | 1.261 | 1.353 |
| **Kanton 10** | **1.290** | **1.331** | **1.350** | **1.361** | **1.423** |
| Bosansko Grahovo | 1.536 | 1.673 | 1.662 | 1.789 | 1.848 |
| Drvar | 1.140 | 1.181 | 1.154 | 1.029 | 1.057 |
| Glamoč | 1.304 | 1.396 | 1.278 | 1.013 | 1.058 |
| Kupres | 1.375 | 1.490 | 1.514 | 1.563 | 1.699 |
| Grad Livno | 1.381 | 1.419 | 1.461 | 1.459 | 1.531 |
| Tomislavgrad | 1.149 | 1.165 | 1.199 | 1.228 | 1.250 |