

**ANKETA O RADNOJ SNAZI ZA PRVI KVARTAL 2021  
LABOUR FORCE SURVEY FOR THE FIRST QUARTER OF 2021**

Podaci objavljeni u ovom saopćenju dobijeni su na osnovu provedene Ankete o radnoj snazi (ARS) u 2020. godini i prvom kvartalu 2021. godine. Anketni podaci su za prvi kvartal prikupljeni direktnim anketiranjem osoba, članova domaćinstava/kućanstava koja su izabrana u uzorak (CAPI metoda), čija je veličina u prvom kvartalu 5.880 domaćinstava. Stopa neodziva bila je 18,5%.

Anketa o radnoj snazi se od januara 2020. godine provodi kontinuirano. Anketiraju se svi rezidentni članovi privatnih domaćinstava/kućanstava.

Glavni cilj ove Ankete je dobijanje podataka o tri osnovna, međusobno isključiva kontingenta radno sposobnog stanovništva: zaposlenih, nezaposlenih i neaktivnih.

Metodološke postavke Ankete zasnivaju se na preporukama i definicijama Međunarodne organizacije rada (MOR) i zahtjevima Statističkog ureda EU (EUROSTAT), čime je osigurana međunarodna uporedivost podataka u ovoj oblasti statistike. Od 2021. godine u primjeni su nove Regulative EU broj 2019/1700 i 2019/2240 na osnovu kojih su uvedene gornje granice starosti prilikom izvođenja osnovnih karakteristika stanovništva. Za zaposlene 15-89 i za nezaposlene osobe 15-74.

Od januara 2020. godine vrši se prilagođavanje podataka iz ankete procjenama broja stanovnika koje je objavio Federalni zavod za statistiku, tako da procjene iz ankete odgovaraju totalima cijele populacije.

Zbog prelaska na kontinuirano provođenje Ankete o radnoj snazi došlo je do prekida dosadašnje serije podataka. Rezultati iz kontinuirane Ankete o radnoj snazi (od 2020. godine) nisu uporedivi sa rezultatima godišnjih anketa provedenih u prethodnim godinama (2006-2019).

U prvom kvartalu 2021. godine prema Anketi o radnoj snazi bilo je 679 hiljada zaposlenih i 179 hiljada nezaposlenih osoba. Stopa zaposlenosti iznosila je 36,6% a stopa nezaposlenosti 20,8%.

Negativan uticaj pandemije COVID-19 najviše se odrazio na kontigent radne snage tj. na smanjenje broja zaposlenih osoba i povećanje broja nezaposlenih osoba.

U odnosu na prethodni kvartal došlo je do smanjenja broja zaposlenih za 13 hiljada ili 1,9% a u odnosu na isti kvartal 2020. godine ovo smanjenje iznosi 21 hiljadu ili 3,0%.

Broj nezaposlenih osoba je povećan u prvom kvartalu 2021. godine. U odnosu na prethodni kvartal ovo povećanje iznosi 14 hiljada ili 8,5% a u odnosu na isti kvartal 2020. godine 31 hiljadu ili 20,9%.

*The data presented in this first release were obtained based on the Labour Force Survey (LFS) carried out in 2020 and the first quarter of 2021. Survey data for the first quarter were collected by direct interviews, from persons, members of households randomly selected in the sample (CAPI), whose size in the first quarter was 5,880 households. The non-response rate was 18.5%.*

*Continuous Labour Force Survey was implemented starting from January 2020. All resident members of private householdss were surveyed.*

*The main goal of this Survey is to provide data on three main, mutually exclusive segments of working age population: employed, unemployed and inactive.*

*Methodological principles behind the Survey are based on the recommendations and definitions of the International Labour Organization - ILO and requirements of the European Statistical Office - EUROSTAT, which set the standards for the international comparability of data in area of labour statistics. From 2021, the new EU Regulation No 2019/1700 and 2019/2240 is in force, on the basis of which upper age limits have been introduced when performing the basic characteristics of the population. For person in employment 15-89 and for unemployed persons 15-74.*

*From January 2020 poststratification was done i.e. adjustment of data from LFS according to population estimates published by Institute for Statistics of FBiH, so that the estimates from the Survey correspond to the totals of the entire population.*

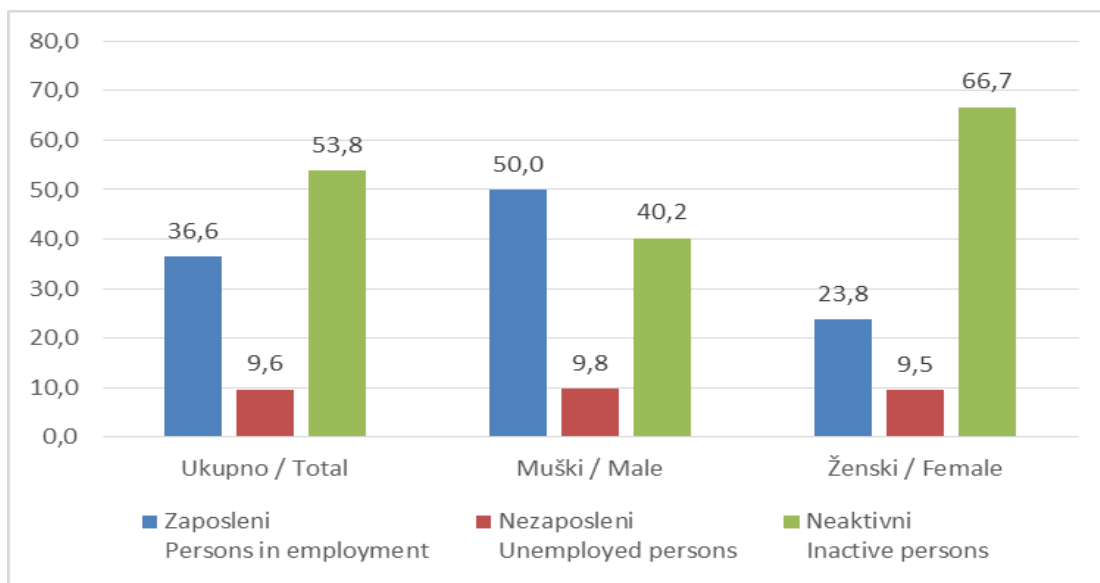
*Due to the transition to the continuous implementation of the Labor Force Survey, the current series of data was interrupted. The results from the continuous Labor Force Survey (from 2020) are not comparable with the results of annual surveys conducted in previous years (2006-2019).*

*In the first quarter of 2021, according to the Labor Force Survey, there were 679 thousand employed and 179 thousand unemployed persons. The employment rate was 36.6% and the unemployment rate was 20.8%.*

*The negative impact of the COVID-19 pandemic had the greatest impact on the labor force, ie. to reduce the number of employed persons and increase the number of unemployed persons.*

*Compared to the previous quarter, there was a decrease in the number of employees by 13 thousand or 1.9%, and compared to the same quarter in 2020, this decrease is 21 thousand or 3.0%.*

*The number of unemployed persons increased in the first quarter of 2021. Compared to the previous quarter, this increase amounts to 14 thousand or 8.5%, and compared to the same quarter in 2020, 31 thousand or 20.9%.*

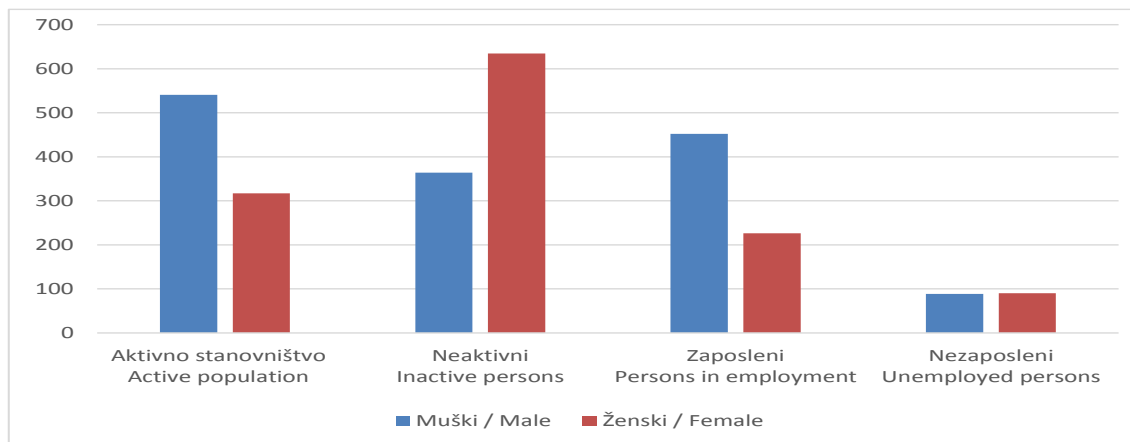
**Grafikon 1. Struktura radno sposobnog stanovništva prema aktivnosti i spolu, I kvartal 2021 (%)***Graph 1. Structure of working age population by activity and sex, I quarter 2021 (%)*

U prvom kvartalu 2021. godine u FBiH bilo je 1.856 hiljada radno sposobnog stanovništva od kojih je 858 hiljada ekonomski aktivno ili 46,2%, a 999 hiljada neaktivnih osoba ili 53,8%. Od ukupnog radno sposobnog stanovništva 679 hiljade je bilo zaposleno ili 36,6%, a 179 hiljada nezaposleno ili 9,6%. Broj zaposlenih u odnosu na četvrti kvartal 2020. godine je smanjen za 1,9%, a broj nezaposlenih je povećan za 8,5%. Ukupan broj aktivnog stanovništva se povećao u odnosu na četvrti kvartal 2020. godine za 0,1%. Stopa zaposlenosti u prvom kvartalu u odnosu na četvrti kvartal u 2020. godini smanjena je za 0,4 procentnih poena, a stopa nezaposlenosti povećana je za 1,6 procentnih poena.

Broj zaposlenih u odnosu na prvi kvartal 2020. godine je smanjen za 3,0%, a broj nezaposlenih je povećan za 20,9%. Ukupan broj aktivnog stanovništva se povećao u odnosu na prvi kvartal 2020. godine za 1,2%. Stopa zaposlenosti u prvom kvartalu u odnosu na prvi kvartal u 2020. godini smanjena je za 0,9 procentnih poena, a stopa nezaposlenosti povećana je za 3,4 procentnih poena.

*In the first quarter of 2021, there were 1,856 thousand working age population in the FBiH, of which 858 thousand were economically active or 46.2% and 999 thousand inactive people or 53.8%. Of the total working-age population 679 thousand were employed or 36.6% and 179 thousand unemployed or 9.6%. Compared to the fourth quarter of 2020, the number of employees decreased by 1.9% and the number of unemployed increased by 8.5%. The total number of active population increased compared to the fourth quarter of 2020 by 0.1%. The employment rate in the first quarter compared to the fourth quarter in 2020 decreased by 0.4 percentage points, and the unemployment rate increased by 1.6 percentage points.*

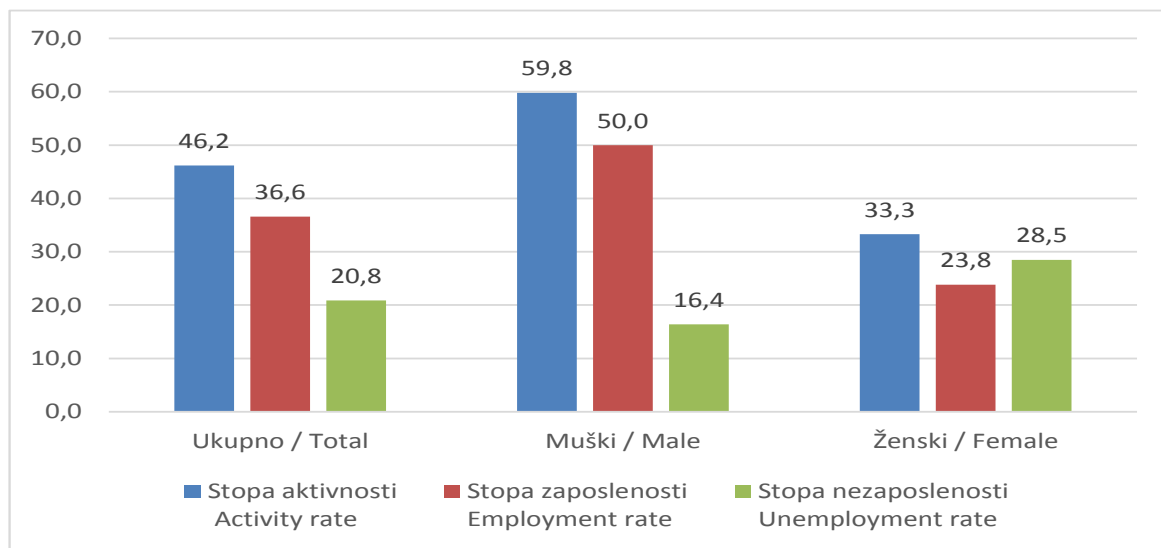
*Compared to the first quarter of 2020, the number of employees decreased by 3.0% and the number of unemployed increased by 20.9%. The total number of active population increased compared to the first quarter of 2020 by 1.2%. The employment rate in the first quarter compared to the first quarter in 2020 decreased by 0.9 percentage points, and the unemployment rate increased by 3.4 percentage points.*

**Grafikon 2. Radno sposobno stanovništvo prema aktivnosti i spolu, I kvartal 2021 (u hiljadama)***Graph 2. Working age population by activity and sex, I quarter 2021 (in "000")*

U strukturi aktivnog stanovništva 541 hiljada su muškarci ili 63,0%, a 317 hiljada su žene ili 37,0%. U strukturi zaposlenih osoba 452 hiljade ili 66,6% su muškarci dok su 227 hiljada ili 33,4% žene. Od ukupnog broja nezaposlenih osoba 89 hiljada ili 49,5% su muškarci, a 90 hiljada ili 50,5% su žene.

*In the structure of the active population, 541 thousand are men or 63.0% and 317 thousand are women or 37.0%. In the structure of employed persons, 452 thousand or 66.6% are men, while 227 thousand or 33.4% are women. Of the total number of unemployed persons, 89 thousand or 49.5% are men and 90 thousand or 50.5% are women.*

**Grafikon 3. Mjere aktivnosti stanovništva prema spolu, I kvartal 2021 (%)**  
 Graph 3. Measures of the population activity by sex, I quarter 2021 (%)



U prvom kvartalu 2021. godine stopa aktivnosti bila je 46,2%, stopa zaposlenosti 36,6% i stopa nezaposlenosti 20,8%. Posmatrano prema spolu skoro dva puta je više aktivnih muškaraca u odnosu na broj aktivnih žena. Stopa aktivnosti muškaraca bila je 59,8% dok je stopa aktivnosti žena 33,3%. Isto se odnosi i na stopu zaposlenosti koja je za muškarce bila 50,0%, a za žene 23,8%. Stopa nezaposlenosti za muškarce bila je 16,4%, a za žene 28,5%.

*In the first quarter of 2021, the activity rate was 46.2%, the employment rate 36.6% and the unemployment rate 20.8%. Observed by gender, there are almost twice as many active men as the number of active women. The male activity rate was 59.8% while the female activity rate was 33.3%. The same applies to the employment rate, which was 50.0% for men and 23.8% for women. The unemployment rate for men was 16.4% and for women 28.5%.*

#### 1. Osnovne karakteristike stanovništva prema aktivnosti i spolu

Principal population characteristics by activity and sex

u "hilj."  
in "000"

	Ukupno / Total				Muški / Male				Ženski / Female			
	I kvartal 2020 I quarter 2020	III kvartal 2020 III quarter 2020	IV kvartal 2020 IV quarter 2020	I kvartal 2021 I quarter 2021	I kvartal 2020 I quarter 2020	III kvartal 2020 III quarter 2020	IV kvartal 2020 IV quarter 2020	I kvartal 2021 I quarter 2021	I kvartal 2020 I quarter 2020	III kvartal 2020 III quarter 2020	IV kvartal 2020 IV quarter 2020	I kvartal 2021 I quarter 2021
Radno sposobno stanovništvo Working age population	1.869	1.869	1.869	1.856	910	910	910	905	959	959	959	952
Radna snaga Labour force	848	848	857	858	535	531	540	541	313	316	317	317
Zaposleni Persons in employment	700	707	692	679	457	455	453	452	243	252	239	227
Nezaposleni Unemployed persons	148	141	165	179	78	76	87	89	69	65	77	90
Neaktivni Inactive persons	1.021	1.021	1.012	999	375	378	370	364	646	643	642	635
Lica 15-64 godina Persons 15-64 years	1.533	1.533	1.533	1.519	767	767	767	760	766	766	766	759
<b>Stope / Rates (%)</b>												
Stopa aktivnosti Activity rate	45,4	45,4	45,9	46,2	58,8	58,4	59,4	59,8	32,6	33,0	33,0	33,3
Stopa zaposlenosti Employment rate	37,5	37,8	37,0	36,6	50,2	50,0	49,8	50,0	25,4	26,2	25,0	23,8
Stopa nezaposlenosti Unemployment rate	17,4	16,6	19,2	20,8	14,6	14,3	16,2	16,4	22,2	20,4	24,4	28,5
Udio stanovništva 15-64 godina Share of population 15-64 age	70,0	70,0	70,0	69,8	71,4	71,4	71,4	71,2	68,7	68,7	68,7	68,4

Aneks I / Appendix I

Intervali povjerljivosti osnovnih karakteristika stanovništva prema aktivnosti  
Confidentiality intervals for principal characteristics of the population by activity

u "hiljad."  
in "000"

	Procjena Estimation				Standardna devijacija Standard deviation				Donja 95% granica povjerljivosti Lower 95% CL				Gornja 95% granica povjerljivosti Upper 95% CL				Koefficient varijacije % Coef. of Variation %			
	I kvartal 2020 I quarter 2020	III kvartal 2020 III quarter 2020	IV kvartal 2020 IV quarter 2020	I kvartal 2021 I quarter 2021	I kvartal 2020 I quarter 2020	III kvartal 2020 III quarter 2020	IV kvartal 2020 IV quarter 2020	I kvartal 2021 I quarter 2021	I kvartal 2020 I quarter 2020	III kvartal 2020 III quarter 2020	IV kvartal 2020 IV quarter 2020	I kvartal 2021 I quarter 2021	I kvartal 2020 I quarter 2020	III kvartal 2020 III quarter 2020	IV kvartal 2020 IV quarter 2020	I kvartal 2021 I quarter 2021	I kvartal 2020 I quarter 2020	III kvartal 2020 III quarter 2020	IV kvartal 2020 IV quarter 2020	I kvartal 2021 I quarter 2021
Radno sposobno stanovništvo Working age population	1.869	1.869	1.869	1.866	0	0	0	0	1.869	1.869	1.869	1.866	1.869	1.869	1.869	1.866	0,0	0,0	0,0	0,0
Radna snaga Labour force	848	848	857	858	12	12	12	12	825	823	833	834	871	872	880	882	1,4	1,5	1,4	1,4
Zaposleni Persons in employment	700	707	692	679	12	12	12	11	677	683	669	657	724	731	716	701	1,7	1,7	1,7	1,6
Nezaposleni Unemployed persons	148	141	165	179	9	8	9	11	129	125	147	158	166	166	182	200	6,4	5,5	5,5	5,9
Neaktivni Inactive persons	1.021	1.021	1.012	999	12	12	12	12	998	997	988	975	1.044	1.045	1.035	1.023	1,1	1,2	1,2	1,2
Lica 15-64 godina Persons 15-64 years	1.533	1.533	1.533	1.519	0	0	0	0	1.533	1.533	1.533	1.519	1.533	1.533	1.533	1.519	0,0	0,0	0,0	0,0
<b>Stopa / Rates (%)</b>																				
Stopa aktivnosti Activity rate	45,4	45,4	45,9	46,2	0,6	0,7	0,6	0,7	44,2	44,1	44,6	44,9	46,6	46,6	47,1	47,5	1,4	1,5	1,4	1,4
Stopa zaposlenosti Employment rate	37,5	37,8	37,0	36,6	0,6	0,7	0,6	0,6	36,2	36,6	35,8	35,4	38,7	39,1	38,3	37,7	1,7	1,7	1,7	1,6
Stopa nezaposlenosti Unemployment rate	17,4	16,6	19,2	20,8	1,0	0,9	1,0	1,1	15,4	14,9	17,3	18,7	19,5	18,3	21,2	23,0	6,0	5,2	5,2	5,3

## METODOLOŠKA OBJAŠNJENJA

### Prikupljanje podataka

Anketa o radnoj snazi je prvi puta u Bosni i Hercegovini provedena 2006. godine i do 2019. godine se provodila kao godišnje istraživanje. Rezultati su se publikovali jedanput godišnje. U toku 2019. godine statističke institucije u BiH su provele Pilot istraživanje "Kontinuirana anketa o radnoj snazi" i time stvorile preduslove za tranziciju Ankete o radnoj snazi u kontinuirano istraživanje, što je u skladu sa zahtjevima EU. Zbog toga se od 2020. godine Anketa provodi kontinuirano, odnosno jedan dio domaćinstava izabranih u uzorak se anketira svake sedmice. Na ovaj način svaka sedmica u kvartalu a time i u godini je referentna i provedbena sedmica. Podaci koji se prikupljaju na terenu dostavljaju se sedmično u centralu Federalnog zavoda za statistiku. Planirano je da se rezultati objavljuju u kvartalnoj dinamici.

Od 2006. do 2019. godine anketa se provodila i podaci su se prikupljali putem papirnog upitnika (PAPI - papirni upitnik koji se popunjavao direktnim anketiranjem domaćinstva). Od 2020. godine uvedene su nove, naprednije metode anketiranja, odnosno CAPI (putem laptopa direktnim kontaktom sa domaćinstvom) i CATI (putem telefona).

CAPI je anketiranje pomoću laptopa ali direktnim kontaktom sa domaćinstvom. Umjesto na papir podaci se unose kroz aplikaciju instaliranu na laptopu. Na ovaj način se anketiraju sva domaćinstva iz uzorka koja su izabrana prvi put, zatim domaćinstva koja se ponovljeno anketiraju a ne posjeduju telefon ili ne žele dati isti i domaćinstva koja su u prethodnom anketiranju bila neodziv bilo da su odbila učešće u anketi ili su bila neodziv iz drugih razloga.

CATI je anketiranje koje se obavlja putem telefona iz centrale Federalnog zavoda za statistiku. Na ovaj način se anketiraju domaćinstva koja se ponovljeno anketiraju a koja su u prvom anketiranju dala broj telefona.

CAPI anketiranje provode anketari koji obilaze domaćinstva svake sedmice prema rasporedu domaćinstava u uzorku a CATI anketiranje provode operateri sa jednog mjesta.

Tajnost svih prikupljenih podataka osigurana je na osnovu Zakona o statistici ("Službene novine FBiH" br. 63/03 i 9/09). Prikupljeni podaci upotrebljavaju se isključivo za statističke svrhe.

Od početka 2020. anketiranje putem laptopa na terenu provodi oko 30 anketara. Prikupljene podatke anketari sa laptopa jedanput sedmično dostavljaju na server u centralu FZS. Prikupljene podatke kontrolišu predmetni statističari Odsjeka za statistiku tržišta rada.

Telefonsko anketiranje provode dva operatera iz sale za telefonsko anketiranje u centrali FZS u Sarajevu uz nadzor predmetnih statističara.

Šifriranje zahtijevanih polja u bazi provode dva šifranta uz nadzor predmetnih statističara.

### Osnovni koncepti i definicije

Anketa o radnoj snazi mjeri ekonomsku aktivnost stanovništva u kratkom razdoblju posmatranja od jedne sedmice. Referentna sedmica za anketu koja se u BiH provodi od 2020. godine je svaka sedmica u godini.

Od 2021. godine u primjeni je nova Regulativa EU broj 2019/1700 i 2019/2240 na osnovu koje su uvedene gornje granice starosti prilikom izvođenja osnovnih karakteristika stanovništva. Za zaposlene 15-89 i za nezaposlene osobe 15-74.

**Jedinica posmatranja** je privatno domaćinstvo/kućanstvo koje živi u stambenoj jedinici izabranoj u uzorak, a jedinica anketiranja je svaki član izabranog domaćinstva/kućanstva.

## NOTES ON METHODOLOGY

### Data collection

*The Labor Force Survey in Bosnia and Herzegovina was for the first time conducted in 2006 and until 2019 was conducted as an annual survey. The results were published once a year. During 2019, statistical institutions in BiH conducted the Pilot Survey "Continuous Labor Force Survey" and thus created the preconditions for the transition of the Labor Force Survey into a continuous survey, which is in line with EU requirements. Therefore, since 2020, the Survey has been conducted continuously, i.e. one part of the households selected in the sample is surveyed every week. In this way, each week in the quarter and thus in the year is a reference and implementation week. Data collected in the field are submitted weekly to the headquarters of the Institute for statistics of Federation BiH. It is planned that the results will be published in quarterly dynamics.*

*From 2006 to 2019 data were collected through a paper questionnaire (PAPI - Paper-Assisted Personal Interview). Since 2020, new, more advanced survey methods have been introduced, namely CAPI (Computer-Assisted Personal Interview) and CATI (Computer-Assisted Telephone Interview).*

*The CAPI method includes interviewing on laptops "face to face". Instead of on paper, data is entered through an application installed on the laptop. In this way are interviewed all households selected to sample for the first time, households that are re-surveyed and did not own a telephone number or did not want to give it and households which did not want, for whatever reason, to be interviewed.*

*The CATI method (Computer-Assisted Telephone Interview) includes interviewing by phone from the CATI Center. All households that provided a telephone number in the first interviewing are interviewed in this way.*

*The CAPI survey is conducted by interviewers who visit households each week according to the schedule of households in the sample and the CATI survey is conducted by operators from one place.*

*On the basis of the Law on Official Statistics (Official Gazete of FBiH 63/03 and 9/09), all information given by interviewed persons are confidential. The data collected are used for statistical purposes only.*

*Since the beginning of 2020, field interviewing by laptops has been carried out by approximately 30 interviewers. The interviewers submit the collected data from the laptop once a week to the server in the central FZS. The collected data are controlled by the subject matter statisticians of the Department of Labor Market Statistics.*

*Telephone interviewing is carried out by two operators in the CATI Center in Sarajevo. Work of operators is controlled by subject matter statisticians.*

*The coding of the required fields in the database is performed by two coders under the supervision of subject matter statisticians.*

### Basic concepts and definitions

*The Labour Force Survey measures the economic activity of the population in a short survey period of one week. The reference week for the Survey, which has been carried out in the BiH since the beginning of 2020, is every week throughout the year.*

*From 2021, the new EU Regulation No 2019/1700 and 2019/2240 is in force, on the basis of which upper age limits have been introduced when performing the basic characteristics of the population. For person in employment 15-89 and for unemployed persons 15-74.*

*The observation unit is a private household living in a housing unit randomly selected to the sample, while the survey unit is a member of the selected household.*



Uzorkom nisu obuhvaćena kolektivna domaćinstva/kućanstva (studentski i đački domovi, domovi za djecu i omladinu ometenu u razvoju, domovi za socijalno ugroženu djecu, domovi za penzionere, stare i iznemogle osobe, manastiri, samostani i sl.).

Osnovni sociodemografski podaci prikupljeni su o svim osobama u izabranim domaćinstvima/kućanstvima, dok se podaci o radnoj aktivnosti odnose na osobe starosti 15 i više godina.

**Domaćinstvom/kućanstvom** se smatra svaka porodična ili druga zajednica osoba koje se izjasne da zajedno stanuju i zajednički troše svoje prihode za podmirivanje osnovnih životnih potreba.

Domaćinstvo/kućanstvo može biti:

(a) dvije ili više osoba, bez obzira na njihovu srodnost, koje dijele isti stambeni prostor i koje zajednički nabavljaju i troše hranu (višečlano domaćinstvo) i

(b) jedna osoba, koja u stambenom prostoru živi sama, ili živi sa drugim osobama, ali ne sudjeluju u zajedničkom nabavljanju i trošenju hrane (jednočlano domaćinstvo).

**Radno sposobno stanovništvo** čine osobe starosti 15-89 godina. Radno sposobno stanovništvo se sastoji od zaposlenih (15-89), nezaposlenih (15-74) i neaktivnih osoba (15-89).

**Zaposleni** su osobe starosti 15-89 godina, koje su u referentnoj sedmici obavljale bilo kakav posao za novac ili plaćanje u naturi. To su svi zaposlenici, samozaposlene osobe i članovi porodice koji pomažu u poslovnom subjektu u vlasništvu člana porodice ili u nekom drugom obliku porodične djelatnosti i osobe koje su radile za naknadu prema ugovoru, za direktno plaćanje u novcu ili naturi. Pod zaposlenom osobom smatraju se sve osobe koje su u referentnoj sedmici radile barem jedan sat bez obzira na njihov formalni status i način plaćanja za obavljeni rad. Tako zaposleni u Anketi o radnoj snazi može biti penzioner, student i domaćica.

Zaposleni su i svi zaposlenici ili samozaposlene osobe koje su u referentnoj sedmici bile odsutne s posla, a vratit će se na posao kod istog poslodavca ili na istu aktivnost nakon što prestane razlog za odsutnost. Prema EU definicijama, koje su primijenjene u ARS 2021, osobe imaju posao na koji će se vratiti ukoliko njihova odsutnost sa posla traje do 3 mjeseca (uključujući i 3 mjeseca), ili ukoliko traje duže od tri mjeseca, a za to vrijeme primaju plaću u iznosu 50% ili višem. Osobe koje su odsutne sa posla iz razloga bolesti, trudničkog ili porodičnog bolovanja uključuju se u zaposlene osobe, bez obzira na dužinu odsustva sa posla.

**Zaposlenici** su osobe koje rade za poslodavca u državnom ili privatnom sektoru i za svoj rad primaju plaću ili naknadu u novcu ili naturi.

**Samozaposleni** su poslodavci koji upravljaju poslovnim subjektom i zapošljavaju jednog ili više zaposlenika te osobe koje rade za vlastiti račun i ne zapošljavaju zaposlenike.

**Pomažući članovi** jesu osobe koje nisu zaposlenici ili samozaposleni, a rade u poslovnom subjektu koji je u vlasništvu člana porodice i za svoj rad ne primaju naknadu.

**Nezaposleni** su osobe starosti 15-74 godine, koje zadovoljavaju sljedeća tri kriterija:

- u referentnoj sedmici nisu obavljale nikakav posao za novac ili plaćanje u naturi
- u posljednja četiri sedmice prije anketiranja aktivno su tražile posao
- ponuđeni posao mogle bi početi obavljati u iduće dvije sedmice.

Toj grupi pripadaju i osobe koje su našle posao koji će uskoro početi da rade.

**Aktivno stanovništvo ili radnu snagu** čine zaposlene i nezaposlene osobe.

**Neaktivno stanovništvo** čine osobe koje, prema metodologiji i definicijama koje su primijenjene u ovoj anketi, nisu niti zaposlene niti nezaposlene.

*The survey did not include collective households (university dormitories, homes for physically and mentally handicapped children and youth, nursing homes, retired persons' homes, orphanages, monasteries, convents, etc.).*

*The basic social and demographic data were gathered on all the persons of the selected households, while the data on employment relate to persons of 15 or more years of age.*

**A household** is each family or other union of persons who state that they live together and spend their income together to pay for the basic living expenses.

*A household can be:*

*(a) Two or more persons, irrespective of their family relations, sharing the same living area, who usually buy and consume food together (multi-member household) and*

*(b) One person living in a housing unit alone, or living with other people, without taking part in the purchase and consumption of food with them (one-member household).*

**Working-age population** is comprised of persons aged 15-89 years. The working age population consists of employed (15-89), unemployed (15-74) and inactive persons (15-89).

**Persons in employment** are those aged 15-89, who were engaged in any work for payment in cash or in kind during the reference week. Those are employees, the self-employed and unpaid family members who are helping in some kind of family business (family enterprise, firm, craft, free-lance, farm) or some other kind of gainful activity, as well as persons who worked on contract, for direct payment in cash or kind. Therefore, in this Survey employed are all persons who worked for at least one hour in the reference period, irrespective of their formal status or means of payment. In this way, a retired person, a student or a housewife can also be classified as employed.

*Persons in employment are also those who were absent from work during the reference week, but have a job on which they can return to with the same employer after the reason for absence no longer existed. According to the EU definition, used in the LFS 2021, persons have a job to return to, if their absence from work lasts up to 3 months (including 3 months), or if it lasts longer than three months, but during that time receive a salary 50% or more. Person who are absent from work for reasons of illness, pregnancy or maternity leave are included in the employed persons, regardless of the length of absence from work.*

**Persons in paid employment** (employees) are those who work for an employer in the state or private sector and are paid for their work in cash or kind.

**Self-employed persons** are employers who run an enterprise and employ one or more employees, as well as own-account workers who have no employees.

**Unpaid family workers** are those who are not in paid employment or self-employment, but work in an enterprise owned by a family member and do not receive a payment for their work.

**Unemployed persons** are those aged 15-74 years, who meet the following three criteria:

- In the reference period did not work for payment in cash or kind;*
- Were actively seeking work during four weeks prior to the Survey, and*
- Were currently available for work within the next two weeks.*

*Those who have found a job to start in the near future are also included.*

**Active population or the labour force** comprises employed or unemployed.

**Inactive population** consists of persons who are neither employed nor unemployed.

U neaktivno stanovništvo spadaju i osobe mlađe od 15 godina starosti kao i starije od 89 godina ali ove neaktivne osobe ne pripadaju radno sposobnom stanovništvu.

**Ciljano stanovništvo** koje se prati Anketom određuje se prema prisutnosti članova u intervjuisanom domaćinstvu. Pri određivanju prisutnosti prihvaćeno je načelo "de facto" stanovništva koje isključuje članove domaćinstva sa boravištem na drugoj adresi duže od 12 mjeseci, a ne uključuje privremeno prisutne članove drugog domaćinstva. Anketom nisu obuhvaćena kolektivna domaćinstva kao što su studentski domovi, domovi za smještaj starijih i sl.

**Stopa aktivnosti** je procentualno učešće aktivnog stanovništva (radne snage) u radno sposobnom stanovništvu.

**Stopa zaposlenosti** je procentualno učešće zaposlenih u radno sposobnom stanovništvu.

**Stopa nezaposlenosti** je procentualno učešće nezaposlenih u aktivnom stanovništvu (radnoj snazi).

Federalni zavod za statistiku na osnovu raspoloživih podataka iz administrativnih izvora i podataka Ankete o radnoj snazi, objavljuje dvije različite stope nezaposlenosti i podatke o aktivnom stanovništvu ili radnoj snazi.

Federalni zavod za statistiku uz anketne podatke objavljuje i podatke o zaposlenosti i nezaposlenosti iz administrativnih izvora.

### Klasifikacije

Prilikom šifriranja i obrade podataka dobijenih ovom Anketom, korištene su sljedeće klasifikacije:

- (a) **Klasifikacija djelatnosti KD BiH 2010**, koja sadržajno i strukturno u potpunosti odgovara EU statističkoj klasifikaciji djelatnosti NACE Rev. 2;
- (b) **Klasifikacija zanimanja KZ FBiH 2008**, koja sadržajno i strukturno u potpunosti odgovara EU statističkoj klasifikaciji zanimanja ISCO-08;
- (c) **Klasifikacija područja obrazovanja**, (FOET 2013).

### Obuhvat i usporedivost

Kao okvir za izbor uzorka prije 2020. godine poslužili su podaci iz ažuriranja okvira uzorka iz 2006. i 2009. godine.

Za izbor uzorka za ARS 2021 korišten je okvir koji se ažurira kvartalno.

### Nacrtni uzorka

Anketa o radnoj snazi se provodi na slučajnom uzorku privatnih domaćinstava. Od 2006. do 2019. godine uzorak za Anketu bio je posebno definisan za svaku godinu, tj. nije bilo ponovljenog anketiranja odnosno panelnog dijela uzorka. Od 2020. godine uvedena je panelna komponenta u nacrt uzorka te se domaćinstva ponovljeno anketiraju četiri puta.

Domaćinstva se anketiraju u dva zastopna kvartala, izostavljaju iz uzorka naredna dva kvartala te ponovo anketiraju u još dva zastopna kvartala, rotaciona šema 2-(2)-2. Na ovaj način se omogućava vremensko praćenje i posmatranje promjena stanja na tržištu rada, i to u tromjesečnoj i godišnjoj dinamici.

Kao okvir za izbor uzorka koristi se Glavni okvir uzorka koji je stratifikovan prema tipu naseljenog mjesta (gradsko i ostalo).

Dizajn uzorka je dvoetafni stratifikovani. Uzorak je podijeljen na 4 nezavisno odabrana poduzorka, rotacijske grupe ili panela.

Primarne jedinice uzorkovanja (PSU) u Glavnom okviru su teritorijalne jedinice sastavljene od jednog ili nekoliko susjednih popisnih krugova.

The inactive population includes persons younger than 15 years of age as well as those older than 89 years, but these inactive persons do not belong to the working age population.

**Target population** covered by the Survey is determined by the presence of interviewed household members in the household. The definition of presence is based on the "de facto" principle, which excludes household members living at some other address for more than 12 months, as well as temporarily present members of another household. The Survey does not cover collective households such as student homes, homes for the elderly etc.

**Activity rate** represents the labour force as a percentage of the working-age population.

**Employment rate** represents persons in employment as a percentage of working-age population.

**Unemployment rate** represents unemployed persons as a percentage of the labour force.

The Institute for statistics of Federation BiH, based on the data available from administrative sources and the Labour Force Survey, has published two differently defined unemployment rates and related data on active population or labour force.

Besides survey data, the Institute for statistics of Federation BiH publishes data on employment and unemployment from administrative sources.

### Classifications

In the coding and processing of the data gathered in this Survey, the following classifications were used:

- (a) **Classification of Economic Activities KD BiH 2010**, is in its content and structure harmonized with EU Classification of Economic Activities NACE Rev2.;
- (b) **Classification of Occupation KZ FBiH 2008**, is in its content and structure harmonized with EU Classification of Occupation ISCO-08;
- (c) **Classification of Areas of Education**, (FOET 2013).

### Coverage and comparability

Data from updated master sample from 2006 and 2009 were used as a sample frame in the period before 2020.

As a framework for sample selection for LFS 2021 was used master sample updated quarterly.

### Sample design

The Labour Force Survey is based on the random sample of private households. In the period from 2006 to 2019, the sample was separately defined for each period, that is, the interviews were not repeated, which means that the sample did not have a panel component. Since 2020, the panel component has been introduced in the sample design and households have been repeatedly interviewed four times.

Households are interviewed in two consecutive quarters, left out in the following two quarters and interviewed again in two consecutive quarters, rotation scheme 2-(2)-2. In this way, it is possible to observe flows on the labour market through time in quarterly and annual dynamics.

The Main Sample Frame is used as a frame, The sample frame is stratified by type of settlement (urban and other settlement).

The sample design is two-stage stratified. The sample was divided into four independently selected subsamples, rotating groups or panels.

The primary sampling units (PSU) in the Main Sample Frame are territorial units formed grouping of one or several neighbouring enumeration area.

Za njihov izbor primijenjena je metoda uzorka sa vjerovatnoćom proporcionalnoj veličini (PPS), pri čemu je kao mjera veličine PSU korišten broj stambenih jedinica (nastanjenih i nenastanjenih) iz baze Popisa stanovništva, domaćinstava i stanova 2013. godine.

Sekundarne jedinice izbora uzorka (SSU) – stambene jedinice nastanjene privatnim domaćinstvima, iz pomenutog okvira su birane su metodom slučajnog uzorka

U prvom kvartalu 2021. godine u uzorak je izabrano 5.880 domaćinstava. Anketirali su svi rezidentni članovi izabranih privatnih domaćinstava.

## Ponderisanje

Procedura ponderisanja provodi se radi izračuna procjena za cijelu populaciju. Time se kompenzira utjecaj dizajna i veličine uzorka, te uticaj neodgovora domaćinstava na Anketi.

U prvoj fazi ponderisanja izračunati su ponderi izbora jedinica u uzorak iz obje etape uzorkovanja (PSU i SSU). U drugoj fazi se vrši korekcija pondera zbog neodgovora jedinica iz uzorka. U finalnoj fazi, ponderi se kalibriraju na procjene stanovništva po petogodišnjim starosnim skupinama i spolu, tako da procjene iz Ankete odgovaraju totalima cijele populacije.

## Usporedivost anketnih i administrativnih podataka

Definicija radne snage u Anketi o radnoj snazi polazi od stvarne uključenosti pojedinca na tržištu rada, u referentnoj sedmici, bez obzira na njegov formalni status.

Definicija radne snage iz administrativnih evidencija polazi od formalnog, registrovanog statusa osoba.

Iz ovog proizilazi da administrativni podaci obuhvataju samo registrovane zaposlene osobe, dok ARS obuhvata ukupnu zaposlenost, koja se izvodi na osnovu statusa osobe u aktivnosti u sedmici posmatranja. Preciznije rečeno, ARS obuhvata, pored formalno zaposlenih osoba, i kategorije zaposlenih koje ne obuhvataju administrativni izvori podataka: samozaposleni u poljoprivredi, neplaćeni pomažući članovi domaćinstva, zaposleni po ugovoru o djelu, privremeno ili povremeno zaposleni i zaposleni u neformalnoj ekonomiji.

Administrativni podaci o nezaposlenim osobama sadrže ukupan broj nezaposlenih koji se vode u evidencijama Federalnog zavoda za zapošljavanje, dok se podaci o nezaposlenosti iz Ankete o radnoj snazi izvode iz podataka koji su prikupljeni anketiranjem osoba u domaćinstvima, prema definicijama MOR-a.

Usporedivost podataka je ograničena iz sljedećih razloga:

**Izvor podataka:** administrativni podaci se temelje na propisanim evidencijama i na formalnom statusu osoba, dok se anketni podaci temelje na podacima dobijenim direktnim anketiranjem osoba u okviru domaćinstava izabranih slučajnim uzorkom.

**Izveštajna jedinica:** jedinica izvještavanja za prikupljanje administrativnih podataka su poslovni subjekti koji posluju na teritoriji Federacije BiH i Federalni zavod za zapošljavanje, dok je anketna jedinica izvještavanja svaki član slučajno izabranog domaćinstava.

**Period posmatranja:** administrativni podaci se odnose na zadnji dan u mjesecu, dok se anketni podaci odnose na aktivnost ispitanika u referentnoj sedmici/tjednu.

**Metod prikupljanja:** podaci o zaposlenosti iz administrativnih izvora od 2017. godine dobijaju se od Porezne uprave FBiH dok se podaci o nezaposlenosti preuzimaju od Federalnog zavoda za zapošljavanje. Anketni podaci prikupljaju se direktnim anketiranjem osoba koji su članovi domaćinstava izabranih u uzorak.

*For their selection, the sample method with probability proportional size (PPS) was applied, where the number of dwelling units (occupied and un occupied) was used as a measure of the size of PSU.*

*Secondary units of sample (SSU) – dwelling units occupied by private households, from the mentioned frame were selected by the method of random sampling.*

*In the first quarter of 2021, in the sample 5.880 households were selected. All resident members of selected private households were interviewed.*

## Weighting

*The weighting procedure is carried out in order to calculate the estimate for the whole population. This procedure provides for the compensation of the design and sample size impact as well as the impact of the non-response of households to the Survey.*

*In the first phase of the weighting procedure, weights from both sampling stage were calculated (PSU and SSU). In the second stage weights was adjusted for non-response. In the final phase, weights are calibrated to population estimates by five-year age groups and gender, so that the estimates from the Survey correspond to the totals of the entire population.*

## Comparability of survey and administrative data

*Definition of labour force in the Labour Force Survey starts from the actual involvement of an individual at the labour market, in the reference week, irrespective of his/her formal status.*

*Definition of labour force from administrative records starts from formal, registered status of persons.*

*Thus, administrative data cover only registered employed persons, while the LFS covers total employment, which is derived from the status of person in activity in one reference week. More precisely, the LFS covers the following categories which are not covered by administrative data sources: self-employed in agriculture, unpaid supporting household members, employees under temporary service contracts, occasional and temporary employees, and employees in informal economy.*

*Administrative data on unemployed persons include all unemployed persons registered at the Employment Offices of FBiH, while data on unemployment from LFS are derived according to ILO definitions.*

*Comparability of the data is limited due to the following reasons:*

**Source of data:** *administrative data are based on the real administrative evidences and formal status of persons, while survey data are based on the data collected in direct interviews within the households selected randomly.*

**Reporting unit:** *the reporting unit for collection of administrative data are the business entity on the territory of Federation BiH and Employment Office of Federation BiH, whereas the survey reporting unit is each member of a randomly selected household.*

**Observation period:** *administrative data refer to the last day of the month, whereas the Survey data refer to the activity of the respondent in the reference week.*

**Data collection methods:** *data on employment from the administrative sources since 2017 have been collected from Tax authority while data on unemployment have been collected from Federal Employment Service. Survey data are collected in direct interviews, from persons, members of households randomly selected in the sample.*



**Periodika obrade:** administrativni podaci se obrađuju mjesečno, dok se rezultati Ankete o radnoj snazi obrađuju u kvartalnoj periodici.

**Definicije zaposlenosti i nezaposlenosti:** administrativni podaci obuhvataju samo osobe koje se vode u službenim evidencijama, dok anketni podaci u zaposlene osobe uključuju sve osobe koje su obavljale bilo kakvu aktivnost u referentnoj sedmici/tjednu za koju su plaćene, bez obzira na njihov formalni status. Pored formalno zaposlenih osoba ova kategorija uključuje i vlasnike poljoprivrednih imanja i neplaćene pomažuće članove domaćinstva i osobe koje su u sedmici posmatranja obavljale bilo kakav posao za zaradu (u novcu ili naturi), profit itd.

U nezaposlene osobe, prema Anketi o radnoj snazi, spadaju sve osobe koje zadovoljavaju EU kriterije za njihovo svrstavanje u nezaposlene osobe, bez obzira na to da li se u isto vrijeme vode u evidencijama službi za zapošljavanje.

#### Znakovi:

- ( ) podatak je manje siguran, ( $10\% \leq CV < 20\%$ )
- (( )) podatak je nesiguran, ( $20\% \leq CV < 30\%$ )
- . podatak je ekstremno nesiguran ( $CV \geq 30\%$ )
- nema pojave

#### Napomena

Zbog zaokruživanja decimala u nekim slučajevima u ovom saopćenju zbir procenata nije jednak 100.

**Processing Period:** administrative data are processed monthly, while the results of the Labor Force Survey are processed in quarterly periods.

**Definitions of employment and unemployment:** administrative data only encompass persons formally employed with employment contracts, while the Labour Force Survey covers all persons who performed any paid activity in reference week, irrespective of their formal status. Besides formally employed people this category includes also: owners of farms, unpaid family workers and persons working under contracts for work or for direct payment, i.e. persons who in the reference week (from Monday to Sunday) performed any work for payment (in money or in kind), profit or family gain, regardless of their formal status.

The unemployed, according to the LFS, include all persons who meet the EU criteria to classify the unemployed, regardless whether are registered at the Employment Office.

#### Symbols:

- ( ) less accurate estimate, ( $10\% \leq CV < 20\%$ )
- (( )) inaccurate estimate, ( $20\% \leq CV < 30\%$ )
- . not zero but extremely inaccurate data, ( $CV \geq 30\%$ )
- no occurrence

#### Note

Due to the rounding of decimal numbers in some cases in this Release the sum of the percentages is not equal to 100.

**Izdaje Federalni zavod za statistiku FBiH, 71000 Sarajevo, Zelenih beretki 26**  
*Published by the Institute for Statistics of FBiH, 71000 Sarajevo, Zelenih beretki 26*

**Telefon/Phone: +387 (33) 20 64 52, Fax: +387 (33) 22 61 51**  
Elektronska pošta/E-mail: [fedstat@fzs.ba](mailto:fedstat@fzs.ba), Internetska stranica/Web site: <http://www.fzs.ba>

#### Odgovorne osobe:

*Person responsible:*

**Samka Avdić, šef Odsjeka za statistiku tržišta rada**  
*Samka Avdić, Head of Department for Labour Market Statistics*

**Hidaeta Čolović, pomoćnik direktora sektora za statistiku stanovništva i društvene statistike**  
*Hidaeta Čolović, Assistant director of Department for Population and Social Statistics*

**Doc. dr. Emir Kremić, direktor**  
*Assist. Prof. Dr. Emir Kremić, Director General*

**Pripremili: Anes Smailbegović, Emina Šabanadžović**  
*Prepared by: Anes Smailbegović, Emina Šabanadžović*

**Molimo korisnike da prilikom korišćenja podataka navedu izvor**  
*Those using data from this issue are requested to state the source*

**Podaci iz ovog saopćenja objavljuju se na internetu**  
*First Release data are published on the Internet*