

AGENCIJA ZA STATISTIKU BOSNE I HERCEGOVINE
AGENCY FOR STATISTICS OF BOSNIA AND HERZEGOVINA



SAOPŠTENJE

FIRST RELEASE



Molimo korisnike da prilikom upotrebe podataka obavezno navedu izvor
Users are kindly requested to mention the data source

GODINA/ YEAR V

SARAJEVO, 15.07.2010.

BROJ/ NUMBER 1

PRETHODNI PODACI

The Preliminary Data

ANKETA O RADNOJ SNAZI

LABOUR FORCE SURVEY

2010

Sarajevo, juli 2010

Krajem aprila 2010. godine provedena je, peti put, Anketa o radnoj snazi u Bosni i Hercegovini na uzorku od 10.502 domaćinstava, od čega u Federaciji BiH 5.897, u Republici Srpskoj 3.603 i u Distriktu Brčko 1.002 domaćinstva. Intervjuisane su sve osobe u uzorkom izabranim domaćinstvima koja su prihvatila intervju. Stopa neodziva bila je 11,1%, odnosno prikupljeni su podaci o ekonomskoj aktivnosti i ostalim karakteristikama stanovništva za 9.332 domaćinstva.

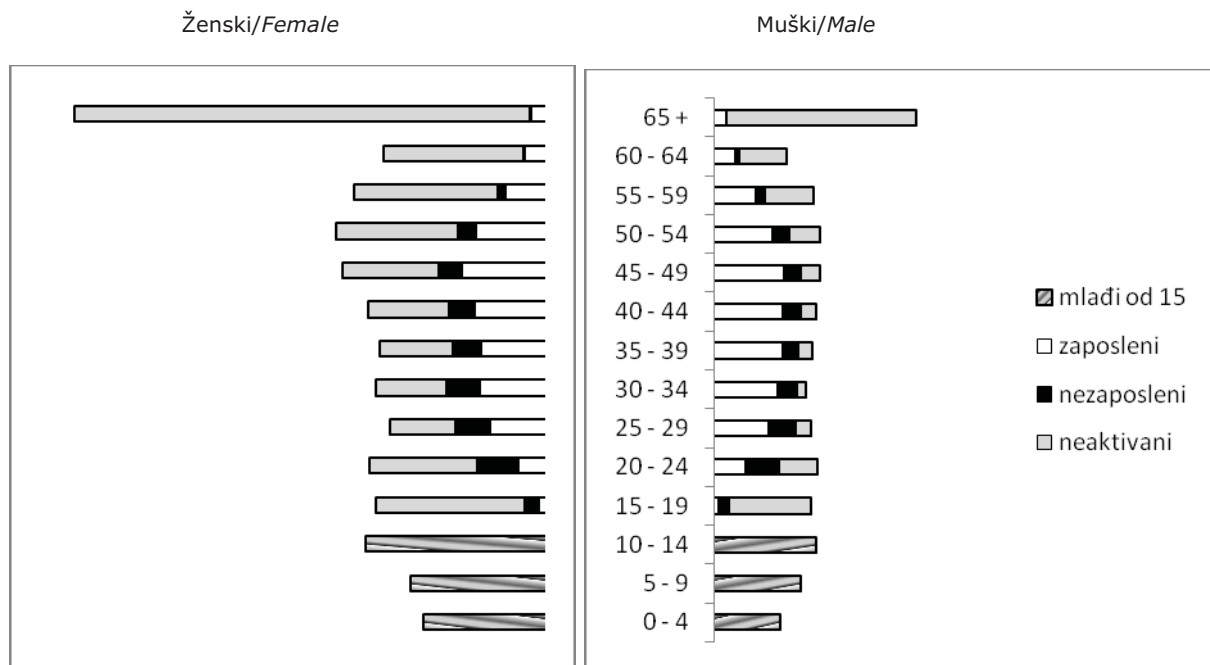
Prema ovim podacima u BiH radnu snagu (ekonomski aktivno stanovništvo) je činilo 1.157.940 osoba, dok je broj neaktivnih bio 1.438.761 osoba. U okviru radne snage bilo je 842.831 zaposlenih i 315.110 nezaposlenih osoba. U okviru zaposlenih osoba bilo je 47.542 neplaćenih pomažućih članova obitelji.

Labour force survey was carried out the fifth time in B&H in April 2010. year, in the sample of 10,502 households in B&H, where in Federation B&H were 5,897 households, in Republic of Srpska were 3,603 and in Brcko District were 1,002 households. Interview was carried out with all individuals usually living in the selected households who accepted interview. Nonresponse rate was 11.1%. In B&H interview was accepted in 9,332 households. Data collected from these households relate to economic activity and other characteristics of target population.

According to these data in B&H labour force numbered 1,157,940 persons and there were 1,438,761 inactive persons. Among the labour force there were 842,831 persons in employment and 315,110 unemployed persons. Among persons in employment there were 47,542 unpaid family workers.

Slika 1: Stanovništvo prema spolu i starosnim grupama

Chart 1: Population by sex and age groups



Stopa nezaposlenosti bila je 27,2% (25,6% za muškarce i 29,9% za žene), dok je u istom periodu 2009. godine iznosila 24,1% (23,1% za muškarce i 25,6% za žene). Stopa nezaposlenosti bila je najviša među mladim osobama starosti 15 do 24 godine, te je iznosila 57,5% (55,1% za muškarce i 61,3% za žene).

Stope aktivnosti i zaposlenosti prema podacima ARS 2010 su iznosile 44,6% i 32,5%, dok su u 2009. godini bile 43,6% i 33,5%. Stope su bile značajno više za muškarce nego za žene.

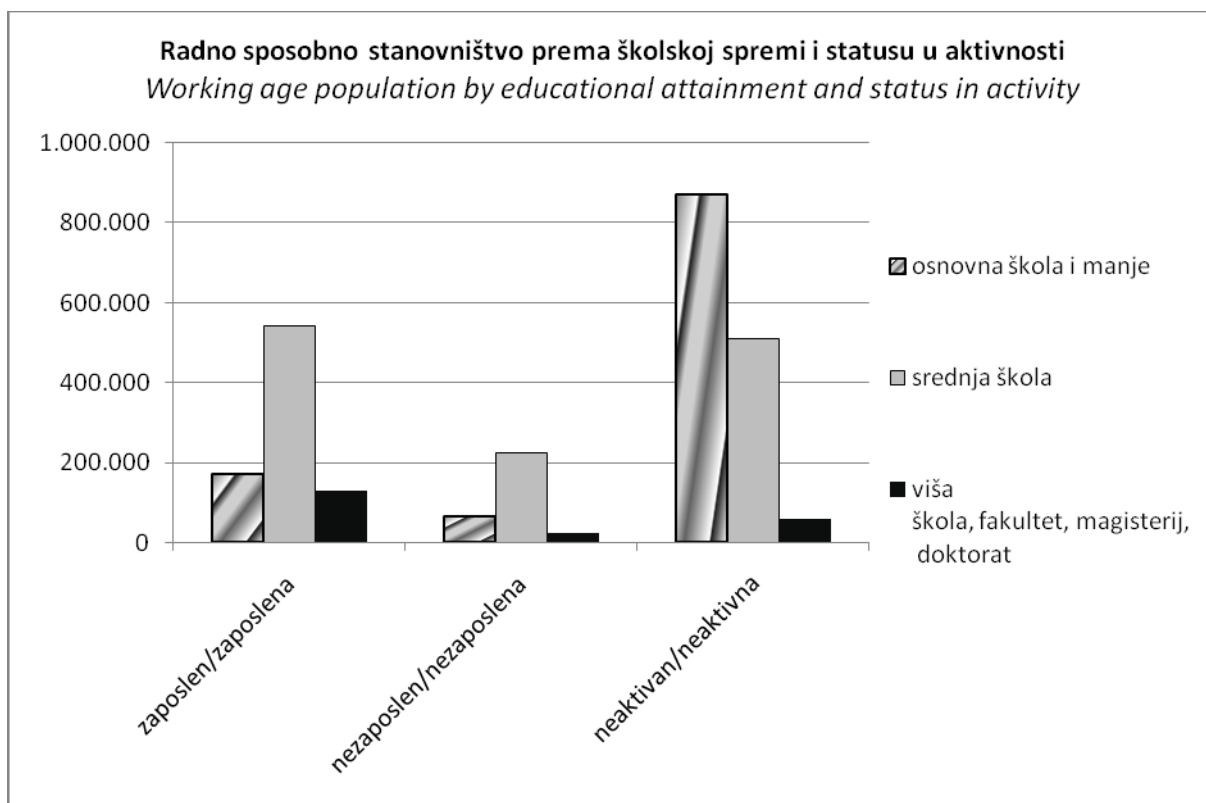
Stope aktivnosti i zaposlenosti su bile najviše u starosnoj grupi 25 do 49 godina (70,6% i 52,5%).

The unemployment rate was 27.2% (25.6% for men and 29.9% for women), while in the same period 2009 year it was 24.1% (23.1% for men and 25.6% for women). Unemployment rate was the highest among young persons aged 15 to 24 years. It was 57.5% (55.1% for men and 61.3% for women).

The activity and employment rates in LFS 2010 were 44.6% and 32.5%, while in the same period 2009 year that were 43.6% and 33.5%. Both rates were higher for men than for women. The activity and the employment rates were by far the highest in the age group 25 to 49 years (70.6% and 52.5%).

Slika 2: Radno sposobno stanovništvo prema školskoj spremi i statusu u aktivnosti

Chart 2: Working age population by educational attainment and status in activity



Podaci pokazuju da u BiH ispod polovine radno sposobnog stanovništva čine aktivne osobe, tj. one koje se na tržištu rada javljaju kao zaposlene i nezaposlene osobe.

Obrazovna struktura zaposlenih osoba pokazuje da najveći udio (64,3%) ima završenu srednju školu, slijede zaposleni s osnovnom školom ili nižim obrazovanjem (20,3%) i 15,4% akademski obrazovanih osoba.

Nezaposlene osobe imaju donekle sličnu obrazovnu strukturu: 71,2% osoba ima srednjoškolsko obrazovanje, 21,2% su osobe s osnovnim obrazovanjem ili niže, dok je 7,6% završilo višu školu, fakultet, akademiju, magisterij ili doktorat.

Istodobno, podaci iz Ankete pokazuju nižu obrazovnu strukturu neaktivnih osoba starijih od 15 godina: među njima je gotovo 60,5% osoba sa završenom osnovnom školom ili niže, 35,4% su osobe sa srednjom školom, a preostalih 4,1% su akademski obrazovane osobe.

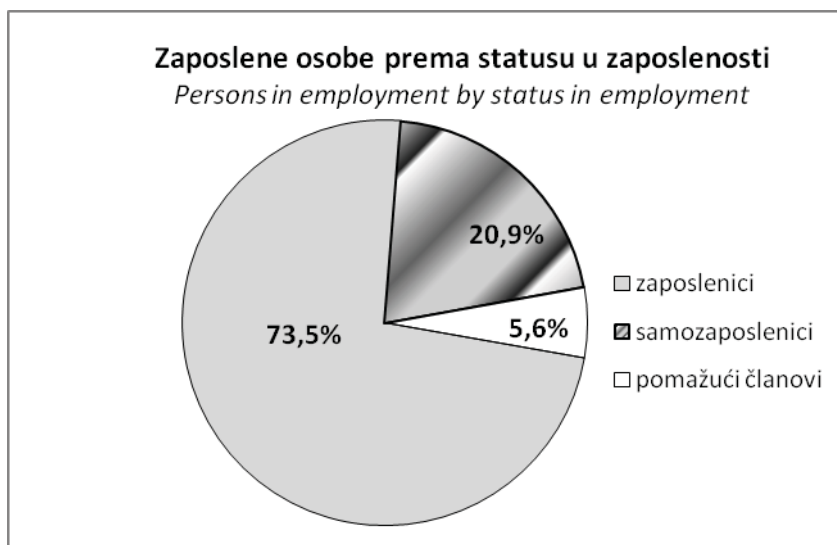
Data show that half of the working age population in BiH were active persons, that is, persons who participate in the labour market as employed or unemployed.

The educational structure of persons in employment shows that the largest share (64,3%) have persons who have finished the secondary school, followed by persons who finished the basic or lower education (20,3%) and 15,4% of persons who have graduated from college, university or have postgraduate degrees.

Unemployed persons have slightly different educational structure: 71,2% have finished secondary school, 21,2% are persons with basic or lower education, while 7,6% have graduated from college, university or have a postgraduate degree.

At the same time, data from the Labour Force Survey show that inactive persons older than 15 have lower educational structure. Amongst them, there are almost 60,5% of persons with basic or lower education, 35,4% with secondary school and remaining 4,1% have graduated from college, university or have a postgraduate degree.

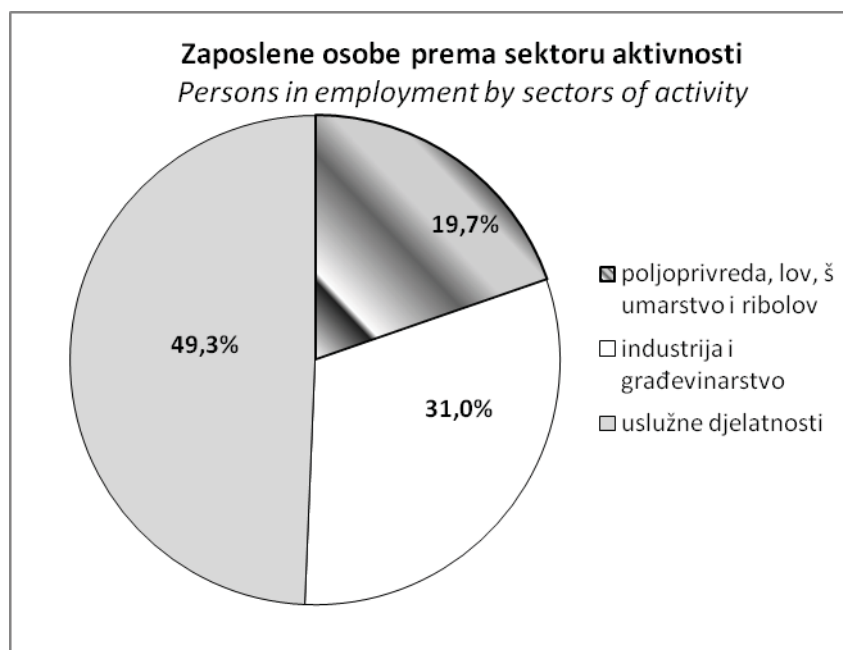
Slika 3: Zaposlene osobe prema statusu u zaposlenosti
Chart 3: Persons in employment by status in employment



Struktura zaposlenih osoba prema statusu u zaposlenju pokazuje da osobe u plaćenju zaposlenosti (zaposlenici) imaju najveće učešće (73,5%). Učešće samozaposlenih osoba je bilo 20,8% (od toga 29,7% žene) a neplaćenih pomažućih članova je bilo 5,6% (od toga 72,9% žene).

The structure of persons in employment by status in employment shows persons in paid employment present by far the greatest share (73.5%). The share of self-employed persons was 20.8% (only 29.7% of them were women). The share of unpaid family workers was 5.6% (72.9% of them were women).

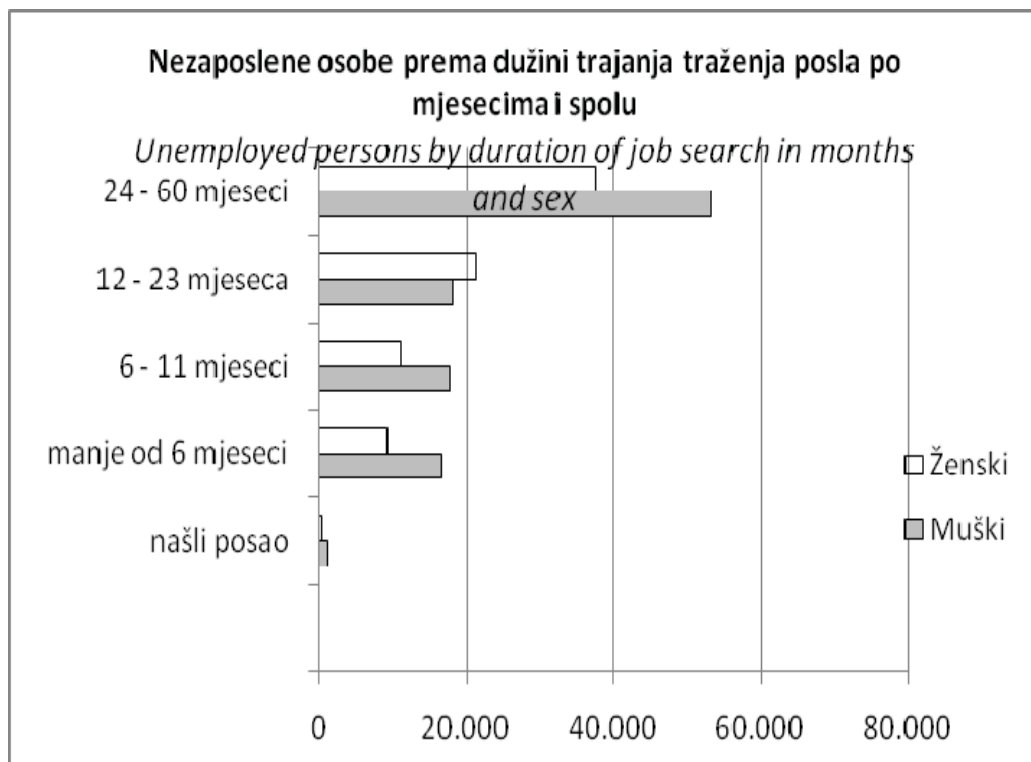
Slika 4: Zaposlene osobe prema sektoru aktivnosti
Chart 4: Persons in employment by sectors of activity



Struktura zaposlenih osoba prema sektoru aktivnosti pokazuje da je najveće učešće u sektoru usluga 49,3%, zatim u sektoru industrije 31,0% i u sektoru poljoprivrede 19,7%.

The structure of persons in employment by sectors of activity shows that 49.3% of them worked in services, than in industry 31.0% and 19.7% in agriculture.

Slika 5: Nezaposlene osobe prema trajanju traženja posla u mjesecima i spolu
 Chart 5: Unemployed persons by duration of job search in months and sex



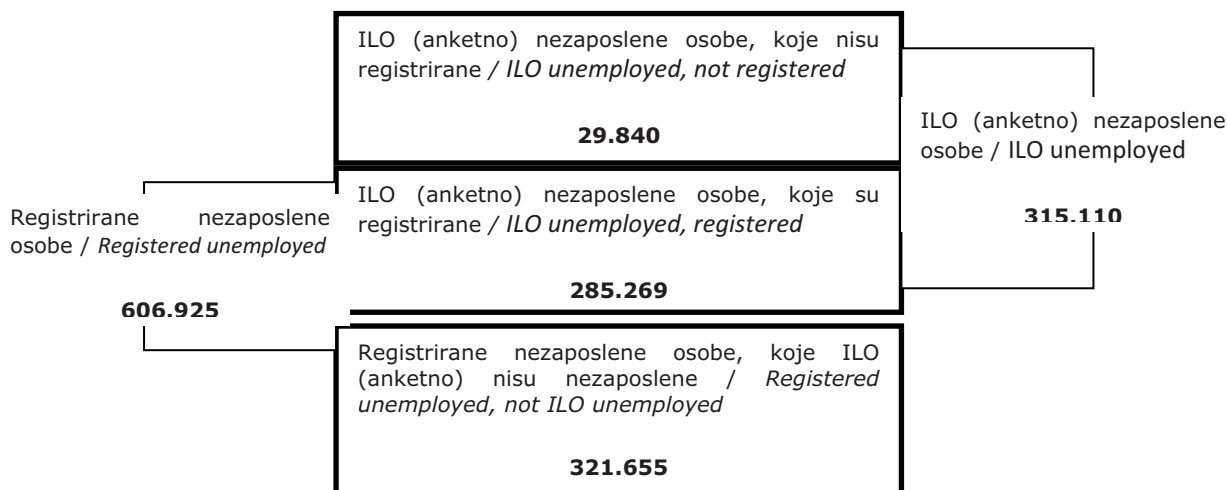
U promatranom periodu 17,5% nezaposlenih osoba traži posao kraće od 12 mjeseci a čak 40,4% nezaposlenih traži posao duže od pet godina, što je posljedica poslijeratnog stanja i tranzicije gospodarstva u našoj zemlji.

Stopa nezaposlenosti je najviša među osobama sa završenom srednjom školom (29,3%) a najniža sa visokom školom (15,6%).

In the observed period 17.5% unemployed persons sought work for less than 12 months, but 40.4% unemployed persons sought work for 5 years or more, what is the result of economic situation and transitional period in our country after the war.

The unemployment rate was highest among persons with completed secondary school (29.3%) and lowest among persons with university degree (15.6%).

Slika 6: Uporedba između registrirane i ILO (anketne) nezaposlenosti
 Chart 6: Comparison between registered and ILO unemployment



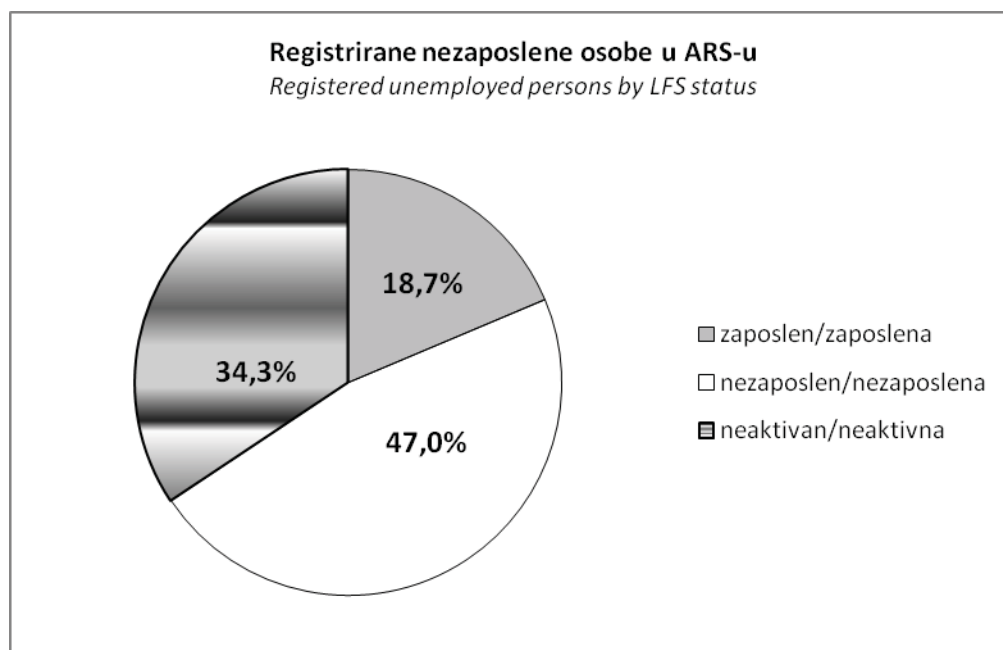
Uporedba između registrovane (prema izjašnjenju ispitanika u anketi o prijavi Zavodima za zapošljavanje) i ILO (anketne) nezaposlenosti pokazuje da postoji značajna razlika između ova dva podatka. 90,5% od ILO (anketno) nezaposlenih osoba je takođe bilo i registrirano nezaposleno.

Broj registrovanih nezaposlenih osoba u Zavodima za zapošljavanje je veći 92,6% od ILO nezaposlenih osoba.

Comparison between registered unemployment and ILO unemployment shows significant differences between these two data. 90.5% of all ILO unemployed persons were also registered unemployed. Number of registered unemployed persons in Unemployment Offices was 92.6% higher than number of ILO unemployed persons.

Slika 7: Registrovane osobe prema statusu u ARS-u

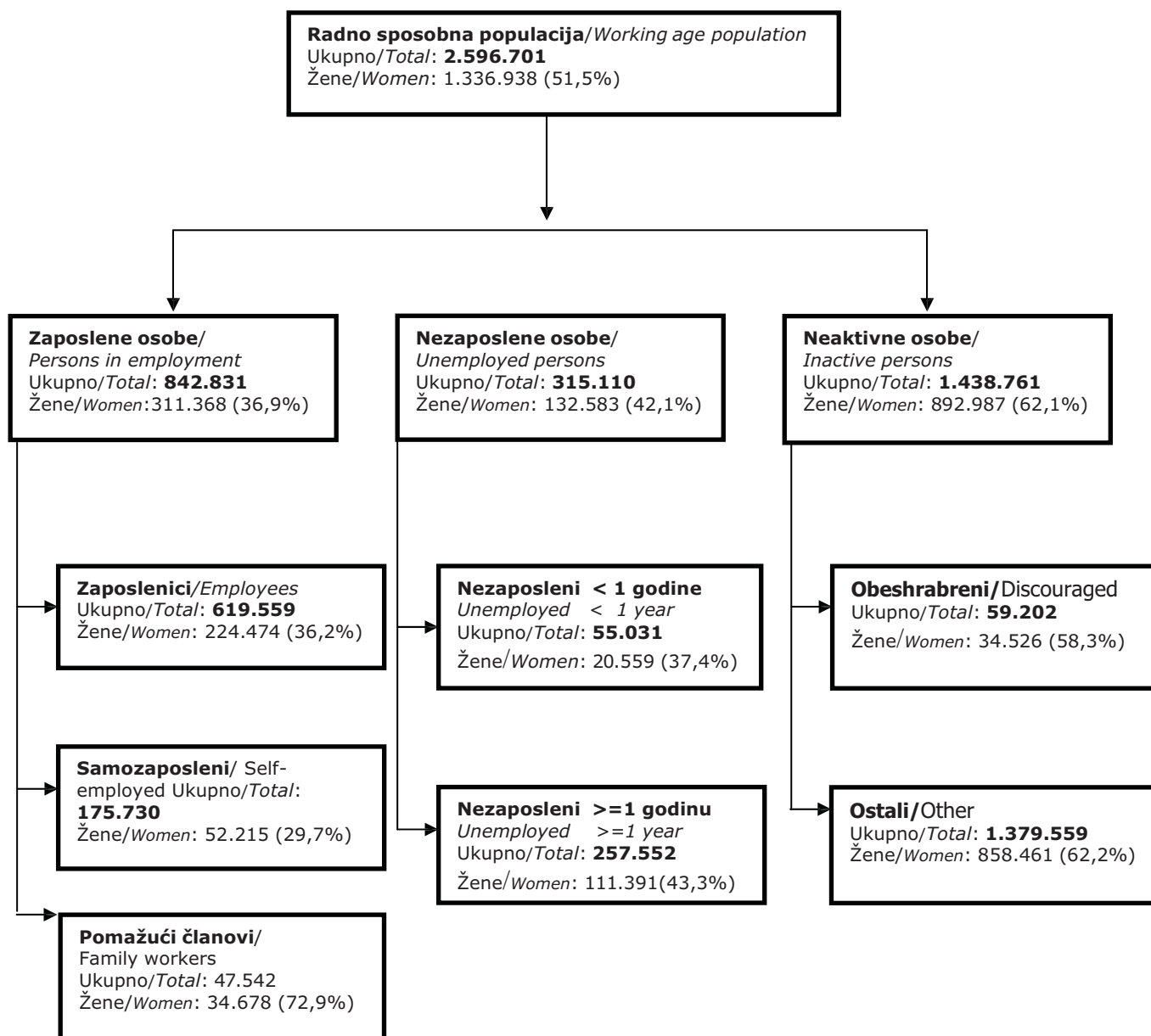
Chart 7: Registered unemployed persons by LFS status



U strukturi ukupno registrovanih osoba prema statusu u ARS-u 47,0% je bilo i ILO (anketno) nezaposlenih, dok je anketno zaposlenih bilo 18,7% i anketno neaktivnih osoba 34,3%.

The structure of all registered persons according to ILO definitions was as follows: 47.0% unemployed persons, 18.7% were persons in employment and 34.3% were inactive population.

Slika 8: Radno sposobno stanovništvo prema aktivnosti
 Chart 8: Working age population by activity



 (%) udio žena u pojedinim kategorijama

Tabela 1. MJERE AKTIVNOSTI STANOVNIŠTVA PO ENTITETIMA
MEASURES OF THE POPULATION ACTIVITIES BY ENTITIES

Ženski / Female			
	stopa aktivnosti <i>activity rate</i>	stopa zaposlenosti <i>employment rate</i>	stopa nezaposlenosti <i>unemployment rate</i>
FBiH	30,4	20,6	32,3
RS	38,6	28,6	25,9
DB	28,6	17,1	40,4
BiH	33,2	23,3	29,9
Muški / Male			
	stopa aktivnosti <i>activity rate</i>	stopa zaposlenosti <i>employment rate</i>	stopa nezaposlenosti <i>unemployment rate</i>
FBiH	56,2	40,9	27,3
RS	57,7	45,0	22,0
DB	53,2	35,0	34,1
BiH	56,7	42,2	25,6
Ukupno / Total			
	stopa aktivnosti <i>activity rate</i>	stopa zaposlenosti <i>employment rate</i>	stopa nezaposlenosti <i>unemployment rate</i>
FBiH	42,9	30,4	29,1
RS	47,9	36,6	23,6
DB	40,6	25,8	36,4
BiH	44,6	32,5	27,2

Tabela 2. STRUKTURA RADNO SPOSOBNOG STANOVNIŠTVA PREMA AKTIVNOSTI, SPOLU I ENTITETIMA
STRUCTURE OF WORKING AGE POPULATION BY ACTIVITY, SEX AND ENTITIES

	BiH	Ženski <i>Female</i>	Muški <i>Male</i>	FBiH	RS	DB
zaposlenici employees	23,9	16,8	31,4	24,3	23,4	19,3
samozaposlenici self-employed persons	6,8	3,9	9,8	5,0	10,1	6,0
pomažući članovi unpaid family workers	1,8	2,6	1,0	1,2	3,1	0,5
nezaposleni unemployed persons	12,1	9,9	14,5	12,5	11,3	14,8
na školovanju student	9,8	9,9	9,7	10,3	9,0	7,7
domaćice housewife	14,9	29,0	0,0	16,3	12,4	15,5
penzioneri retired	17,9	13,0	23,0	17,9	17,9	15,9
ostale neaktivne osobe other inactive persons	12,8	14,9	10,6	12,6	12,8	20,3
stanovništvo 15+ population 15+	100,0	100,0	100,0	100,0	100,0	100,0

Tabela 3. STRUKTURA RADNO SPOSOBNOG STANOVNIŠTVA PREMA NAOBRAZBI I SPOLU
 SHARE IN THE WORKING AGE POPULATION BY EDUCATIONAL LEVEL AND SEX

Ženski / Female				
	Zaposleni <i>Employed persons</i>	Nezaposleni <i>Unemployed persons</i>	Neaktivni <i>Inactive persons</i>	Ukupno <i>Total</i>
Osnovna škola i manje <i>Primary school and less</i>	23,6	20,9	67,9	52,9
Srednja škola <i>Secondary school</i>	56,5	68,7	29,4	39,6
Viša, visoka škola, magisterij, doktorat <i>College, university, masters, doctoral degrees</i>	19,9	10,4	2,6	7,4
Ukupno <i>Total</i>	100,0	100,0	100,0	100,0
Muški / Male				
	Zaposleni <i>Employed persons</i>	Nezaposleni <i>Unemployed persons</i>	Neaktivni <i>Inactive persons</i>	Ukupno <i>Total</i>
Osnovna škola i manje <i>Primary school and less</i>	18,4	21,4	48,4	31,8
Srednja škola <i>Secondary school</i>	68,8	73,1	45,0	59,1
Viša, visoka škola, magisterij, doktorat <i>College, university, masters, doctoral degrees</i>	12,8	5,6	6,6	9,0
Ukupno <i>Total</i>	100,0	100,0	100,0	100,0
Ukupno / Total				
	Zaposleni <i>Employed persons</i>	Nezaposleni <i>Unemployed persons</i>	Neaktivni <i>Inactive persons</i>	Ukupno <i>Total</i>
Osnovna škola i manje <i>Primary school and less</i>	20,3	21,2	60,5	42,7
Srednja škola <i>Secondary school</i>	64,3	71,2	35,4	49,1
Viša, visoka škola, magisterij, doktorat <i>College, university, masters, doctoral degrees</i>	15,4	7,6	4,1	8,2
Ukupno <i>Total</i>	100,0	100,0	100,0	100,0

Tabela 4. STRUKTURA ZAPOSLENIH PREMA PODRUČJIMA KD-a I SPOLU
EMPLOYED POPULATION BY NACE AND BY SEX

	Ženski <i>Female</i>	Muški <i>Male</i>	Ukupno <i>Total</i>
Poljoprivredne djelatnosti <i>Agriculture</i>	22,8	17,9	19,7
Nepoljoprivredne djelatnosti <i>Industry</i>	16,4	39,5	31,0
Uslužne djelatnosti <i>Services</i>	60,8	42,6	49,3
Ukupno <i>Total</i>	100,0	100,0	100,0

Tabela 5. NEZAPOSLENI PREMA DUŽINI TRAŽENJA POSLA
UNEMPLOYED PERSONS BY DURATION OF JOB SEARCH

	Ženski <i>Female</i>	Muški <i>Male</i>	Ukupno <i>Total</i>
našli posao ali još uvijek ne rade <i>found a job but still not working</i>	0,4	0,7	0,6
5 mjeseci i manje od 5 mjeseci <i>5 months and less than 5 months</i>	7,1	9,2	8,3
6 - 11 mjeseci <i>6 - 11 months</i>	8,4	9,7	9,2
12 - 23 mjeseca <i>12 - 23 months</i>	16,2	10,0	12,6
24 - 60 mjeseci <i>24 - 60 months</i>	28,4	29,3	28,9
61 i više mjeseci <i>61 months and more</i>	39,5	41,0	40,4
Ukupno <i>Total</i>	100,0	100,0	100,0

METODOLOŠKA OBJAŠNJENJA

Izvor podataka za razinu Bosne i Hercegovine i Brčko Distrikta je Agencija za statistiku BiH.

Izvor podataka na razini entiteta su Federalni zavod za statistiku Federacije BiH i Republički zavod za statistiku Republike Srpske.

Cilj Ankete radne snage

Anketa radne snage je najobuhvatnija anketa kućanstava u BiH. Njen cilj je prikupiti podatke o situaciji na tržištu rada u Bosni i Hercegovini. Anketom se prikupljaju podaci o veličini, strukturi i karakteristikama radne snage i neaktivne populacije u Bosni i Hercegovini.

Anketa radne snage u BiH provedena je sukladno preporukama i definicijama Međunarodne organizacije rada (ILO), usvojenim na 13-oj Međunarodnoj konferenciji statističara rada, i sukladno preporukama Eurostata. Ovo omogućava usporedivost podataka iz Ankete radne snage sa drugim zemljama.

Jedinica promatranja i jedinica anketiranja

Jedinica promatranja u anketi je domaćinstvo koje živi u stambenoj jedinici izabranoj u uzorak.

Domaćinstvom se smatra svaka porodična ili druga zajednica osoba koje se izjasne da zajedno stanuju i zajednički troše svoje prihode za podmirivanje temeljnih životnih potreba.

Jedinica anketiranja je član izabranog domaćinstva.

Obuhvat istraživanja

Ciljano stanovništvo u Anketi radne snage je svo rezidentno stanovništvo, tj. ono koje boravi na teritoriji BiH 12 mjeseci i duže. Istraživanjem je obuhvaćeno samo stanovništvo koje živi u privatnim domaćinstvima.

Privremeno odsutni članovi domaćinstva (kraće od 12 mjeseci), bez drugog uobičajenog boravišta i dalje pripadaju domaćinstvu tj. uključeni su u anketiranje.

Osobe koje su odsutne iz domaćinstva više od 12 mjeseci ne obuhvataju se tj. ne smatraju se članovima domaćinstva. Izuzetak su osobe koje su odsutne više od 12 mjeseci iz domaćinstva ali su i dalje ekonomski vezane za domaćinstvo tj. ako je razlog njihove odsutnosti: školovanje, rad/zaposlenje u BiH i rad/zaposlenje kod domaćeg poslodavca izvan BiH.

Referentni period

Anketirane osobe su razvrstane na zaposlene, nezaposlene i neaktivne prema njihovom statusu u referentnoj sedmici tj. sedmici promatranja. To je sedmica (od ponedjeljka do nedjelje) koja prethodi sedmici intervjua. Intervju je proveden od 19. aprila do 03. maja, dok je referentna sedmica bila od 12. do 18. aprila 2010. godine.

Bazni koncepti i definicije

Radno sposobno stanovništvo obuhvata sve osobe starosti 15 i više godina.

Zaposlene osobe su one koje su tokom referentne sedmice (od ponedjeljka do nedjelje) obavljale bilo kakav posao za plaću (u gotovini ili naturi) ili za porodičnu korist. Osobe koje nisu radile u referentnoj sedmici ali imaju posao sa kojega su bile privremeno odsutne su takođe uključene u zaposlene.

Neplaćeni pomažući članovi su oni koji nisu bili u plaćenju zaposlenosti niti su bili samozaposleni u referentnoj sedmici, ali su obavljali neki posao na porodičnom imanju, u porodičnoj firmi ili nekom drugom obliku obiteljskog biznisa. Oni normalno ne primaju redovitu plaću.

Osobe koje rade nepuno radno vrijeme su sve osobe čije je uobičajeno radno vrijeme kraće od zakonom propisanog.

Podzaposlene osobe su one zaposlene osobe koje rade kraće od zakonom propisanog radnog vremena ali žele da rade više i spremne su da prihvate više posla u naredne dvije sedmice (u okviru postojećeg posla, dodatni posao pored postojećeg ili drugi - novi posao).

Nezaposlene osobe su one koje tokom referentne sedmice (sedmica koja je prethodila intervjuu):

- nisu radile (nisu u plaćenju zaposlenosti ili samozaposlenosti niti su radile bilo kakav plaćeni posao);
- aktivno su tražile posao (poduzele su specifične korake u posljednje 4 sedmice da pronađu zaposlenje ili samozaposlenje);

- bile su trenutno raspoložive za rad (u okviru dva tjedna).
Osobe koje su pronašle posao koji će početi da rade u narednom periodu su takođe uključene u nezaposlene osobe.

Radnu snagu ili ekonomski aktivno stanovništvo čine sve zaposlene i nezaposlene osobe.

Neaktivne osobe su one koje imaju 15 i više godina i koje nisu svrstane niti u zaposlene niti u nezaposlene osobe.

Stopa aktivnosti predstavlja postotno učešće radne snage u radno sposobnom stanovništvu.

Stopa zaposlenosti predstavlja postotno učešće zaposlenih osoba u radno sposobnom stanovništvu.

Stopa nezaposlenosti predstavlja postotno učešće nezaposlenih osoba u radnoj snazi.

Metodološke razlike između administrativnih podataka o zaposlenima i podataka dobivenih Anketom radne snage

Podaci dobiveni iz administrativnih izvora i iz Ankete radne snage razlikuju se u pogledu:

- Izvora: administrativni podaci se temelje na istraživanjima zaposlenih putem mjesečnog upitnika Rad-1 koji se prikuplja od poslovnih subjekata, dok se anketni podaci temelje na procjenjivanju podataka na bazi uzorka kućanstava.
- Periodu promatranja: administrativni podaci se odnose na zadnji dan mjeseca, dok se anketni podaci odnose na aktivnost ispitanika u referentnom tjednu.
- Period izvještavanja: administrativni podaci se prikupljaju mjesečno, dok se anketa provodi jedanput godišnje.
- Kategorije uključene u zaposlene osobe: administrativni podaci pokrivaju samo osobe u formalnoj zaposlenosti, dok anketni podaci uključuju i vlasnike poljoprivrednih imanja i neplaćene pomažuće članove obitelji i osobe koje su u tjednu promatranja obavljale bilo kakav posao za zaradu (u novcu ili naturi), profit itd.
- Publikovanje rezultata: administrativni podaci se objavljuju u dva odvojena izdanja (mjesečno u formi stalnog izvješća i godišnje u formi predmetnog biltena), dok se rezultati ankete objavljuju samo godišnje (nakon obavljenog istraživanja).

Metodološke razlike između administrativnih podataka o nezaposlenima i podataka dobivenih Anketom radne snage

Podaci dobiveni iz administrativnih izvora i iz Ankete radne snage razlikuju se u pogledu:

- Izvora: administrativni podaci se temelje na evidenciji nezaposlenih osoba u Zavodu za zapošljavanje, dok se anketni podaci temelje na procjenjivanju podataka na bazi uzorka kućanstava.
- Periodu promatranja: administrativni podaci se odnose na zadnji dan mjeseca, dok se anketni podaci odnose na aktivnost ispitanika u referentnom tjednu.
- Period izvještavanja: administrativni podaci se prikupljaju mjesečno, dok se anketa provodi jedanput godišnje.
- Kategorije uključene u nezaposlene osobe: administrativni podaci pokrivaju sve osobe prijavljene na birou za zapošljavanje prema kriterijima definiranim od istih, dok anketni podaci uključuju samo osobe koje zadovoljavaju jasne kriterije definirane od strane Međunarodne organizacije rada (ILO-a) tj. osobe koje u referentnom tjednu nisu radile – nisu obavljale bilo kakvu aktivnost za plaću, zaradu ili obiteljsku korist; aktivno su tražile zaposlenje u prethodna 4 tjedna i raspoložive su za posao – spremne su da prihvate posao u naredna dva tjedna.
Nezaposlene su takođe i osobe koje nisu tražile zaposlenje u prethodna 4 tjedna jer su već pronašle zaposlenje ali još nisu otpočele sa radom, nego će početi da rade ubrzo nakon provođenja ankete.
- Publikovanje rezultata: administrativni podaci se objavljuju u mjesečnoj dinamici i preuzimaju se od Zavoda za zapošljavanje i publikuju u sklopu mjesečnog izvješća, dok se rezultati ankete objavljuju samo godišnje (nakon obavljenog istraživanja).

Uzorak

Posljednji popis stanovništva u BiH sproveden je 1991. godine. Budući da je nakon toga došlo do velikih pomjeranja stanovništva, a kako je Anketa istraživanje temeljeno na uzorkom izabranim domaćinstvima kao jedinicama promatranja, bilo je neophodno obezbijediti ažurnije podatke na temelju kojih bi se odabrao uzorak.

Uzorak je dizajniran kao stratifikovani dvoetafni slučajni uzorak.

Ponderi su izračunati u dva koraka. U prvom koraku svakom odabranom domaćinstvu je pridružen ponder odabira iz uzorka kao inverzna vrijednost vjerovatnoće izbora svakog domaćinstva. U drugom koraku je urađeno prilagođavanje po osnovu neodziva. Nije urađena poststratifikacija, odnosno prilagođavanje pondera po starosnim grupama i spolu zbog nepostojanja pouzdanih procjena stanovništva po spolu i starosnim grupama.

METHODOLOGICAL EXPLANATIONS

Data source for Bosnia and Herzegovina and District of brčko is Agency for Statistics of BiH.
Data sources for entity level are Federal Institute of Statistics and Republika Srpska Institute of Statistics.

The purpose of the Labour Force Survey

The Labour Force Survey is the most comprehensive official household survey in B&H. It is aimed to collect data on the situation on the labour market in B&H. It provides data on size, structure and characteristics of the labour force and inactive population in B&H.

The B&H LFS was carried out in compliance with the International Labour Organisation (ILO) guidelines for labour force statistics, adopted at the 13th International Conference of Labour Statistics, and with Eurostat requirements which refer to the harmonised EU survey. This enables the comparability of the results with other countries.

Observation units

were all households usually living in the selected dwelling units. A household is a group of people (family or other community), living together in the same dwelling and sharing expenditures.
A survey unit is a member of a sampled household.

Scope of the survey

The definition of the target population followed the criterion for the resident population, i.e. all persons whose usual place of residence was on the territory of Federation of B&H (12 months and more). The survey covered only the population living in private households.

Temporarily absent members of the households (less than 12 months) without any other habitual residence were also included in the household. Absent members of the household more than 12 months were excluded from the survey. Exception were the persons who were absent more than 12 months but had strong economic relationship with household e.g. if the reason of their absence was: education, work/employment in B&H and work/employment with local employer outside B&H.

Reference period

Persons are included among persons in employment, unemployment or inactive according to their activity **in the week preceding the interview** (from Monday to Sunday). Interview was carried out from 19 April to 03 May, and reference week was from 12 to 18 April 2010 year.

Basic concepts and definitions

Working age population comprises all persons aged 15 years and over.

Persons in employment are those who during the last week (from Monday to Sunday) prior to the interview did any work for payment (in cash or kind) or family gain. Persons who were not working but had a job from which they were temporarily absent are also included.

Unpaid family workers are those who were not in paid employment or self-employment during the last week prior to the interview, but did some work on the family farm, in the family enterprise or some other kind of family gainful activity; they normally do not receive regular payment.

Persons in part-time employment are those who usually work less than legislated hours per week.

Underemployed persons are those who usually work less than legislated hours per week but would like to work more and are prepared to accept more work in the next two weeks (within their present work, with additional work or with other work).

Unemployed persons are those who during the last week prior to the interview:

- did not work (not in paid employment or self-employment and did not do any paid work);
- were actively seeking work (specific steps taken in past four weeks to seek paid employment or self-employment);
- were currently available for work (within two weeks).

Persons who had found a job to start later are also included among unemployed persons.

The labour force are persons in employment and unemployed persons.

Inactive persons are those, aged 15 years and over, who are not classified as persons in employment or as unemployed persons.

Activity rate represents the labour force as a percentage of the working age population.

Employment/population ratio represents persons in employment as a percentage of the working age population.

Unemployment rate represent unemployment persons as a percentage of the labour force.

Methodological differences between administrative data and data obtained by Labour Force Survey of persons in employment

Administrative data and data obtained by LFS differ regarding:

- **source:** administrative data are based on the monthly statistical survey Rad-1 which are obtained from enterprises, while Labour Force Survey data are result of estimates based on the statistical sample.
- **reporting period:** administrative data are extracted on the last day of the month while survey data refer to the activity of the respondent in the reference week (from Monday to Sunday).
- **observation period:** administrative data are extracted on the last day of the month while the Labour Force Survey is carried out once a year.
- **categories included in persons in paid employment:** administrative data cover only persons in paid employment with employment contracts while the Labour Force Survey also covers owners of farms, unpaid family workers and persons working under contracts for work or for direct payment, i.e. persons who in the reference week (from Monday to Sunday) performed any work for payment (in money or in kind), profit or family gain.
- **publication:** administrative data are published in two separate issues (regularly monthly and yearly - in form of bulletin), while Labour Force Survey data are published once a year in Labour Force Survey results, when LFS is finished.

Methodological differences between administrative data and data obtained by Labour force survey of unemployed persons

Administrative data and data obtained by LFS differ regarding:

- **source:** administrative data are obtained from the Register of Unemployed Persons, which is kept by the Employment Service of Federation B&H. In administrative data we have full coverage while Labour Force Survey results are estimates based on the statistical sample.
- **reporting period:** administrative data are extracted on the last day of the month while survey data refer to the activity of the respondent in the reference week (from Monday to Sunday).
- **observation period :** administrative data are extracted on the last day of the month while Labour Force Survey is carried out once a year.
- **definitions of unemployed persons:** administrative data on unemployed persons are persons who are registered by the employment office and fulfil all criteria defined by the Employment Office. According to the Labour Force Survey unemployed persons are persons who in the reference week (from Monday to Sunday) did not perform any work for payment (in money or in kind), profit or family gain but has been actively seeking work in the last four weeks before the interview and is prepared to accept it in next two weeks. Unemployed persons are also those who found work and will start working shortly after the interview.
- **publication:** administrative data are published monthly and are obtained by the Employment Office. Labour Force survey data are published ones a year in Labour Force Survey results.

Sample

The last census in Bosnia and Herzegovina was taken in 1991. Considering the major migrations of the population since then, and the fact that the Survey research is based on the random sample of household as unit of observation, it was necessary to provide up-to-date data base on which the sample could be selected.

The sample was designed as a stratified two-stage random sample.

Weights were calculated in two steps. In the first step, each of the selected households was allocated the weight the weight of the sample selection as the inverted value of probability of selecting each household. In the second step, adjustment were made on the basis of failure to respond. Poststratification, i.e. adjustment of weights per age group and gender, was not executed due to lack of reliable estimates of population per age group or gender.

Izdaje i štampa Agencija za statistiku Bosne i Hercegovine
Published and printed by the Agency for Statistics of Bosnia and Herzegovina
Sarajevo, Zelenih beretki 26, telefon/phone: (033) 220-626, telefaks/telex: (033) 220-622

Odgovara: Zdenko Milinović, direktor
Person responsible: Zdenko Milinović, Director General

Priredili: mr.sci. Milenko Stojanović, Jasna Hadžić
Prepared by: mr.sci. Milenko Stojanović, Ms Jasna Hadžić
Štampa u: 200 primjeraka
200 copies printed

Elektronska pošta/e-mail: bhas@bhas.ba
Internetske stranice/Web site: <http://www.bhas.ba>

Podaci iz ovog priopćenja objavljuju se na internetu.
The First Release data are also published on the Internet