



**Bosna i Hercegovina
Federacija Bosne i Hercegovine
FEDERALNI ZAVOD ZA STATISTIKU**

*Bosnia and Herzegovina
Federation of Bosnia and Herzegovina
INSTITUTE FOR STATISTICS OF FB&H*

**BILJNA PROIZVODNJA
FEDERACIJE BOSNE I HERCEGOVINE**

*PLANT PRODUCTION IN THE
FEDERATION OF BOSNIA AND HERZEGOVINA
2013*

Sarajevo, April 2014.

Izdavač: Federalni zavod za statistiku, Zelenih beretki 26, 71000 Sarajevo

Publisher: Institute for statistics FB&H, Zelenih beretki 26, 71000 Sarajevo

Telefon/Phone /Faks: +387 33 22 61 51

Elektronska pošta/E-mail: fedstat@fzs.ba

Internetska stranica/Web site: <http://www.fzs.ba>

Odgovara direktor: Hidajeta Bajramović

Person responsible: Hidajeta Bajramović, Director General

Pripremili/Prepared by: Damir Omanović

Fehrija Mehić

Molimo korisnike da prilikom korišćenja podataka navedu izvor

Users are kindly requested to state the source

Štampano/Tiskano u 100 primjeraka

Printed in 100 copies

Obavijesti daje Odsjek za odnose s javnošću

Information is available at the Department of Public Relations

Telefon/Phone: +387 33 20 64 52/lok 131

Pretplata publikacija: +387 33 20 64 52/lok 132

PREDGOVOR

Federalni zavod za statistiku uradio je statistički bilten “Biljna proizvodnja u Federaciji Bosne i Hercegovine u 2013.” u kojem su prezentirani podaci biljne proizvodnje, a rezultat su provedenih statističkih istraživanja prema Planu provođenja statističkih istraživanja od interesa za Federaciju Bosne i Hercegovine.

Želja nam je da našim korisnicima prezentiramo što više podataka o biljnoj proizvodnji u Federaciji Bosne i Hercegovine, kao što su podaci o zasijanim površinama u 2012/13. godini, ukupnoj proizvodnji usjeva, voća i grožđa i prosječnim prinosima istih u 2013. godini.

Podaci su dati za nivo Federacije Bosne i Hercegovine, kantona i općina.

PREFACE

The Federal Office of Statistics has completed the statistical Bulletin “Plant production in the Federation of Bosnia and Herzegovina in 2013” in which data are presented on crop production from regular statistical surveys in accordance with “The Statistical Research Programme for the Federation of Bosnia and Herzegovina”.

We want to present more data on plant production in Federation of Bosnia and Herzegovina to our users, such as: the sown area in 2012/13, total crop, fruit and grapes production and their average yield (t/ha, kg/tree and kg/vine) in 2013.

Data are presented for the Federation of Bosnia and Herzegovina, cantons and municipalities.

SKRAĆENICE/KRATICE

ha hektar
t tona
kg kilogram

ABBREVIATIONS

ha hectare
t ton
kg kilogram

ZNAKOVI

- nema pojave
0 podatak je manji od 0,5 upotrijebljene jedinice
mjere

SYMBOLS

- no occurrence
0 Value is less than 0.5 of the unit of measure
used

SADRŽAJ CONTENT

PREDGOVOR	3
<i>PREFACE</i>	
SKRAĆENICE/KRATICE I ZNAKOVI	4
<i>ABBREVIATIONS AND SYMBOLS</i>	
METODLOŠKA OBJAŠNJENJA	7
<i>METHODOLOGICAL NOTES</i>	
ZASIJANE POVRŠINE U FBiH U 2012/13	8
<i>SOWN AREA BY CANTONS IN FB&H IN 2012/13</i>	
ZASIJANE POVRŠINE USJEVA PO KANTONIMA I OPĆINAMA U 2012/13	10
<i>SOWN AREA OF SELECTED CROPS BY CANTONS AND MUNICIPALITIES IN 2012/13</i>	
PROIZVODNJA RANIH USJEVA U 2013. GODINI	14
<i>EARLY CROP PRODUCTION IN 2013</i>	
PROIZVODNJA RANOG VOĆA U 2013. GODINI	15
<i>EARLY FRUIT PRODUCTION IN 2013</i>	
PROIZVODNJA KASNIH USJEVA U 2013. GODINI	16
<i>LATE CROP PRODUCTION BY CANTONS IN 2013</i>	
PROIZVODNJA KASNOG VOĆA U 2013. GODINI	18
<i>LATE FRUIT PRODUCTION IN 2013</i>	
PRINOSI USJEVA, VOĆA I GROŽĐA PO KANTONIMA I OPĆINAMA U 2013	20
<i>CROP, FRUIT AND GRAPES PRODUCTION BY CANTONS AND MUNICIPALITIES IN 2013</i>	

METODOLOŠKA OBJAŠNJENJA

Podaci o biljnoj proizvodnji prikupljaju se redovnim statističkim istraživanjima i to:

- podaci o zasijanim površinama (PO-21 i PO-22),
- podaci o ostvarenim prinosima usjeva, voća i grožđa (PO-32, PO-33, PO-34)

Podaci predstavljaju ukupno ostvarenu poljoprivrednu proizvodnju, iako se prikupljanje podataka obavlja odvojeno. Izvještajne jedinice za biljnu proizvodnju su:

1) poslovni subjekti, zemljoradničke zadruge i druge organizacije koje se bave poljoprivrednom proizvodnjom i dostavljaju podatke redovnim statističkim izvještajima,

2) općine za poljoprivredna gazdinstva/gospodarstva, a podaci se prikupljaju metodom procjene koju rade stručnjaci za poljoprivredu u općinama. Podaci se iskazuju za općinu ukupno.

Podaci o zasijanim površinama i broju stabala voća i čokota/trsova

Prvo se utvrđuju podaci o površinama pojedinih kategorija korištenja zemljišta i upoređuju sa istim podacima iz prethodne godine. Mora se voditi računa o promjenama površina pojedinih kategorija korištenja zemljišta u toku godine.

Poslije toga procjenjuju se zasijane površine na oranicama i baštama po pojedinim usjevima, broj stabala voća po vrstama voća, kao i broj čokota/trsova vinove loze (ukupan broj i broj sposobnih za rod).

Podaci o ostvarenoj proizvodnji usjeva, voća i grožđa

Požnjevena površina je površina sa koje je usjev požnjeven i ubran prinos. Požnjevena površina može biti manja od zasijane površine u slučaju ako su usjevi na nekim površinama usljed elementarnih i drugih nepogoda uništeni, te zbog toga nije obavljena žetva niti ubran prinos.

Kod voća i čokota/trsova uzima se broj stabala i čokota/trsova sposobnih za rod, a ne broj stabala sa kojih je ubran prinos. Ako je u međuvremenu došlo do stradanja nekih stabala ili čokota/trsova podaci moraju biti umanjeni za taj broj stabala ili čokota/trsova.

Ostvareni prinos ratarskih usjeva predstavlja prinos normalne vlažnosti koji je dobiven po završenoj žetvi/berbi i vršidbi, tj. prinos po odbitku količina izgubljenih pri žetvi, prijevozu do gazdinstva/gospodarstva, vršidbi i sl.

Prinos po jedinici površine (t/ha) obračunat je na požnjevenu površinu.

Prinos po stablu i čokotu/trsu (kg) obračunat je na stablo sposobno za rod, odnosno na čokot/trs.

METHODOLOGICAL NOTES

The data on crop production are collected through regular statistical surveys:

- *The data on sown area: surveys PO-21 and PO-22,*
- *The data on plant production- arable crop, fruit and grapes: (surveys PO-32, PO-33 and PO-34).*

The data include total production; also the data are collected separately by kind of report unit. The report units for plant production are:

1) The agricultural enterprises, agricultural co-operatives and other organizations which are engaged in agriculture and data are gathered through regular statistical reports.

2) The private agricultural holdings and data are gathered through estimations. The estimations are made on local level – for each municipality in total. The estimators are currently agricultural experts in the local authorities of municipalities.

Data on sown area and number of fruit trees and vines

The first phase is the assessment of land use data and comparing this data with data of last year. It is important to take into account the changes of land use categories during the determined year.

Then to assess total sown arable area and to make estimation on number of fruit trees and vines (total number and number of fruit-bearing trees/vines).

Crop, fruit and grape production data

Harvested area is the area on which crops are harvested and yields are gathered. It can be smaller than the sown area in the case that crops were weather-beaten and because of the harvest was not carried out.

The trees and vines – are number of trees and vines capable of bearing, not tree numbers where crops were taken. In the case of harm to trees and vines this should be disposed of.

Realized yield crop is the yield of standard humidity after the deduction of all losses during harvest, transport and threshing.

Yield per unit of area (t/ha) is computed on the base of harvested area.

Yield per tree/vine (in kg) is computed for fruit-bearing tree or vine.

ZASIJANE POVRŠINE U JESENJOJ I PROLJETNOJ
SOWN AREA IN AUTUMN AND SPRING

	Federacija BiH Ukupno <i>Total</i>	Pregled po <i>Review by</i>				
		Unsko- sanski	Kanton Posavski	Tuzlanski	Zeničko- dobojski	Bosansko podrinjski
Zasijana oranična <i>Sown arable</i>						
Zasijano - ukupno	194638	45803	15049	56718	27268	1909
Žita	86563	25791	10518	26903	7641	159
Industrijsko bilje	2204	213	1425	272	21	-
Povrtno bilje	43107	6801	1050	12086	5622	599
Stočno - krmno bilje	62765	12998	2056	17457	13984	1151
Zasijane površine <i>Sown area with</i>						
Pšenica (ozima i jara)	19471	6015	2995	3659	1691	74
Raž (ozima i jara)	1994	658	-	300	74	2
Ječam (ozimi i jari)	8176	1124	770	576	423	20
Zob (ozima i jara)	3353	1660	10	539	259	4
Kukuruz - zrno	49351	14252	6585	21521	4908	41
Soja	1503	203	1245	52	2	-
Duhan	563	-	180	203	-	-
Krompir	21463	3041	297	7173	2209	347
Mrkva	1299	65	17	95	779	4
Luk crni	3319	302	61	638	1004	22
Luk bijeli	892	191	22	224	87	10
Grah	4618	2021	106	690	502	38
Grašak	528	21	32	98	87	4
Kupus	3020	215	158	1039	159	43
Paradajz	1903	177	119	591	185	27
Paprika zelena	1473	201	88	538	203	33
Krastavac	1378	363	49	527	119	35
Lubenice	345	19	36	70	2	-
Djetelina	12135	2071	339	2227	4099	93
Lucerka	11629	1631	380	2159	2981	938
Grahorica	150	31	-	102	-	-
Kukuruz, zelena masa	18837	6379	1100	8773	591	19
Stočna repa	746	-	4	9	239	11
Mješ. trava, mahunjača i žita	2086	20	-	302	1241	25
Travno - djetelinske smjese	16028	2519	233	3290	4777	65

SJETVI U FEDERACIJI BIH U 2012/13

IN FEDERATION OF B&H IN 2012/13

ha

kantoni ma
cantons

Srednjo- bosanski	Hercegovačko neretvanski	Zapadno- hercegovački	Kanton Sarajevo	Kanton 10	
----------------------	-----------------------------	--------------------------	--------------------	-----------	--

površina
area

17463	6896	5453	5859	12221	Sown area - total
5302	931	1298	1113	6907	Cereals
12	95	138	28	-	Industrial crops
5762	5066	2096	2800	1226	Vegetable crops
6387	804	1921	1919	4088	Fodder crops

odabranih usjeva
selected crops

1774	390	415	154	2304	Wheat
379	28	2	66	485	Rye
1108	320	380	187	3269	Barley
466	56	3	111	246	Oats
1161	116	498	229	40	Maize - grain
1	-	-	-	-	Soya
-	42	138	-	-	Tobacco
3364	2313	1025	893	802	Potato
94	63	31	99	52	Carrot
356	401	162	328	46	Onion
86	133	51	53	34	Garlic
724	219	58	219	41	Bean
70	100	27	73	17	Pea
607	249	224	221	105	Cabbage and kale
92	423	168	117	5	Tomato
58	229	55	65	3	Green peper
73	94	54	60	4	Cucumber
-	141	78	-	-	Melon and watermelon
1823	357	515	230	381	Clover
1683	272	840	313	432	Lucerne
2	10	-	-	5	Vetch
793	76	56	354	697	Maize, green mass
210	41	28	176	28	Forage beet
108	3	365	22	-	Mixture of leg.grass.and cereal
1714	23	65	807	2536	Mixture of grasses and clovers

ZASIJANE POVRŠINE ODABRANIH USJEVA PO KANTONIMA I OPĆINAMA U 2012/2013.
SOWN AREA WITH SELECTED CROPS BY CANTONS AND MUNICIPALITIES IN 2012/2013.

	Pšenica	Raž	Ječam	Zob	Kukuruz	Krompir	Luk crni	Grah	ha
	<i>Wheat</i>	<i>Rye</i>	<i>Barley</i>	<i>Oats</i>	<i>Maize</i>	<i>Potato</i>	<i>Onion</i>	<i>Bean</i>	
UNSKO-SANSKI	6015	658	1124	1660	14252	3041	302	2017	
Bihać	485	170	105	166	180	111	21	10	
Bosanska Krupa	1200	100	163	110	713	350	20	350	
Bosanski Petrovac	13	135	20	98	20	145	8	10	
Bužim	106	3	4	3	410	86	22	70	
Cazin	2800	50	440	920	3800	900	90	750	
Ključ	60	6	30	51	800	220	10	110	
Sanski Most	351	194	292	282	3179	979	106	417	
Velika Kladuša	1000	-	70	30	5150	250	25	300	
KANTON POSAVSKI	2995	-	770	10	6585	297	61	104	
Domaljevac-Šamac	300	-	60	-	700	25	5	10	
Odžak	1100	-	200	10	2600	142	36	42	
Orašje	1595	-	510	-	3285	130	20	52	
TUZLANSKI	3659	300	576	539	21521	7173	638	635	
Banovići	220	10	15	34	310	310	11	60	
Čelić	170	25	68	60	515	80	45	45	
Doboj Istok	130	-	20	-	280	180	10	-	
Gračanica	370	15	15	5	2940	905	95	-	
Gradačac	1150	-	17	37	4000	700	150	170	
Kalesija	250	-	105	70	3150	820	55	75	
Kladanj	23	1	1	6	380	340	16	10	
Lukavac	774	202	187	188	4200	852	34	55	
Sapna	35	-	6	6	190	180	3	2	
Srebrenik	117	9	41	85	2356	395	98	63	
Teočak	80	3	65	20	550	60	11	10	
Tuzla	100	5	6	3	800	551	25	5	
Živinice	240	30	30	25	1850	1800	85	140	
ZENIČKO-DOBOJSKI	1691	74	423	259	4908	2209	1004	448	
Breza	78	-	32	18	20	170	40	25	
Doboj Jug	20	-	2	2	52	30	3	3	
Kakanj	116	2	42	7	138	192	40	52	
Maglaj	52	5	19	-	143	158	22	24	
Olovo	25	-	5	4	25	80	10	20	
Tešanj	300	-	50	30	1600	300	40	30	
Usora	470	25	150	150	1750	60	2	6	
Vareš	12	6	6	6	-	57	3	3	
Visoko	275	4	26	7	235	486	32	191	
Zavidovići	78	3	4	5	300	120	14	42	
Zenica	235	15	55	27	195	476	796	40	
Žepče	30	14	32	3	450	80	2	12	
BOSANSKO-PODRINJSKI	74	2	20	4	41	347	22	29	
Foča	16	-	1	-	2	52	5	5	
Goražde	48	2	14	2	38	280	12	20	
Pale	10	-	5	2	1	15	5	4	

nastavak
continued

ha

	Pšenica <i>Wheat</i>	Raž <i>Rye</i>	Ječam <i>Barley</i>	Zob <i>Oats</i>	Kukuruz <i>Maize</i>	Krompir <i>Potato</i>	Luk crni <i>Onion</i>	Grah <i>Bean</i>
SREDNJOBOSANSKI	1775	379	1108	466	1161	3364	356	672
Bugojno	180	100	240	70	40	350	50	60
Busovača	150	20	30	70	300	220	15	120
Dobretići	7	-	1	1	1	11	1	1
Donji Vakuf	54	7	25	10	20	35	10	30
Fojnica	118	42	40	22	35	510	70	70
Gornji Vakuf-Uskoplje	242	29	185	35	8	760	18	10
Jajce	67	-	72	17	235	473	47	211
Kiseljak	100	100	50	35	80	160	65	42
Kreševo	25	11	30	11	7	180	24	31
Novi Travnik	150	60	120	30	30	140	7	12
Travnik	367	5	110	30	50	225	25	30
Vitez	315	5	205	135	355	301	24	55
HERCEGOVAČKO- NERETVANSKI	390	28	320	56	116	2313	401	116
Čapljina	74	-	5	-	5	300	2	-
Čitluk	65	-	45	-	20	440	30	2
Grad Mostar	28	8	6	1	17	770	129	82
Jablanica	-	8	20	10	15	120	35	8
Konjic	18	2	69	14	13	226	155	10
Neum	75	8	70	-	8	65	10	-
Prozor-Rama	5	2	30	4	28	172	30	11
Ravno	30	-	30	20	-	30	3	1
Stolac	95	-	45	7	10	190	7	2
ZAPADNO- HERCEGOVAČKI	415	2	380	3	498	1025	162	41
Grude	95	-	120	2	210	420	22	14
Ljubuški	195	-	165	-	140	280	120	15
Posušje	125	2	95	1	148	325	20	12
Široki Brijeg ¹⁾	-	-	-	-	-	-	-	-
<i>1) Bez podataka za općinu Široki Brijeg/ Without data for the municipality Široki Brijeg</i>								
KANTON SARAJEVO	152	66	187	111	228	1120	328	189
Centar	-	-	-	-	2	21	12	-
Hadžići	54	24	23	18	5	400	22	42
Ilidža	16	-	17	8	77	234	103	50
Ilijaš	55	30	120	80	110	190	20	45
Novi Grad	12	4	2	-	22	130	110	11
Novo Sarajevo	-	-	-	-	1	12	7	3
Stari Grad	-	-	-	-	-	35	18	10
Trnovo	5	1	19	-	-	48	17	20
Vogošća	10	7	6	5	11	50	19	8
KANTON 10	2304	485	3269	246	40	893	46	33
Bosansko Grahovo	196	5	13	11	-	50	1	1
Drvar	5	4	35	3	30	56	11	12
Glamoč	784	60	596	107	-	338	14	4
Kupres	34	11	-	35	-	19	1	-
Livno	635	105	2125	40	10	230	15	14
Tomislavgrad	650	300	500	50	-	200	5	2

nastavak
continued

	ha							
	Kupus	Paradajz	Paprika, zelena	Djetelina	Lucerka	Kukuruz, zeleni	Stočna repa	Trav.djet. smjese
	<i>Cabbage</i>	<i>Tomato</i>	<i>Green paper</i>	<i>Clover</i>	<i>Lucerne</i>	<i>Maize, green</i>	<i>Forage beet</i>	<i>Grass.clov. mixtures</i>
UNSKO-SANSKI	215	177	201	2071	1631	6379	-	2519
Bihać	15	8	7	28	15	360	-	21
Bosanska Krupa	30	25	25	750	700	1862	-	700
Bosanski Petrovac	-	-	-	2	-	73	-	-
Bužim	5	11	10	600	450	350	-	1100
Cazin	2	4	5	300	50	1200	-	450
Ključ	6	10	10	44	110	900	-	80
Sanski Most	137	113	134	187	146	1234	-	162
Velika Kladuša	20	6	10	160	160	400	-	6
KANTON POSAVSKI	158	119	88	339	380	1100	4	233
Domaljevac-Šamac	8	9	8	40	10	-	-	0
Odžak	110	62	40	240	220	1100	3	230
Orašje	40	48	40	59	150	-	1	3
TUZLANSKI	1039	591	538	2227	2159	8773	9	3290
Banovići	6	20	10	12	9	50	-	5
Čelić	10	15	12	290	276	200	-	120
Doboj Istok	2	2	1	252	181	60	-	440
Gračanica	42	42	36	580	520	800	-	485
Gradačac	700	90	90	30	23	3850	2	305
Kalesija	25	65	65	90	310	1550	-	980
Kladanj	1	1	1	7	-	-	-	-
Lukavac	119	100	100	61	63	-	-	65
Sapna	1	3	2	155	140	100	-	139
Srebrenik	85	74	63	245	322	125	7	285
Teočak	-	4	3	190	140	-	-	66
Tuzla	8	15	15	95	25	360	-	150
Živinice	40	160	140	220	150	1678	-	250
ZENIČKO-DOBOJSKI	159	185	203	4099	2981	591	239	4777
Breza	12	15	10	280	317	80	70	299
Doboj Jug	2	4	4	98	100	36	-	98
Kakanj	10	20	20	296	313	30	15	250
Maglaj	9	6	6	89	62	52	5	163
Olovo	4	5	6	3	4	-	4	2
Tešanj	47	25	20	1300	1100	60	70	600
Usora	3	3	4	50	50	20	-	20
Vareš	5	1	0	10	1	-	1	60
Visoko	23	37	87	800	760	250	32	1857
Zavidovići	8	15	12	759	70	20	7	1000
Zenica	36	48	30	29	29	32	35	38
Žepče	-	6	4	385	175	11	-	390
BOSANSKO-PODRINJSKI	43	27	33	93	938	19	11	65
Foča	2	4	8	30	35	3	5	35
Goražde	36	22	24	53	893	16	3	20
Pale	5	1	1	10	10	-	3	10

nastavak
continued

	ha							
	Kupus	Paradajz	Paprika, zelena	Djetelina	Lucerka	Kukuruz, zeleni	Stočna repa	Travn.djet. smjese
	<i>Cabbage</i>	<i>Tomato</i>	<i>Green paper</i>	<i>Clover</i>	<i>Lucerne</i>	<i>Maize, green</i>	<i>Forage beet</i>	<i>Grass.clov. mixtures</i>
SREDNJOBOSANSKI	607	92	58	1823	1683	793	210	1714
Bugojno	160	10	2	400	590	150	30	140
Busovača	14	15	15	90	5	15	15	50
Dobretići	0	0	0	1	-	2	-	-
Donji Vakuf	30	3	3	20	15	80	10	20
Fojnica	7	7	5	94	46	22	15	60
Gornji Vakuf	150	2	2	698	560	80	5	930
Jajce	73	12	7	45	27	45	19	10
Kiseljak	55	5	5	65	50	50	50	100
Kreševo	45	8	5	150	60	9	60	20
Novi Travnik	4	4	3	90	70	60	1	4
Travnik	60	7	3	80	70	170	5	50
Vitez	9	19	8	90	190	110	-	330
HERCEGOVAČKO- NERETVANSKI	249	423	229	357	272	76	41	23
Čapljina	100	130	70	-	-	-	-	-
Čitluk	18	29	13	120	125	15	5	-
Grad Mostar	52	90	77	105	44	38	3	3
Jablanica	25	30	10	35	30	-	10	10
Konjic	12	96	28	26	31	5	8	10
Neum	6	7	5	15	11	14	9	-
Prozor-Rama	25	25	10	36	21	-	6	-
Ravno	-	7	7	20	10	-	-	-
Stolac	11	9	9	-	-	4	-	-
ZAPADNO- HERCEGOVAČKI	224	168	55	515	840	28	365	65
Grude	24	20	18	170	120	-	-	15
Ljubuški	70	145	35	130	600	12	-	20
Posušje	130	3	2	215	120	16	365	30
Široki Brijeg ¹⁾	-	-	-	-	-	-	-	-
<i>1) Bez podataka za općinu Široki Brijeg/ Without data for the municipality Široki Brijeg</i>								
KANTON SARAJEVO	221	117	65	230	313	354	176	808
Centar	2	3	-	2	1	-	1	1
Hadžići	18	8	7	4	3	14	13	5
Ilidža	90	36	21	128	238	305	128	221
Ilijaš	25	17	15	37	36	30	20	25
Novi Grad	68	35	10	24	22	-	-	54
Novo Sarajevo	3	7	2	-	-	-	-	2
Stari Grad	4	-	3	-	-	-	-	-
Trnovo	3	-	-	30	10	-	10	500
Vogošća	8	11	7	5	3	5	4	-
KANTON 10	105	5	3	381	432	697	56	2536
Bosansko Grahovo	1	-	-	-	1	-	-	-
Drvar	5	1	1	6	1	-	3	3
Glamoč	4	-	-	45	-	157	15	37
Kupres	2	-	-	-	-	-	-	96
Livno	34	3	1	80	130	40	10	1900
Tomislavgrad	60	1	1	250	300	500	28	500

PROIZVODNJA RANIH USJEVA U 2013. GODINI

PRODUCTION OF EARLY CROPS IN 2013.

	Pšenica <i>Wheat</i>	Raž <i>Rye</i>	Ječam <i>Barley</i>	Zob <i>Oats</i>
--	--------------------------------	--------------------------	-------------------------------	---------------------------

Požnjevena površina, ha

Harvested area, ha

Federacija Bosne i Hercegovine	19267	1981	8172	3260
Unsko-sanski	6014	658	1111	1647
Kanton Posavski	2995	-	770	10
Tuzlanski	3567	296	601	525
Zeničko-dobojski	1688	73	416	257
Bosansko-podrinjski	74	2	20	4
Srednjobosanski	1768	377	1095	445
Hercegovačko neretvanski	321	28	311	75
Zapadno hercegovački	415	2	380	1
Kanton Sarajevo	140	60	187	111
Kanton 10	2285	485	3281	186

Ukupna proizvodnja, tona

Total production, tons

Federacija Bosne i Hercegovine	76687	7324	25655	8866
Unsko-sanski	20945	2203	4325	3704
Kanton Posavski	13881	-	2940	36
Tuzlanski	16813	1153	2723	1957
Zeničko-dobojski	7238	253	1549	931
Bosansko-podrinjski	296	5	61	11
Srednjobosanski	6338	1333	3701	1325
Hercegovačko neretvanski	1018	81	854	174
Zapadno hercegovački	1021	4	886	2
Kanton Sarajevo	520	189	527	326
Kanton 10	8618	2104	8090	401

Prosječan prinos, t/ha

Yield t/ha

Federacija Bosne i Hercegovine	4,0	4,4	3,7	2,7
Unsko-sanski	3,5	3,3	3,9	2,2
Kanton Posavski	4,6	-	3,8	3,6
Tuzlanski	4,7	3,9	4,6	3,7
Zeničko-dobojski	4,3	3,5	3,7	3,6
Bosansko-podrinjski	4,0	2,6	3,0	2,8
Srednjobosanski	3,6	3,5	3,4	3,0
Hercegovačko neretvanski	3,2	2,9	2,7	2,3
Zapadno hercegovački	2,5	2,1	2,3	1,8
Kanton Sarajevo	3,7	3,1	2,8	2,9
Kanton 10	3,8	4,3	2,5	2,2

PROIZVODNJA RANOG VOĆA U 2013. GODINI
PRODUCTION OF EARLY FRUIT IN 2013.

	Trešnje <i>Cherry</i>	Višnje <i>Sour cherry</i>	Kajsije <i>Apricot</i>
--	---------------------------------	-------------------------------------	----------------------------------

Broj stabala sposobnih za rod

Number of bearing trees

Federacija Bosne i Hercegovine	450826	199553	78460
Unsko-sanski	34076	7596	1941
Kanton Posavski	1710	3240	1410
Tuzlanski	125868	51696	42303
Zeničko-dobojski	63272	44632	3510
Bosansko-podrinjski	32350	8950	100
Srednjobosanski	15353	9857	10
Hercegovačko neretvanski	115877	23600	22971
Zapadno hercegovački	15815	6620	3800
Kanton Sarajevo	44750	41955	2415
Kanton 10	1755	1407	-

Ukupna proizvodnja, tona

Total production, tons

Federacija Bosne i Hercegovine	6116	2136	734
Unsko-sanski	327	102	19
Kanton Posavski	34	49	20
Tuzlanski	1652	518	228
Zeničko-dobojski	844	448	46
Bosansko-podrinjski	406	44	1
Srednjobosanski	397	224	-
Hercegovačko neretvanski	1717	320	370
Zapadno hercegovački	171	43	42
Kanton Sarajevo	527	363	9
Kanton 10	42	25	-

Prosječan prinos, kg/stablu

Yield kg/tree

Federacija Bosne i Hercegovine	13,6	10,7	9,4
Unsko-sanski	9,6	13,4	9,8
Kanton Posavski	19,7	15,0	14,4
Tuzlanski	13,1	10,0	5,4
Zeničko-dobojski	13,3	10,0	13,1
Bosansko-podrinjski	12,5	4,9	5,0
Srednjobosanski	25,8	22,8	-
Hercegovačko neretvanski	14,8	13,5	16,1
Zapadno hercegovački	10,8	6,5	11,1
Kanton Sarajevo	11,8	8,7	3,6
Kanton 10	23,9	17,9	-

PROIZVODNJA KASNIH USJEVA U 2013. GODINI

PRODUCTION OF LATE CROPS IN 2013.

	Kukuruz	Krompir	Grah	Luk crni	Kupus	Paradajz
	<i>Maize-grain</i>	<i>Potato</i>	<i>Bean</i>	<i>Onion</i>	<i>Cabbage</i>	<i>Tomato</i>

Požnjevena površina, ha

Harvested area, ha

Federacija Bosne i Hercegovine	49318	21720	4281	3298	2856	1901
Unsko-sanski	14239	3041	2017	302	215	177
Kanton Posavski	6580	297	104	61	158	119
Tuzlanski	21512	7173	635	618	1039	591
Zeničko-dobojski	4908	2169	445	1004	159	185
Bosansko-podrinjski	41	347	29	22	43	27
Srednjobosanski	1161	3348	672	356	457	90
Hercegovačko-neretvanski	116	2313	116	401	238	423
Zapadno hercegovački	498	1025	41	162	224	168
Kanton Sarajevo	223	1116	189	327	220	117
Kanton 10	40	893	33	46	104	5

Ukupna proizvodnja, tona

Total production, tons

Federacija Bosne i Hercegovine	227686	222105	5667	30042	30121	26267
Unsko-sanski	78658	36591	2083	2045	3521	2560
Kanton Posavski	34244	3246	188	719	955	2241
Tuzlanski	89033	69814	536	3218	4767	2944
Zeničko-dobojski	21414	24372	556	13165	2276	1456
Bosansko-podrinjski	35	4929	41	108	440	262
Srednjobosanski	2182	29335	1442	2538	5946	592
Hercegovačko-neretvanski	341	28145	208	5046	6101	13237
Zapadno hercegovački	1039	7203	72	1087	1889	2116
Kanton Sarajevo	604	12045	486	1823	2085	821
Kanton 10	137	6425	57	294	2142	39

Prosječan prinos, t/ha

Yield t/ha

Federacija Bosne i Hercegovine	4,6	10,2	1,3	9,1	10,5	13,8
Unsko-sanski	5,5	12,0	1,0	6,8	16,4	14,5
Kanton Posavski	5,2	10,8	1,8	11,8	6,0	18,8
Tuzlanski	4,1	9,7	0,8	5,2	4,6	5,0
Zeničko-dobojski	4,4	11,2	1,2	13,1	14,3	7,9
Bosansko-podrinjski	0,8	14,2	1,4	4,9	10,2	9,7
Srednjobosanski	1,9	8,8	2,1	7,1	13,0	6,6
Hercegovačko-neretvanski	2,9	12,2	1,8	12,6	25,6	31,3
Zapadno hercegovački	2,1	7,0	1,8	6,7	8,4	12,6
Kanton Sarajevo	2,7	10,8	2,6	5,6	9,5	7,0
Kanton 10	3,4	6,8	1,7	6,4	20,7	7,7

nastavak
continued

	Paprika <i>Green paper</i>	Djetelina <i>Clover</i>	Lucerka <i>Lucerne</i>	Kukuruz, zeleni <i>Maize, green</i>	Stočna repa <i>Forage beet</i>	Travno djet.smjese <i>Grass.clov. mixtures</i>
--	--	-----------------------------------	----------------------------------	---	--	--

Požnjevena površina, hektara

Harvested area, ha

Federacija Bosne i Hercegovine	1472	11980	11619	18811	681	15998
Unsko-sanski	201	2071	1631	6377	0	2519
Kanton Posavski	88	339	380	1100	4	233
Tuzlanski	538	2227	2153	8773	9	3290
Zeničko-dobojski	203	4099	2980	591	239	4769
Bosansko-podrinjski	33	93	938	19	11	65
Srednjobosanski	57	1673	1683	774	145	1692
Hercegovačko-neretvanski	229	357	272	76	41	23
Zapadno hercegovački	55	515	840	56	28	65
Kanton Sarajevo	65	225	310	349	176	807
Kanton 10	3	381	432	697	28	2536

Ukupna proizvodnja, tona

Total production, tons

Federacija Bosne i Hercegovine	12476	42422	44236	354090	8195	53813
Unsko-sanski	2742	5740	4607	136576	0	7653
Kanton Posavski	960	2546	2510	38500	60	1842
Tuzlanski	1776	7516	7605	133593	134	12602
Zeničko-dobojski	1483	14721	12011	7820	2361	14543
Bosansko-podrinjski	220	347	4625	329	126	225
Srednjobosanski	293	7372	7100	13785	1929	4751
Hercegovačko-neretvanski	4169	871	739	516	656	63
Zapadno hercegovački	302	1017	1800	328	125	124
Kanton Sarajevo	504	762	1430	9824	2463	2527
Kanton 10	28	1530	1809	12820	341	9483

Prosječan prinos, t/ha

Yield t/ha

Federacija Bosne i Hercegovine	8,5	3,5	3,8	18,8	12,0	3,4
Unsko-sanski	13,6	2,8	2,8	21,4	0,0	3,0
Kanton Posavski	10,2	7,5	6,6	35,0	15,0	7,9
Tuzlanski	3,3	3,4	3,5	15,2	14,9	3,8
Zeničko-dobojski	7,3	3,6	4,0	13,2	9,9	3,0
Bosansko-podrinjski	6,7	3,7	4,9	17,3	11,5	3,5
Srednjobosanski	5,1	4,4	4,2	17,8	13,3	2,7
Hercegovačko-neretvanski	18,2	2,4	2,7	6,8	16,0	2,8
Zapadno hercegovački	5,5	2,0	2,1	5,9	4,5	1,9
Kanton Sarajevo	7,8	3,4	4,6	28,1	14,0	3,1
Kanton 10	9,2	4,0	4,2	18,4	12,2	3,7

PROIZVODNJA KASNOG VOĆA U 2013. GODINI

PRODUCTION OF LATE FRUIT IN 2013.

	Jabuke <i>Apple</i>	Kruške <i>Pear</i>	Šljive <i>Plum</i>	Breskve <i>Peach</i>	Orasi <i>Walnut</i>
--	-------------------------------	------------------------------	------------------------------	--------------------------------	-------------------------------

Broj stabala sposobnih za rod

Number of bearing trees

Federacija Bosne i Hercegovine	2856236	1195986	5722657	466010	363782
Unsko-sanski	153567	58661	961690	3060	76248
Kanton Posavski	20800	7450	121350	2780	4430
Tuzlanski	1267199	505387	2511881	45225	80495
Zeničko-dobojski	439663	174182	586057	5500	35315
Bosansko-podrinjski	130480	57600	253400	600	50300
Srednjobosanski	218660	108050	390430	10	30660
Hercegovačko neretvanski	365600	88915	504650	397030	32614
Zapadno hercegovački	17280	6015	20960	9200	8045
Kanton Sarajevo	223417	181511	293739	2588	22075
Kanton 10	19570	8215	78500	17	23600

Ukupna proizvodnja, tona

Total production, tons

Federacija Bosne i Hercegovine	32652	11554	83342	6947	3296
Unsko-sanski	1889	609	17848	21	1117
Kanton Posavski	381	128	2567	20	43
Tuzlanski	12967	4308	43849	536	445
Zeničko-dobojski	5873	2069	6049	61	496
Bosansko-podrinjski	1364	375	965	2	223
Srednjobosanski	3259	1446	5388	0	430
Hercegovačko neretvanski	4101	646	3724	6157	186
Zapadno hercegovački	133	28	86	134	61
Kanton Sarajevo	2554	1901	2187	15	180
Kanton 10	130	45	680	0	117

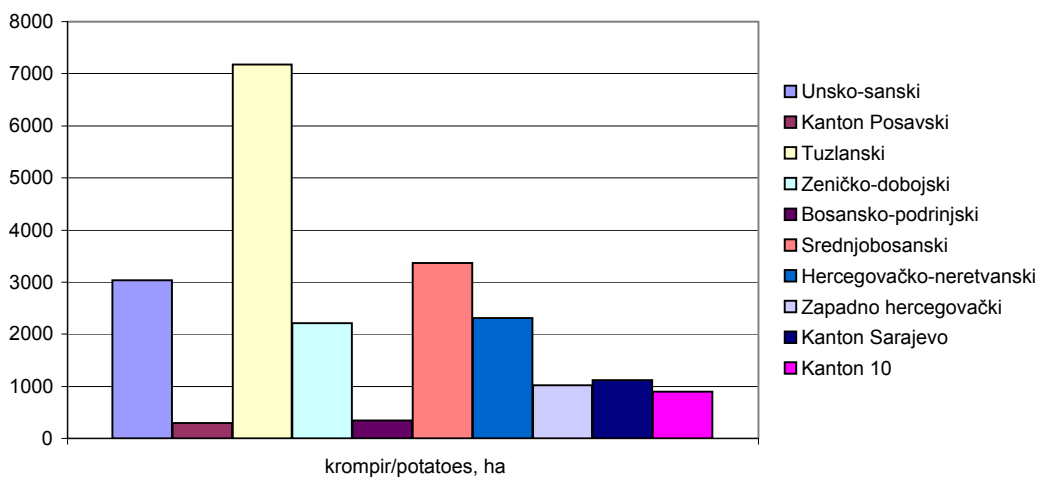
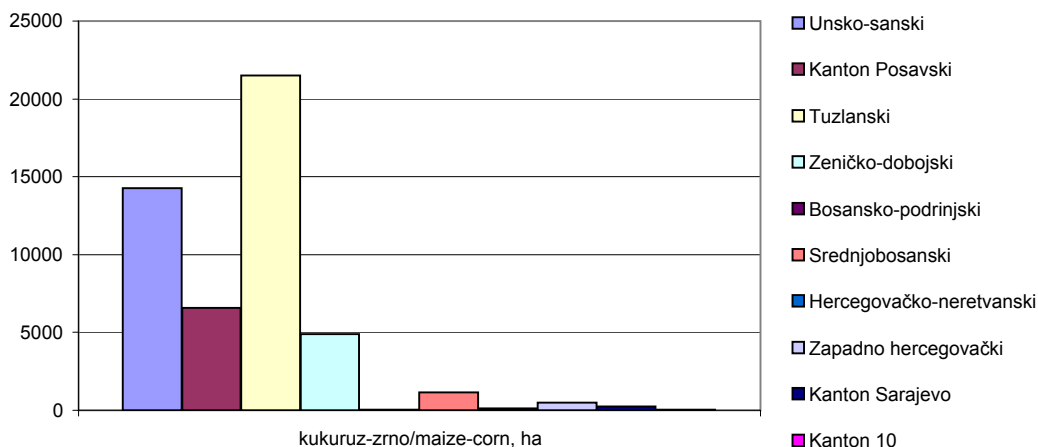
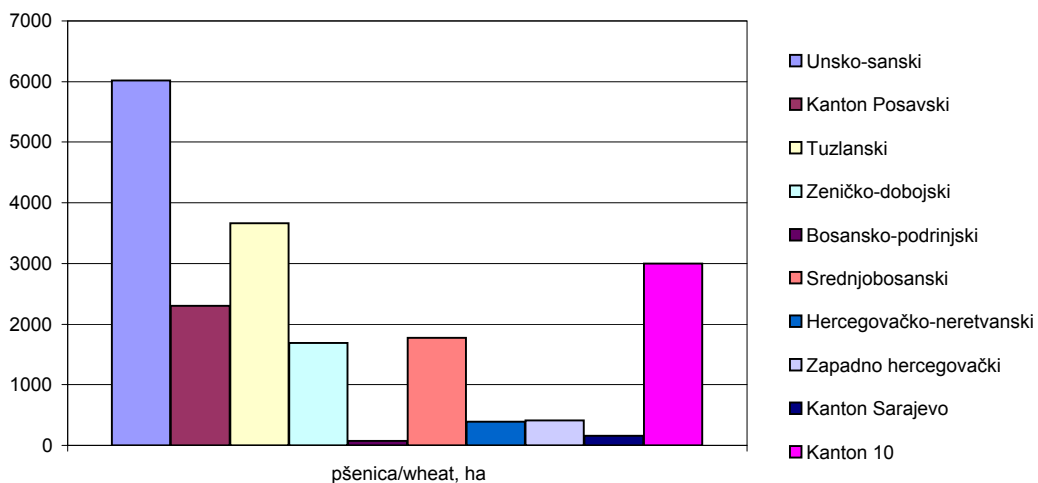
Prosječan prinos, kg po stablu

Yield kg/tree

Federacija Bosne i Hercegovine	11,4	9,7	14,6	14,9	9,1
Unsko-sanski	12,3	10,4	18,6	6,8	14,6
Kanton Posavski	18,3	17,1	21,2	7,4	9,7
Tuzlanski	10,2	8,5	17,5	11,8	5,5
Zeničko-dobojski	13,4	11,9	10,3	11,1	14,0
Bosansko-podrinjski	10,5	6,5	3,8	3,0	4,4
Srednjobosanski	14,9	13,3	13,8	2,0	14,0
Hercegovačko neretvanski	11,2	7,3	7,4	15,5	5,7
Zapadno hercegovački	7,7	4,7	4,1	14,6	7,5
Kanton Sarajevo	11,4	10,5	7,4	5,8	8,2
Kanton 10	6,6	5,5	8,7	3,0	4,9

ZASIJANE POVRŠINE GLAVNIH RATARSKIH USJEVA PO KANTONIMA, 2013

SOWN AREA WITH MAIN CROPS BY CANTONS, 2013



PRINOSI USJEVA, VOĆA I GROŽĐA PO KANTONIMA I OPĆINAMA U 2013. GODINI
CROP, FRUIT AND GRAPES PRODUCTION BY CANTONS AND MUNICIPALITIES IN 2013.

	Pšenica <i>Wheat</i>		Raž <i>Rye</i>		Ječam <i>Barley</i>		Zob <i>Oats</i>		Kukuruz-zrno <i>Maize - grain</i>	
	ukupan prinos, t <i>total pro- duction, t</i>	prinos t/ha <i>yield t/ha</i>	ukupan prinos, t <i>total pro- duction, t</i>	prinos t/ha <i>yield t/ha</i>	ukupan prinos, t <i>total pro- duction, t</i>	prinos t/ha <i>yield t/ha</i>	ukupan prinos, t <i>total pro- duction, t</i>	prinos t/ha <i>yield t/ha</i>	ukupan prinos, t <i>total pro- duction, t</i>	prinos t/ha <i>yield t/ha</i>
UNSKO-SANSKI	20945	3,5	2203	3,3	4325	3,9	3704	2,2	78658	5,5
Bihać	1698	3,5	478	2,8	263	2,5	332	2,0	540	3,0
Bosanska Krupa	4200	3,5	360	3,6	525	3,5	200	2,0	1960	2,8
Bosanski Petrovac	40	3,3	330	2,4	60	3,0	238	2,5	10	0,5
Bužim	364	3,4	8	2,5	14	3,5	9	3,0	2050	5,0
Cazin	8960	3,2	175	3,5	1628	3,7	1840	2,0	14820	3,9
Ključ	210	3,5	18	3,0	105	3,5	128	2,5	3200	4,0
Sanski Most	1474	4,2	834	4,3	1401	4,8	874	3,1	20028	6,3
Velika Kladuša	4000	4,0	-	-	329	4,7	84	2,8	36050	7,0
KANTON POSAVSKI	13881	4,6	-	-	2940	3,8	36	3,6	34244	5,2
Domaljevac-Šamac	1500	5,0	-	-	300	5,0	-	-	4200	6,0
Odžak	4730	4,3	-	-	800	4,0	36	3,6	14300	5,5
Orašje	7651	4,8	-	-	1840	3,6	-	-	15744	4,8
TUZLANSKI	16813	4,7	1153	3,9	2603	4,6	1958	3,7	89033	4,1
Banovići	650	5,0	24	2,1	30	2,1	60	2,3	1240	4,0
Čelić	924	5,5	75	3,0	354	4,3	180	3,0	1536	3,0
Doboj Istok	650	5,0	-	-	100	4,0	-	-	1120	4,0
Gračanica	1850	5,0	62	4,4	68	4,8	19	4,0	11466	3,9
Gradačac	4715	4,1	-	-	68	2,6	144	2,6	16000	4,0
Kalesija	1375	5,5	-	-	578	3,9	315	3,5	10395	3,3
Kladanj	85	3,7	3	2,5	3	2,5	21	3,0	1026	2,7
Lukavac	3870	5,0	808	3,8	842	3,8	752	3,2	18900	4,5
Sapna	147	4,2	-	-	19	2,3	11	1,8	665	3,5
Srebrenik	527	4,5	30	3,7	168	4,5	298	3,2	11985	5,1
Teočak	320	4,0	8	3,2	228	-	60	3,0	3300	6,0
Tuzla	500	5,0	19	3,5	27	4,0	11	3,0	4000	5,0
Živinice	1200	5,0	126	2,9	120	2,8	88	2,6	7400	4,0
ZENIČKO-DOBOJSKI	7238	4,3	253	3,5	1549	3,7	931	3,6	21414	4,4
Breza	312	4,0	-	-	122	3,8	50	2,8	40	2,0
Doboj Jug	80	4,0	-	-	3	3,0	3	3,0	156	3,0
Kakanj	522	4,5	6	3,2	168	4,0	22	3,2	621	4,5
Maglaj	182	3,5	12	2,4	57	3,0	-	-	429	3,0
Olovo	75	3,0	-	-	8	2,0	8	2,0	100	4,0
Tešanj	1350	4,5	-	-	158	3,5	105	3,5	8000	5,0
Usora	2115	4,5	100	4,0	600	4,0	600	4,0	7875	4,5
Vareš	24	2,0	12	2,0	12	2,0	12	2,0	-	-
Visoko	1100	4,0	12	3,0	91	3,5	21	3,0	705	3,0
Zavidovići	300	4,0	8	4,0	16	4,0	16	4,0	1200	4,0
Zenica	1058	4,5	47	3,1	171	3,1	81	3,0	488	2,5
Žepče	120	4,0	56	4,0	144	4,5	12	4,0	1800	4,0
BOSANSKO- PODRINJSKI	296	4,0	5	2,6	61	3,0	11	2,8	35	0,8
Foča	64	4,0	-	-	4	3,5	-	-	6	3,0
Goražde	197	4,1	5	2,6	42	3,0	5	2,6	27	0,7
Pale	35	3,5	-	-	15	3,0	6	3,0	2	2,0

	Pšenica <i>Wheat</i>		Raž <i>Rye</i>		Ječam <i>Barley</i>		Zob <i>Oats</i>		Kukuruz-zrno <i>Maize - grain</i>	
	ukupan prinos, t <i>total pro- duction, t</i>	prinos t/ha <i>yield t/ha</i>	ukupan prinos, t <i>total pro- duction, t</i>	prinos t/ha <i>yield t/ha</i>	ukupan prinos, t <i>total pro- duction, t</i>	prinos t/ha <i>yield t/ha</i>	ukupan prinos, t <i>total pro- duction, t</i>	prinos t/ha <i>yield t/ha</i>	ukupan prinos, t <i>total pro- duction, t</i>	prinos t/ha <i>yield t/ha</i>
	SREDNJOBOSANSKI	6338	3,6	1333	3,5	3701	3,4	1325	3,0	2182
Bugojno	768	4,3	400	4,0	960	4,0	245	3,5	180	4,5
Busovača	675	4,5	60	3,0	75	3,0	125	2,5	360	1,2
Dobretići	1	1,6	-	-	1	1,6	1	1,5	1	2,0
Donji Vakuf	216	4,0	21	3,0	100	4,0	40	4,0	20	5,0
Fojnica	389	3,3	128	3,2	111	3,0	63	3,0	98	2,8
Gornji Vakuf-Uskoplje	847	3,5	93	3,2	666	3,6	109	3,1	28	3,5
Jajce	268	4,0	-	-	252	3,5	43	2,5	588	2,5
Kiseljak	380	3,8	380	3,8	195	3,9	133	3,8	176	2,2
Kreševo	75	3,0	39	3,5	90	3,0	28	2,5	15	2,1
Novi Travnik	450	3,0	180	3,0	336	2,8	75	2,5	75	2,5
Travnik	1026	2,8	13	2,5	275	2,5	60	2,0	100	2,0
Vitez	1242	3,9	20	4,0	640	3,2	405	3,0	462	1,3
HERCEGOVAČKO- NERETVANSKI	1018	3,2	81	2,9	854	2,7	174	2,3	341	2,9
Čapljina	35	7,0	-	-	15	3,0	-	-	-	-
Čitluk	228	3,5	-	-	68	1,5	30	1,5	50	2,5
Grad Mostar	62	2,2	17	2,1	14	2,0	-	-	31	1,8
Jablanica	-	-	17	2,1	30	1,5	15	1,5	11	0,8
Konjic	54	3,0	5	2,5	173	2,5	28	2,0	55	4,2
Neum	225	3,0	40	5,0	280	4,0	-	-	48	6,0
Prozor-Rama	10	2,0	2	1,0	60	2,0	4	1,0	84	3,0
Ravno	120	4,0	-	-	80	4,0	80	4,0	-	-
Stolac	285	3,0	-	-	135	3,0	16	2,5	62	6,2
ZAPADNO- HERCEGOVAČKI	1021	2,5	4	2,1	886	2,3	-	-	1039	2,1
Grude	304	3,2	-	-	312	2,6	-	-	504	2,4
Ljubuški	449	2,3	-	-	380	2,3	-	-	476	3,4
Posušje	269	2,2	4	2,1	195	2,1	-	-	59	0,4
Široki Brijeg ¹⁾	-	-	-	-	-	-	-	-	-	-
<i>1) Bez podataka za općinu Široki Brijeg</i>										
KANTON SARAJEVO	520	3,7	189	3,1	527	2,8	326	2,9	604	2,7
Centar	-	-	-	-	-	-	-	-	4	1,8
Hadžići	189	4,5	84	4,0	81	2,8	63	3,5	-	-
Ilidža	56	3,5	-	-	43	2,0	20	2,5	154	2,0
Ilijaš	220	4,0	90	3,0	360	1,5	240	3,0	385	3,5
Novi Grad	36	3,0	10	2,5	5	2,5	-	-	53	2,4
Novo Sarajevo	-	-	-	-	-	-	-	-	4	3,6
Stari Grad	-	-	-	-	-	-	-	-	-	-
Trnovo	10	2,0	2	2,2	36	1,8	-	-	-	-
Vogošća	9	0,9	2	0,6	3	0,4	3	0,5	5	0,5
KANTON 10	8618	3,8	2104	4,3	8090	2,5	401	2,2	137	3,4
Bosansko Grahovo	490	2,7	10	1,9	45	1,8	15	1,4	-	-
Drvar	33	6,5	24	6,0	105	3,0	8	2,8	120	4,0
Glamoč	3034	3,8	168	2,8	2077	3,5	123	2,6	-	-
Kupres	90	2,6	21	2,0	-	1,7	53	1,5	-	-
Livno	1397	2,2	231	2,2	3613	4,5	52	1,3	17	1,7
Tomislavgrad	3575	5,5	1650	5,5	2250	2,5	150	3,0	-	-

	Krompir		Grah		Luk crni		Kupus		Paradajz	
	Potato		Bean		Onion		Cabbage		Tomato	
	ukupan prinos, t <i>total pro- duction, t</i>	prinos t/ha <i>yield t/ha</i>	ukupan prinos, t <i>total pro- duction, t</i>	prinos t/ha <i>yield t/ha</i>	ukupan prinos, t <i>total pro- duction, t</i>	t/ha <i>yield t/ha</i>	ukupan prinos, t <i>total pro- duction, t</i>	prinos t/ha <i>yield t/ha</i>	ukupan prinos, t <i>total pro- duction, t</i>	prinos t/ha <i>yield t/ha</i>
UNSKO-SANSKI	36591	12,0	2083	1,0	2045	6,8	3521	16,4	2560	14,5
Bihać	1019	8,5	20	2,0	67	3,2	300	20,0	20	2,5
Bosanska Krupa	4200	12,0	350	1,0	100	5,0	150	5,0	250	10,0
Bosanski Petrovac	1450	10,0	20	2,0	96	12,0	-	-	-	-
Bužim	860	10,0	105	1,5	154	7,0	45	9,0	143	13,0
Cazin	4500	5,0	225	0,3	450	5,0	7	3,5	12	3,0
Ključ	660	3,0	110	1,0	60	6,0	30	5,0	70	7,0
Sanski Most	22028	22,5	1043	2,5	1018	9,6	2809	20,5	2011	17,8
Velika Kladuša	1875	7,5	210	0,7	100	4,0	180	9,0	54	9,0
KANTON POSAVSKI	3246	10,8	188	1,8	719	11,8	955	6,0	2241	18,8
Domaljevac-Šamac	100	4,0	10	1,0	15	3,0	80	10,0	81	9,0
Odžak	1976	14,0	84	2,0	504	14,0	275	2,5	1488	24,0
Orašje	1170	9,0	94	2,8	200	10,0	600	15,0	672	14,0
TUZLANSKI	69814	9,7	536	0,8	3218	5,2	4767	4,6	2944	5,0
Banovići	2325	7,5	60	1,0	28	2,5	27	4,5	200	10,0
Čelić	960	12,0	72	1,6	360	8,0	110	11,0	135	9,0
Doboj Istok	1080	6,0	-	-	150	15,0	40	20,0	40	20,0
Gračanica	8145	9,0	-	-	760	8,0	504	12,0	420	10,0
Gradačac	3500	5,0	119	0,7	600	4,0	2800	4,0	279	3,1
Kalesija	9020	11,0	113	1,5	165	3,0	125	5,0	163	2,5
Kladanj	2040	6,0	-	-	51	3,2	8	8,0	4	4,0
Lukavac	12780	15,0	11	0,2	170	5,0	179	1,5	600	6,0
Sapna	1260	7,0	1	0,5	6	2,0	4	4,0	12	4,0
Srebrenik	4740	12,0	76	1,2	598	6,1	408	4,8	289	3,9
Teočak	1200	20,0	5	0,5	110	10,0	-	-	12	3,0
Tuzla	13764	25,0	10	1,9	51	9,9	402	49,6	151	10,0
Živinice	9000	5,0	70	0,5	170	2,0	160	4,0	640	4,0
ZENIČKO-DOBOJSKI	24372	11,2	556	1,2	13165	13,1	2276	14,3	1456	7,9
Breza	1530	9,0	13	0,5	240	6,0	120	10,0	75	5,0
Doboj Jug	66	2,2	2	0,5	6	2,0	2	1,0	8	2,0
Kakanj	1248	6,5	62	1,2	160	4,0	50	5,0	60	3,0
Maglaj	869	5,5	14	0,6	128	5,8	90	10,0	54	9,0
Olovo	1200	15,0	60	3,0	60	6,0	28	7,0	35	7,0
Tešanj	1500	5,0	15	0,5	160	4,0	423	9,0	105	4,2
Usora	360	6,0	6	1,0	2	1,0	5	1,5	3	1,0
Vareš	456	8,0	-	-	9	3,0	10	2,0	5	5,0
Visoko	3402	7,0	191	1,0	288	9,0	460	20,0	444	12,0
Zavidovići	1200	10,0	126	3,0	168	12,0	160	20,0	150	10,0
Zenica	6541	15,0	60	1,5	11934	15,0	928	26,1	481	10,0
Žepče	6000	75,0	7	0,6	10	5,0	-	-	36	6,0
BOSANSKO- PODRINJSKI	4929	14,2	41	1,4	108	4,9	440	10,2	262	9,7
Foča	624	12,0	5	1,0	8	1,5	30	15,0	80	20,0
Goražde	4.200	15,0	20	1,0	60	5,0	360	10,0	176	8,0
Pale	105	7,0	16	4,0	40	8,0	50	10,0	6	5,5

	Krompir		Grah		Luk crni		Kupus		Paradajz	
	Potato		Bean		Onion		Cabbage		Tomato	
	ukupan prinos, t <i>total pro- duction, t</i>	prinos t/ha <i>yield t/ha</i>	ukupan prinos, t <i>total pro- duction, t</i>	prinos t/ha <i>yield t/ha</i>	ukupan prinos, t <i>total pro- duction, t</i>	prinos t/ha <i>yield t/ha</i>	ukupan prinos, t <i>total pro- duction, t</i>	prinos t/ha <i>yield t/ha</i>	ukupan prinos, t <i>total pro- duction, t</i>	prinos t/ha <i>yield t/ha</i>
SREDNJOBOSANSKI	29335	8,8	1442	2,1	2538	7,1	5946	13,0	592	5,8
Bugojno	6178	18,0	120	2,0	650	13,0	3360	21,0	120	12,0
Busovača	1100	5,0	120	1,0	30	2,0	98	7,0	60	4,0
Dobretići	110	11,0	2	3,0	3	6,0	2	8,0	1	7,0
Donji Vakuf	700	20,0	90	3,0	60	6,0	720	24,0	90	30,0
Fojnica	4335	8,5	182	2,6	266	3,8	112	16,0	34	6,7
Gornji Vakuf	4940	6,5	17	1,7	270	15,0	-	-	20	10,0
Jajce	5676	12,0	654	3,1	353	7,5	730	10,0	96	8,0
Kiseljak	1760	11,0	126	3,0	650	10,0	550	10,0	60	12,0
Kreševo	900	5,0	31	1,0	72	3,0	113	2,5	6	0,7
Novi Travnik	740	5,0	12	1,0	18	2,5	28	7,0	24	6,0
Travnik	971	4,4	21	0,7	38	1,5	144	2,4	3	0,4
Vitez	1925	6,4	66	1,2	129	5,4	90	10,0	80	4,2
HERCEGOVAČKO- NERETVANSKI	28145	12,2	208	1,8	5046	12,6	6101	25,6	13237	43,7
Čapljina	6600	22,0	-	-	50	25,0	4000	40,0	7800	60,0
Čitluk	4400	10,0	3	1,5	930	31,0	108	6,0	406	14,0
Grad Mostar	6949	9,0	164	2,0	671	5,2	1040	20,0	315	3,5
Jablanica	1200	10,0	8	1,0	175	5,0	200	8,0	300	10,0
Konjic	3616	16,0	14	1,4	2790	18,0	336	28,0	3686	38,4
Neum	390	6,0	-	-	70	7,0	42	7,0	35	5,0
Prozor-Rama	1720	10,0	11	1,0	300	10,0	375	15,0	300	12,0
Ravno	420	14,0	3	3,0	18	6,0	-	-	140	20,0
Stolac	2850	15,0	5	2,5	42	6,0	-	-	255	30,0
ZAPADNO- HERCEGOVAČKI	7203	7,0	72	1,8	1087	6,7	1889	8,4	2116	12,6
Grude	1890	4,5	28	2,0	77	3,5	120	5,0	80	4,0
Ljubuški	4760	17,0	23	1,5	960	8,0	1470	21,0	2030	14,0
Posušje	553	1,7	22	1,8	50	2,5	299	2,3	6	2,0
Široki Brijeg ¹⁾	-	-	-	-	-	-	-	-	-	-
<i>1) Bez podataka za općinu Široki Brijeg</i>										
KANTON SARAJEVO	12045	10,8	486	2,6	1823	5,6	2085	9,5	821	7,0
Centar	140	7,0	-	-	60	5,0	16	8,0	10	4,0
Hadžići	6800	17,0	294	7,0	198	9,0	252	14,0	56	7,0
Ilidža	2784	12,0	50	1,0	618	6,0	1080	12,0	360	10,0
Ilijaš	570	3,0	68	1,5	60	3,0	75	3,0	51	3,0
Novi Grad	722	5,6	11	1,0	600	5,5	543	8,1	263	7,5
Novo Sarajevo	120	10,0	9	3,0	56	8,0	36	12,0	70	10,0
Stari Grad	350	10,0	30	3,0	144	8,0	16	4,0	-	-
Trnovo	384	8,0	20	1,0	68	4,0	27	9,0	-	-
Vogošća	175	3,5	4	0,5	19	1,0	40	5,0	11	1,0
KANTON 10	6425	6,8	57	1,7	294	6,4	2142	20,7	39	7,7
Bosansko Grahovo	345	6,8	6	5,0	3	4,0	6	12,5	-	-
Drvar	1400	25,0	13	1,1	48	4,6	86	17,2	9	8,5
Glamoč	1461	2,3	4	1,0	56	4,0	40	10,0	-	-
Kupres	19	1,0	-	-	2	3,0	-	-	-	-
Livno	2300	10,0	31	2,2	71	4,7	510	15,0	12	4,0
Tomislavgrad	900	4,5	3	1,3	115	23,0	1500	25,0	18	18,0

nastavak
continued

	Djetelina <i>Clover</i>		Lucerka <i>Lucerne</i>		Kukuruz, zeleni <i>Maize, green</i>		Stočna repa <i>Forage beet</i>		Trav. djet. smjese <i>Grass.clov.mixtures</i>	
	ukupan prinos, t <i>total pro- duction, t</i>	prinos t/ha <i>yield t/ha</i>	ukupan prinos, t <i>total pro- duction, t</i>	prinos t/ha <i>yield t/ha</i>	ukupan prinos, t <i>total pro- duction, t</i>	prinos t/ha <i>yield t/ha</i>	ukupan prinos, t <i>total pro- duction, t</i>	prinos t/ha <i>yield t/ha</i>	ukupan prinos, t <i>total pro- duction, t</i>	prinos t/ha <i>yield t/ha</i>
UNSKO-SANSKI	5740	2,8	4607	2,8	136576	21,4	-	-	7653	3,0
Bihać	84	3,0	53	3,5	9000	25,0	-	-	53	2,5
Bosanska Krupa	1350	1,8	1540	2,2	37200	20,0	-	-	1400	2,0
Bosanski Petrovac	-	-	-	-	245	3,4	-	-	-	-
Bužim	2100	3,5	1440	3,2	7000	20,0	-	-	3630	3,3
Cazin	1050	3,5	175	3,5	18000	15,0	-	-	1800	4,0
Ključ	176	4,0	440	4,0	9000	10,0	-	-	320	4,0
Sanski Most	580	3,1	511	3,5	38131	30,9	-	-	437	2,7
Velika Kladuša	400	2,5	448	2,8	18000	45,0	-	-	13	2,2
KANTON POSAVSKI	2546	7,5	2510	6,6	38500	35,0	60	15,0	1842	7,9
Domaljevac-Šamac	40	1,0	10	1,0	-	-	-	-	-	-
Odžak	2400	10,0	2200	10,0	38500	35,0	30	10,0	1840	8,0
Orašje	106	1,8	300	2,0	-	-	30	30,0	2	0,8
TUZLANSKI	7516	3,4	7605	3,5	133593	15,2	134	14,9	12602	3,8
Banovići	66	5,5	50	5,5	375	7,5	-	-	33	6,5
Čelić	1160	4,0	972	3,6	1800	9,0	-	-	360	3,0
Doboj Istok	756	3,0	543	3,0	2100	35,0	-	-	880	2,0
Gračanica	2030	3,5	2340	4,5	16000	20,0	-	-	1455	3,0
Gradačac	69	2,3	53	2,3	26950	7,0	50	25,0	183	0,6
Kalesija	270	3,0	930	3,0	62000	40,0	-	-	2646	2,7
Kladanj	20	2,8	-	-	-	-	-	-	-	-
Lukavac	232	3,8	189	3,0	-	-	-	-	228	3,5
Sapna	233	1,5	210	1,5	1300	13,0	-	-	139	1,0
Srebrenik	637	2,6	934	2,9	2500	20,0	84	12,0	456	1,6
Teočak	760	4,0	700	5,0	-	-	-	-	198	3,0
Tuzla	360	3,8	100	4,0	10500	29,2	-	-	5250	35,0
Živinice	924	4,2	585	3,9	10068	6,0	-	-	775	3,1
ZENIČKO-DOBOJSKI	14721	3,6	12011	4,0	7820	13,2	2361	9,9	14543	3,0
Breza	1400	5,0	1585	5,0	160	2,0	350	5,0	1346	4,5
Doboj Jug	196	2,0	200	2,0	54	1,5	-	-	180	2,0
Kakanj	888	3,0	1002	3,2	240	8,0	75	5,0	650	2,6
Maglaj	223	2,5	155	2,5	1040	20,0	45	9,0	489	3,0
Olovo	15	5,0	15	5,0	-	-	32	8,0	10	5,0
Tešanj	4940	3,8	4400	4,0	720	12,0	770	11,0	2160	3,6
Usora	100	2,0	100	2,0	50	2,5	-	-	50	2,5
Vareš	30	3,0	3	3,0	-	-	3	3,0	120	2,0
Visoko	3200	4,0	3800	5,0	5000	20,0	246	7,7	4828	2,6
Zavidovići	3036	4,0	280	4,0	100	5,0	140	20,0	4000	4,0
Zenica	116	1,5	122	4,2	379	12,0	700	20,0	125	3,3
Žepče	578	1,3	350	1,9	77	7,0	-	-	585	1,5
BOSANSKO- PODRINJSKI	347	3,7	4625	4,9	329	17,3	126	11,5	225	3,5
Foča	45	1,5	70	2,0	9	3,0	30	6,0	53	1,5
Goražde	212	4,0	4465	5,0	320	20,0	60	20,0	72	3,6
Pale	90	9,0	90	9,0	-	-	36	12,0	100	10,0

	Djetelina <i>Clover</i>		Lucerka <i>Lucerne</i>		Kukuruz, zeleni <i>Maize, green</i>		Stočna repa <i>Forage beet</i>		Trav.djet. smjese <i>Grass.clov.mixtures</i>	
	ukupan prinos, t <i>total pro- duction, t</i>	prinos t/ha <i>yield t/ha</i>	ukupan prinos, t <i>total pro- duction, t</i>	prinos t/ha <i>yield t/ha</i>	ukupan prinos, t <i>total pro- duction, t</i>	prinos t/ha <i>yield t/ha</i>	ukupan prinos, t <i>total pro- duction, t</i>	prinos t/ha <i>yield t/ha</i>	ukupan prinos, t <i>total pro- duction, t</i>	prinos t/ha <i>yield t/ha</i>
SREDNJOBOSANSKI	7372	4,4	7100	4,2	13785	17,8	1929	13,3	4751	2,8
Bugojno	1800	4,5	2773	4,7	2850	19,0	420	14,0	490	3,5
Busovača	-	-	-	-	150	10,0	75	5,0	100	2,0
Dobretići	-	-	-	-	-	-	-	-	-	-
Donji Vakuf	360	18,0	-	-	1200	15,0	200	20,0	20	1,0
Fojnica	291	3,1	143	3,1	252	14,0	120	8,0	174	3,0
Gornji Vakuf	3490	5,0	2520	4,5	1200	15,0	40	8,0	3534	3,8
Jajce	158	3,5	95	3,5	2250	50,0	570	30,0	35	3,5
Kiseljak	189	2,9	145	2,9	450	9,0	500	10,0	260	2,6
Kreševo	-	-	900	15,0	-	-	-	-	-	-
Novi Travnik	405	4,5	175	2,5	240	4,0	4	4,0	8	2,0
Travnik	320	4,0	350	5,0	2993	18,1	-	-	130	2,6
Vitez	360	4,0	-	-	2200	20,0	-	-	-	-
HERCEGOVAČKO- NERETVANSKI	871	2,4	739	2,7	516	6,8	656	16,0	63	2,8
Čapljina	-	-	-	-	-	-	-	-	-	-
Čitluk	312	2,6	388	3,1	210	14,0	105	21,0	-	-
Grad Mostar	221	2,1	88	2,0	114	3,0	9	3,0	6	2,1
Jablanica	70	2,0	45	1,5	-	-	80	8,0	15	1,5
Konjic	104	4,0	124	4,0	115	23,0	360	45,0	42	4,2
Neum	30	2,0	33	3,0	42	3,0	72	8,0	-	-
Prozor	54	1,5	32	1,5	-	-	30	5,0	-	-
Ravno	80	4,0	30	3,0	-	-	-	-	-	-
Stolac	-	-	-	-	35	10,0	-	-	-	-
ZAPADNO- HERCEGOVAČKI	1017	2,0	1800	2,1	328	5,9	125	4,5	124	1,9
Grude	374	2,2	276	2,3	48	3,0	-	-	30	2,0
Ljubuški	299	2,3	1320	2,2	280	7,0	96	8,0	46	2,3
Posušje	344	1,6	204	1,7	-	-	29	1,8	48	1,6
Široki Brijeg ¹⁾	-	-	-	-	-	-	-	-	-	-
<i>1) Bez podataka za općinu Široki Brijeg</i>										
KANTON SARAJEVO	762	3,4	1430	4,6	9824	28,1	2463	14,0	2527	3,1
Centar	5	2,5	3	2,5	-	-	-	-	-	-
Hadžići	24	6,0	15	5,0	239	17,1	273	21,0	28	5,5
Ilidža	448	3,5	1191	5,0	8835	29,0	2048	16,0	763	3,5
Ilijaš	111	3,0	108	3,0	750	25,0	60	3,0	75	3,0
Novi Grad	84	3,5	79	3,6	-	-	-	-	157	2,9
Novo Sarajevo	-	-	-	-	-	-	-	-	5	3,2
Stari Grad	-	-	-	-	-	-	-	-	-	-
Trnovo	90	3,0	35	3,5	-	-	70	7,0	1500	3,0
Vogošća	-	-	-	-	-	-	12	3,0	-	-
KANTON 10	1530	4,0	1809	4,2	12820	18,4	341	12,2	9483	3,7
Bosansko Grahovo	-	-	4	3,5	-	-	-	-	-	-
Drvar	29	4,8	-	-	-	-	21	7,0	12	3,9
Glamoč	113	2,5	-	-	1940	12,4	120	8,0	99	2,7
Kupres	-	-	-	-	-	-	-	-	472	4,9
Livno	264	3,3	455	3,5	880	22,0	200	20,0	6650	3,5
Tomislavgrad	1125	4,5	1350	4,5	10000	20,0	-	-	2250	4,5

nastavak
continued

	Jabuke <i>Apple</i>		Kruške <i>Pear</i>		Šljive <i>Plum</i>		Breskve <i>Peach</i>		Orasi <i>Walnut</i>	
	ukupan prinos,t <i>total pro- duction, t</i>	prinos kg/stablu <i>yield kg/tree</i>	ukupan prinos,t <i>total pro- duction, t</i>	prinos kg/stablu <i>yield kg/tree</i>	ukupan prinos,t <i>total pro- duction, t</i>	prinos kg/stablu <i>yield kg/tree</i>	ukupan prinos,t <i>total pro- duction, t</i>	prinos kg/stablu <i>yield kg/tree</i>	ukupan prinos,t <i>total pro- duction, t</i>	prinos kg/stablu <i>yield kg/tree</i>
UNSKO-SANSKI	1889	12,3	609	10,4	17848	18,6	21	6,8	1117	14,6
Bihać	172	15,0	56	7,0	2438	12,0	-	-	2	5,0
Bosanska Krupa	160	10,0	68	15,0	2400	30,0	-	-	45	5,0
Bosanski Petrovac	17	20,0	73	50,0	175	5,0	-	-	53	50,0
Bužim	29	9,0	11	6,0	76	10,0	-	-	25	7,0
Cazin	672	12,0	260	10,0	4840	20,0	11	6,0	840	20,0
Ključ	232	10,0	18	4,0	3195	15,0	0	1,0	9	4,0
Sanski Most	430	18,5	51	15,6	3590	28,8	-	-	60	9,8
Velika Kladuša	176	9,0	73	8,0	1135	20,0	10	8,5	84	7,0
KANTON POSAVSKI	381	18,3	128	17,1	2567	21,2	20	7,4	43	9,7
Domaljevac-Šamac	35	10,0	8	10,0	600	30,0	3	5,0	9	5,0
Odžak	110	20,0	72	18,0	540	18,0	6	8,0	17	18,0
Orašje	236	20,0	48	18,0	1427	20,0	11	8,0	17	10,0
TUZLANSKI	12967	10,2	4308	8,5	43849	17,5	536	11,8	445	5,5
Banovići	113	13,0	37	8,0	459	9,0	-	-	17	17,0
Čelić	306	16,0	269	14,0	6180	15,0	81	10,0	54	12,0
Doboj Istok	138	15,0	65	10,0	650	25,0	1	5,0	-	-
Gračanica	788	18,1	394	13,0	1229	17,0	30	10,0	80	8,0
Gradačac	4275	4,5	1155	3,5	8625	7,5	105	5,0	86	6,5
Kalesija	330	15,0	150	15,0	1425	15,0	41	8,0	41	8,0
Kladanj	153	25,0	81	30,0	290	25,0	-	-	-	-
Lukavac	1375	50,0	320	40,0	1740	60,0	95	50,0	45	10,0
Sapna	100	5,0	56	4,0	180	6,0	1	3,0	21	6,0
Srebrenik	239	22,0	107	10,0	2747	25,0	4	3,0	18	6,0
Teočak	396	12,0	105	7,0	1170	15,0	3	15,0	8	0,3
Tuzla	3748	49,8	970	39,7	15354	59,7	166	50,0	65	9,0
Živinice	1008	24,0	600	20,0	3800	20,0	10	10,0	12	15,0
ZENIČKO-DOBOJSKI	5873	13,4	2069	11,9	6049	10,3	61	11,1	496	14,0
Breza	495	15,0	230	10,0	585	15,0	-	-	40	10,0
Doboj Jug	39	8,0	5	6,0	36	8,0	-	-	-	-
Kakanj	690	15,0	303	11,0	702	12,0	25	12,0	19	9,0
Maglaj	432	8,0	107	7,9	63	5,0	-	-	11	5,0
Olovo	405	15,0	150	10,0	380	10,0	-	-	20	10,0
Tešanj	585	13,0	276	12,0	200	2,0	-	-	16	6,0
Usora	175	50,0	60	30,0	600	40,0	5	8,0	25	10,0
Vareš	112	40,0	120	40,0	320	40,0	-	-	32	40,0
Visoko	1025	15,6	351	13,0	723	7,9	-	-	12	4,0
Zavidovići	298	20,0	70	7,0	76	2,0	3	10,0	13	8,0
Zenica	1234	18,6	368	15,7	2018	19,4	28	12,5	301	23,0
Žepče	383	5,0	30	5,0	347	4,5	1	3,0	7	5,0
BOSANSKO- PODRINJSKI	1364	10,5	375	6,5	965	3,8	2	3,0	223	4,4
Foča	750	10,0	234	6,0	716	4,0	2	3,0	205	5,0
Goražde	502	12,1	109	9,0	204	3,0	-	-	16	2,0
Pale	112	8,0	33	5,0	45	7,0	-	-	1	1,0

	Jabuke <i>Apple</i>		Kruške <i>Pear</i>		Šljive <i>Plum</i>		Breskve <i>Peach</i>		Orasi <i>Walnut</i>	
	ukupan prinos,t <i>total pro- duction, t</i>	prinos kg/stablu <i>yield kg/tree</i>	ukupan prinos,t <i>total pro- duction, t</i>	prinos kg/stablu <i>yield kg/tree</i>	ukupan prinos,t <i>total pro- duction, t</i>	prinos kg/stablu <i>yield kg/tree</i>	ukupan prinos,t <i>total pro- duction, t</i>	prinos kg/stablu <i>yield kg/tree</i>	ukupan prinos,t <i>total pro- duction, t</i>	prinos kg/stablu <i>yield kg/tree</i>
SREDNJOBOSANSKI	3259	14,9	1446	13,4	5388	13,8	-	-	430	14,0
Bugojno	160	5,0	102	12,0	620	20,0	-	-	5	8,0
Busovača	48	10,0	18	7,0	46	7,0	-	-	4	4,0
Dobretići	4	26,0	6	40,0	17	18,0	-	-	2	25,0
Donji Vakuf	300	15,0	90	15,0	525	25,0	-	-	100	50,0
Fojnica	279	9,0	105	10,0	16	7,0	-	-	33	6,0
Gornji Vakuf	870	15,0	345	13,0	2625	21,0	-	-	139	14,0
Jajce	270	15,0	176	13,0	522	12,0	-	-	69	20,0
Kiseljak	870	60,0	300	40,0	270	10,0	-	-	30	25,0
Kreševo	180	45,0	137	35,0	300	20,0	-	-	11	15,0
Novi Travnik	80	14,0	19	11,0	105	10,0	-	-	8	10,0
Travnik	150	6,0	110	5,0	170	2,0	-	-	23	5,0
Vitez	48	8,8	40	7,5	173	7,6	-	-	8	7,8
HERCEGOVAČKO- NERETVANSKI	4102	11,2	646	7,3	3724	7,4	6157	15,5	186	5,7
Čapljina	1894	10,0	15	15,0	279	45,0	4991	16,4	25	50,0
Čitluk	8	6,3	5	6,5	10	8,7	10	8,7	4	3,1
Grad Mostar	37	4,8	22	4,2	45	5,9	70	3,9	29	6,5
Jablanica	18	5,0	6	2,5	-	-	-	-	2	1,0
Konjic	696	8,0	584	8,0	1616	8,0	-	-	116	5,5
Neum	1	5,0	1	4,0	0	7,0	0	7,0	0	5,0
Prozor	47	6,0	12	2,0	1265	5,0	3	5,0	10	3,0
Ravno	1200	20,0	-	-	-	-	-	-	-	-
Stolac	200	25,0	-	-	508	35,0	1083	15,0	-	-
ZAPADNO- HERCEGOVAČKI	133	7,7	28	4,7	86	4,1	134	14,6	61	7,5
Grude	41	5,0	15	4,0	20	3,0	12	5,0	18	4,0
Ljubuški	82	21,0	12	10,0	42	14,0	122	18,0	39	17,0
Posušje	10	1,9	1	1,2	23	2,1	-	-	4	3,0
Široki Brijeg ¹⁾	-	-	-	-	-	-	-	-	-	-
<i>1) Bez podataka za općinu Široki Brijeg</i>										
KANTON SARAJEVO	2554	11,4	1901	10,5	2187	7,4	15	5,8	180	8,2
Centar	192	16,0	165	15,0	67	5,0	0	2,0	6	8,0
Hadžići	240	30,0	312	26,0	57	6	-	-	32	45,0
Ilidža	588	6,0	704	8,0	1280	10,0	8	6,0	71	7,0
Ilijaš	623	20,0	232	15,0	426	5,0	-	-	26	20,0
Novi Grad	190	10,0	122	9,0	149	7,5	3	6,0	5	7,0
Novo Sarajevo	60	15,0	24	8,0	9	8,0	4	6,0	11	10,5
Stari Grad	575	15,0	310	10,0	154	5,0	0	3,0	22	6,0
Trnovo	26	9,0	19	7,0	19	6,0	-	-	1	3,0
Vogošća	60	6,0	15	3,0	26	4,0	-	-	7	2,0
KANTON 10	130	6,6	45	5,5	680	8,7	-	-	117	4,9
Bosansko Grahovo	-	-	-	-	-	-	-	-	-	-
Drvar	45	11,0	18	7,0	518	12,0	-	-	25	4,5
Glamoč	13	12,0	1	5,0	16	6,0	-	-	-	-
Kupres	-	-	-	-	-	-	-	-	-	-
Livno	17	5,0	4	4,0	93	4,2	-	-	36	5,2
Tomislavgrad	55	5,0	23	5,0	53	5,0	-	-	55	5,0

nastavak

continued

	Trešnje <i>Cherry</i>		Višnje <i>Sour cherry</i>		Kajsije <i>Apricot</i>		Grožđe <i>Grapes</i>	
	ukupan prinos, t <i>total pro- duction, t</i>	prinos kg/stablu <i>yield kg/tree</i>	ukupan prinos, t <i>total pro- duction, t</i>	prinos kg/stablu <i>yield kg/tree</i>	ukupan prinos, t <i>total pro- duction, t</i>	prinos kg/stablu <i>yield kg/tree</i>	ukupan prinos, t <i>total pro- duction, t</i>	prinos kg/čokotu <i>yield kg/vine</i>
UNSKO-SANSKI	327	9,6	102	13,4	19	1,6	31	2,9
Bihać	4	15,0	6	16,0	0	-	1	2,0
Bosanska Krupa	10	10,0	10	10,0	1	10,0	23	2,5
Bosanski Petrovac	-	-	-	-	-	-	-	-
Bužim	29	12,0	5	8,0	-	-	-	-
Cazin	143	12,0	4	12,0	18	10,0	6	4,5
Ključ	-	-	-	-	-	-	-	-
Sanski Most	101	16,1	75	15,2	-	-	-	-
Velika Kladuša	41	7,5	2	5,7	-	-	-	-
KANTON POSAVSKI	34	19,7	49	15,0	20	14,4	49	6,1
Domaljevac-Šamac	5	10,0	4	10,0	3	10,0	-	-
Odžak	21	30,0	30	20,0	14	20,0	17	5,0
Orašje	8	15,0	15	11,0	3	8,0	32	15,0
TUZLANSKI	1653	13,1	518	10,0	228	5,4	50	3,3
Banovići	96	20,0	58	15,0	-	-	-	-
Čelić	72	12,0	103	10,0	28	20,0	-	-
Doboj Istok	117	18,0	21	12,0	-	-	-	-
Gračanica	22	13,0	3	11,0	2	10,0	-	-
Gradačac	610	10,0	37	6,0	73	2,5	19	4,0
Kalesija	24	3,0	11	2,0	4	2,7	-	-
Kladanj	9	20,0	-	-	-	-	-	-
Lukavac	95	35,0	50	20,0	26	15,0	-	-
Sapna	18	4,0	6	3,0	1	2,0	-	-
Srebrenik	99	15,0	28	8,0	9	5,0	-	-
Teočak	67	12,0	26	8,0	7	5,0	-	-
Tuzla	160	14,0	79	10,0	59	20,0	0	1,0
Živinice	264	40,0	97	20,0	20	15,0	30	3,4
ZENIČKO-DOBOJSKI	844	13,3	449	10,0	46	13,1	25	1,1
Breza	18	6,5	7	6,5	6	9,1	-	-
Doboj Jug	2	8,0	1	8,0	-	-	-	-
Kakanj	77	18,0	68	16,0	-	-	0	2,0
Maglaj	11	4,5	2	1,5	-	-	-	-
Olovo	56	20,0	1	10,0	-	-	1	2,0
Tešanj	72	11,0	46	9,0	-	-	-	-
Usora	7	20,0	11	20,0	7	10,0	3	2,0
Vareš	21	25,0	9	25,0	-	-	-	-
Visoko	33	7,0	119	7,0	-	-	-	-
Zavidovići	39	7,0	27	8,0	1	6,0	-	-
Zenica	308	24,0	112	20,0	32	17,0	-	-
Žepče	200	10,0	46	8,0	1	5,0	20	1,0
BOSANSKO- PODRINJSKI	406	12,5	44	4,9	1	5,0	37	30,0
Foča	232	20,0	12	5,0	1	5,0	37	30,0
Goražde	171	8,5	31	5,0	-	-	-	-
Pale	3	4,0	2	4,0	-	-	-	-

nastavak
continued

	Trešnje <i>Cherry</i>		Višnje <i>Sour cherry</i>		Kajsije <i>Apricot</i>		Grožđe <i>Grapes</i>	
	ukupan prinos, t <i>total pro- duction, t</i>	prinos kg/stablu <i>yield kg/tree</i>	ukupan prinos, t <i>total pro- duction, t</i>	prinos kg/stablu <i>yield kg/tree</i>	ukupan prinos, t <i>total pro- duction, t</i>	prinos kg/stablu <i>yield kg/tree</i>	ukupan prinos, t <i>total pro- duction, t</i>	prinos kg/čokotu <i>yield kg/vine</i>
SREDNJOBOSANSKI	397	25,8	224	22,8	-	-	-	-
Bugojno	35	27,0	7	26,0	-	-	-	-
Busovača	16	20,0	2	20,0	-	-	-	-
Dobretići	0	8,0	-	-	-	-	-	-
Donji Vakuf	30	30,0	54	30,0	-	-	-	-
Fojnica	27	35,0	7	22,0	-	-	-	-
Gornji Vakuf	57	13,0	19	14,0	-	-	-	-
Jajce	133	50,0	38	60,0	-	-	-	-
Kiseljak	38	25,0	60	30,0	-	-	-	-
Kreševo	10	27,0	7	10,0	-	-	-	-
Novi Travnik	20	20,0	9	10,0	-	-	-	-
Travnik	32	20,0	18	15,0	-	-	-	-
Vitez	-	-	4	6,0	-	-	-	-
HERCEGOVAČKO- NERETVANSKI	1717	14,8	320	13,5	370	16,1	25324	2,8
Čapljina	153	12,9	70	35,0	12	3,0	6843	4,7
Čitluk	21	15,0	36	6,0	4	6,0	10461	2,8
Grad Mostar	635	11,5	62	7,5	25	6,0	4864	2,4
Jablanica	35	14,0	5	5,0	6	8,0	-	-
Konjic	132	6,0	-	-	-	-	-	-
Neum	1	4,0	-	-	3	5,0	180	0,5
Prozor	171	45,0	57	30,0	-	-	-	-
Ravno	-	-	-	-	-	-	606	4,7
Stolac	570	30,0	90	20,0	320	25,0	2370	1,8
ZAPADNO- HERCEGOVAČKI	171	10,8	43	6,5	42	11,1	3590	1,2
Grude	48	6,0	11	3,0	8	5,0	514	1,4
Ljubuški	100	20,0	29	14,0	35	15,0	3027	1,2
Posušje	23	8,0	3	3,0	-	-	48	1,6
Široki Brijeg ¹⁾	-	-	-	-	-	-	-	-
<i>1) Bez podataka za općinu Široki Brijeg</i>								
KANTON SARAJEVO	527	11,8	363	8,7	9	3,6	4	8,0
Centar	11	8,5	25	8,0	3	4,5	-	-
Hadžići	19	22,0	10	20,0	-	-	-	-
Ilidža	194	9,0	162	8,0	5	4,0	4	8,0
Ilijaš	111	40,0	42	20,0	-	-	-	-
Novi Grad	56	8,0	34	6,0	-	-	-	-
Novo Sarajevo	40	20,0	11	6,3	1	1,6	-	-
Stari Grad	33	11,0	39	9,0	0	6,0	-	-
Trnovo	3	10,0	1	6,0	-	-	-	-
Vogošća	61	10,0	39	9,5	-	-	-	-
KANTON 10	42	23,9	25	17,9	-	-	0	1,5
Bosansko Grahovo	-	-	-	-	-	-	-	-
Drvar	29	70,0	22	22,0	-	-	0	1,5
Glamoč	-	-	-	-	-	-	-	-
Kupres	-	-	-	-	-	-	-	-
Livno	9	9,5	1	7,0	-	-	-	-
Tomislavgrad	4	10,0	2	8,0	-	-	-	-