



Bosna i Hercegovina
Federacija Bosne i Hercegovine
FEDERALNI ZAVOD ZA STATISTIKU

Bosnia and Herzegovina
Federation of Bosnia and Herzegovina
FEDERAL OFFICE OF STATISTICS

BILJNA PROIZVODNJA
FEDERACIJE BOSNE I HERCEGOVINE

PLANT PRODUCTION
FEDERATION OF BOSNIA AND HERZEGOVINA
2011

Sarajevo, 2012.

Izdavač: Federalni zavod za statistiku, Zelenih beretki 26, 71000 Sarajevo

Publisher: Federal Office of Statistics, Zelenih beretki 26, 71000 Sarajevo

Telefon/Phone/Faks: +387 33 22 61 51

Elektronska pošta/E-mail :fedstat@fzs.ba

Internetska stranica/Web site : <http://www.fzs.ba>

Odgovara direktor: Hidajeta Bajramović

Person responsible: Hidajeta Bajramović, Director General

Autor: Fehrija Mehić

The author: Fehrija Mehic

Molimo korisnike da prilikom korišćenja podataka navedu izvor

Users are kindly requested to state the source

Štampano/Tiskano u 100 primjeraka

Printed in 100 copies

Obavijesti daje Odsjek za odnose s javnošću

Information is available at the Department of Public Relations

Telefon/Phone: +387 33 20 64 52/lok 131

Pretplata publikacija: +387 33 20 64 52/lok 132

PREDGOVOR

Federalni zavod za statistiku uradio je statistički bilten “Biljna proizvodnja u Federaciji Bosne i Hercegovine u 2011.” u kojem su prezentirani podaci biljne proizvodnje, a rezultat su provedenih statističkih istraživanja prema Planu provođenja statističkih istraživanja od interesa za Federaciju Bosne i Hercegovine.

Želja nam je da našim korisnicima prezentiramo što više podataka o biljnoj proizvodnji u Federaciji Bosne i Hercegovine, kao što su podaci o zasijanim površinama u 2010/11. godini, ukupnoj proizvodnji usjeva, voća i grožđa i prosječnim prinosima istih u 2011. godini.

Podaci su dati za nivo Federacije Bosne i Hercegovine, kantona i općina.

PREFACE

The Federal Office of Statistics has completed the statistical Bulletin “Plant production in the Federation of Bosnia and Herzegovina in 2011” in which data are presented on crop production from regular statistical surveys in accordance with “The Statistical Research Programme for the Federation of Bosnia and Herzegovina”.

We want to present more data on plant production in Federation of Bosnia and Herzegovina to our users, such as: the sown area in 2010/11, total crop, fruit and grapes production and their average yield (t/ha, kg/tree and kg/vine) in 2011.

Data are presented for the Federation of Bosnia and Herzegovina, cantons and municipalities.

SKRAĆENICE/KRATICE

ha hektar
t tona
kg kilogram

ABBREVIATIONS

*ha hectare
t ton
kg kilogram*

ZNAKOVI

- nema pojave
0 podatak je manji od 0,5 upotrijebljene jedinice
mjere

SYMBOLS

- *no occurrence*
0 *Values is less than 0,5 of the unit of measure
used*

SADRŽAJ

CONTENT

PREDGOVOR	3
<i>PREFACE</i>	
SKRAĆENICE/KRATICE I ZNAKOVI	4
<i>ABBREVIATIONS AND SYMBOLS</i>	
METODLOŠKA OBJAŠNJENJA	7
<i>METHODOLOGICAL NOTES</i>	
ZASIJANE POVRŠINE U FBiH U 2010/11	8
<i>SOWN AREA BY CANTONS IN FB&H IN 2010/11</i>	
ZASIJANE POVRŠINE USJEVA PO KANTONIMA I OPĆINAMA U 2010/11	10
<i>SOWN AREA OF SELECTED CROPS BY CANTONS AND MUNICIPALITIES IN 2010/11</i>	
PROIZVODNJA RANIH USJEVA U 2011. GODINI	14
<i>EARLY CROP PRODUCTION IN 2011</i>	
PROIZVODNJA RANOG VOĆA U 2011. GODINI	15
<i>EARLY FRUIT PRODUCTION IN 2011</i>	
PROIZVODNJA KASNIH USJEVA U 2011. GODINI	16
<i>LATE CROP PRODUCTION BY CANTONS IN 2011</i>	
PROIZVODNJA KASNOG VOĆA U 2011. GODINI	18
<i>LATE FRUIT PRODUCTION IN 2011</i>	
PRINOSI USJEVA, VOĆA I GROŽĐA PO KANTONIMA I OPĆINAMA U 2011	20
<i>CROP, FRUIT AND GRAPES PRODUCTION BY CANTONS AND MUNICIPALITIES IN 2011</i>	

METODOLOŠKA OBJAŠNJENJA

Podaci o biljnoj proizvodnji prikupljaju se redovnim statističkim istraživanjima i to:

- podaci o zasijanim površinama (PO-21 i PO-22),
- podaci o ostvarenim prinosima usjeva, voća i grožđa (PO-32, PO-33, PO-34)

Podaci predstavljaju ukupno ostvarenu poljoprivrednu proizvodnju, iako se prikupljanje podataka obavlja odvojeno. Izvještajne jedinice za biljnu proizvodnju su:

1) poslovni subjekti, zemljoradničke zadruge i druge organizacije koje se bave poljoprivrednom proizvodnjom i dostavljaju podatke redovnim statističkim izvještajima,

2) individualna poljoprivredna gazdinstva/gospodarstva, a podaci se prikupljaju metodom procjene koju rade stručnjaci za poljoprivredu u općinama. Podaci se iskazuju za općinu ukupno.

Podaci o zasijanim površinama i broju stabala voća i čokota/trsova

Prvo se utvrđuju podaci o površinama pojedinih kategorija korištenja zemljišta i upoređuju sa istim podacima iz prethodne godine. Mora se voditi računa o promjenama površina pojedinih kategorija korištenja zemljišta u toku godine.

Poslije toga procjenjuju se zasijane površine na oranicama i baštama po pojedinim usjevima, broj stabala voća po vrstama voća, kao i broj čokota/trsova vinove loze (ukupan broj i broj sposobnih za rod).

Podaci o ostvarenoj proizvodnji usjeva, voća i grožđa

Požnjevena površina je površina sa koje je usjev požnjeven i ubran prinos. Požnjevena površina može biti manja od zasijane površine u slučaju ako su usjevi na nekim površinama usljed elementarnih i drugih nepogoda uništeni, te zbog toga nije obavljena žetva niti ubran prinos.

Kod voća i čokota/trsova uzima se broj stabala i čokota/trsova sposobnih za rod, a ne broj stabala sa kojih je ubran prinos. Ako je u međuvremenu došlo do stradanja nekih stabala ili čokota/trsova podaci moraju biti umanjeni za taj broj stabala ili čokota/trsova.

Ostvareni prinos ratarskih usjeva predstavlja prinos normalne vlažnosti koji je dobiven po završenoj žetvi/berbi i vršidbi, tj. prinos po odbitku količina izgubljenih pri žetvi, prijevozu do gazdinstva/gospodarstva, vršidbi i sl.

Prinos po jedinici površine (t/ha) obračunat je na požnjevenu površinu.

Prinos po stablu i čokotu/trsu (kg) obračunat je na stablo sposobno za rod, odnosno na čokot/trs.

METHODOLOGICAL NOTES

The data on crop production are collected through regular statistical surveys:

- *The data on sown area: surveys PO-21 and PO-22,*
- *The data on plant production- arable crop, fruit and grapes: (surveys PO-32, PO-33 and PO-34).*

The data include total production; also the data are collected separately by kind of report unit. The report units for plant production are:

1) The agricultural enterprises, agricultural co-operatives and other organizations which are engaged in agriculture and data are gathered through regular statistical reports.

2) The private agricultural holdings and data are gathered through estimations. The estimations are made on a local level – for each municipality in total. The estimators are currently agricultural experts in the local authorities of municipalities.

Data on sown area and number of fruit trees and vines

The first phase is the assessment of land use data and comparing this data with data of last year. It is important to take into account the changes of land use categories during the determined year.

Then to assess total sown arable area and to make estimation on number of fruit trees and vines (total number and number of fruit-bearing trees/vines).

Crop, fruit and grape production data

Harvested area is the area on which crops are harvested and yields are gathered. It can be smaller than the sown area in the case that crops were weather-beaten and because of the harvest was not carried out.

The trees and vines – are number of trees and vines capable of bearing, not tree numbers where crops were taken. In the case of harm to trees and vines this should be disposed of.

Realized yield crop is the yield of standard humidity after the deduction of all losses during harvest, transport and threshing.

Yield per unit of area (t/ha) is computed on the base of harvested area.

Yield per tree/vine (in kg) is computed for fruit-bearing tree or vine.

ZASIJANE POVRŠINE U JESENJOJ I PROLJETNOJ
SOWN AREA IN AUTUMN AND SPRING

	Federacija BiH Ukupno <i>Total</i>	Pregled po <i>Review by</i>				
		Unsko- sanski	Kanton Posavski	Tuzlanski	Zeničko- dobojski	Bosansko podrinjski
Zasijana oranična <i>Sown arable</i>						
Zasijano - ukupno	195576	44569	14503	58041	27411	1923
Žita	83761	24443	10225	26721	8039	156
Industrijsko bilje	1964	132	1242	334	18	-
Povrtno bilje	44131	8526	1024	12182	5240	613
Stočno - krmno bilje	65721	11468	2012	18804	14114	1154
Zasijane površine <i>Sown area with</i>						
Pšenica (ozima i jara)	18402	5920	2998	3235	1975	62
Raž (ozima i jara)	1644	403	-	318	57	2
Ječam (ozimi i jari)	7822	889	692	461	629	29
Zob (ozima i jara)	3015	1284	35	483	302	6
Kukuruz - zrno	49085	13757	6395	22013	4856	38
Soja	1169	107	992	67	1	-
Duhan	571	-	190	253	-	-
Krompir	22495	3841	311	7217	2197	349
Mrkva	1215	69	18	98	689	4
Luk crni	3203	317	66	641	886	23
Luk bijeli	807	199	19	221	74	10
Grah	5373	2877	94	689	453	40
Grašak	524	25	32	106	73	6
Kupus i kelj	3464	308	161	1171	260	47
Paradajz	1786	183	113	574	145	27
Paprika zelena	1402	201	83	557	132	40
Krastavac	1353	322	37	527	111	11
Dinje i lubenice	449	14	32	116	4	-
Djetelina	12753	1515	324	2517	3500	93
Lucerka	13244	1526	365	2256	2972	874
Grahorica	135	6	-	105	-	-
Kukuruz, zelena masa	18746	5487	1100	9672	602	26
Stočna repa	908	-	8	84	234	8
Mješ. trava, mahunjača i žita	2741	230	-	402	1586	25
Travno - djetelinske smjese	15986	2195	215	3358	5163	65

SJETVI U FEDERACIJI BIH U 2010/11
IN FEDERATION OF B&H IN 2010/11

ha

kantonima
cantons

Srednjo-bosanski	Hercegovačko-neretvanski	Zapadno-hercegovački	Kanton Sarajevo	Kanton 10	
------------------	--------------------------	----------------------	-----------------	-----------	--

površina
area

17600	9924	5492	5856	10257	Sown area - total
5196	903	1299	997	5783	Cereals
11	66	95	66	-	Industrial crops
5704	4860	2113	2872	998	Vegetable crops
6690	4095	1985	1922	3477	Fodder crops

odabranih usjeva
selected crops

1681	344	465	129	1593	Wheat
404	18	2	55	385	Rye
1052	297	370	173	3231	Barley
463	54	151	113	124	Oats
1235	169	311	259	52	Maize - grain
2	-	-	-	-	Soya
-	33	95	-	-	Tobacco
3305	2304	1056	1210	705	Potato
101	72	34	106	24	Carrot
361	369	165	335	41	Onion
79	87	40	53	25	Garlic
688	222	62	207	42	Bean
73	121	18	60	11	Pea
651	277	239	250	101	Cabbage and kale
93	357	173	115	7	Tomato
64	205	47	70	3	Green peper
96	116	57	73	3	Cucumber
1	164	118	-	-	Melon and watermelon
2001	1727	505	246	325	Clover
1678	2130	855	312	276	Lucerne
3	14	-	-	7	Vetch
734	80	95	365	585	Maize, green mass
230	47	45	181	72	Forage beet
101	3	390	2	2	Mixture of leg.grass.and cereal
1828	68	75	814	2205	Mixture of grasses and clovers

ZASIJANE POVRŠINE ODABRANIH USJEVA PO KANTONIMA I OPĆINAMA U 2010/2011.
SOWN AREA WITH SELECTED CROPS BY CANTONS AND MUNICIPALITIES IN 2010/2011.

	Pšenica	Raž	Ječam	Zob	Kukuruz	Krompir	Luk crni	Grah	ha
	<i>Wheat</i>	<i>Rye</i>	<i>Barley</i>	<i>Oats</i>	<i>Maize</i>	<i>Potato</i>	<i>Onion</i>	<i>Bean</i>	
UNSKO-SANSKI	5920	403	889	1284	13757	3841	317	2877	
Bihać	371	86	19	73	299	116	18	8	
Bosanska Krupa	1300	150	150	30	600	400	20	405	
Bosanski Petrovac	15	20	46	50	58	120	10	13	
Bužim	75	2	4	2	400	85	18	69	
Cazin	2800	50	400	850	3750	1100	100	1050	
Ključ	60	5	35	61	800	250	15	120	
Sanski Most	438	54	199	208	3150	970	96	412	
Velika Kladuša	861	36	36	10	4700	800	40	800	
KANTON POSAVSKI	2998	-	692	35	6395	311	66	94	
Domaljevac-Šamac	300	-	60	-	700	25	5	10	
Odžak	1200	-	200	35	2600	138	36	44	
Orašje	1498	-	432	-	3095	148	25	40	
TUZLANSKI	3235	318	461	483	22013	7217	641	689	
Banovići	105	5	6	18	332	310	8	67	
Čelić	175	25	70	65	500	70	40	50	
Doboj Istok	130	-	20	-	280	200	10	-	
Gračanica	345	15	15	5	3066	900	90	10	
Gradačac	1000	-	10	30	4660	670	150	188	
Kalesija	200	-	60	35	2880	730	50	70	
Kladanj	25	1	1	5	326	290	18	-	
Lukavac	715	240	195	180	4100	830	45	80	
Sapna	135	-	15	4	478	382	10	9	
Srebrenik	90	7	30	79	2151	370	98	60	
Teočak	50	-	9	12	480	65	11	-	
Tuzla	125	10	10	10	960	500	26	15	
Živinice	140	15	20	40	1800	1900	85	140	
ZENIČKO-DOBOJSKI	1975	57	629	302	4856	2197	886	453	
Breza	70	-	25	10	20	180	30	20	
Doboj Jug	24	-	3	4	56	24	3	4	
Kakanj	114	2	42	7	135	190	42	57	
Maglaj	49	4	17	-	140	157	20	20	
Olovo	6	2	2	4	20	60	5	20	
Tešanj	300	-	45	30	1600	300	40	40	
Usora	460	20	370	200	1700	60	3	5	
Vareš	5	5	5	5	2	66	5	6	
Visoko	270	4	23	7	253	485	25	199	
Zavidovići	450	4	7	8	300	130	10	35	
Zenica	195	15	50	25	150	460	700	35	
Žepče	32	1	40	2	480	85	3	12	
BOSANSKO-PODRINJSKI	62	2	29	6	38	349	23	40	
Foča	10	-	1	-	2	52	6	9	
Goražde	46	2	13	2	36	285	13	26	
Pale	6	-	15	4	-	12	4	5	

nastavak
continued

	Pšenica <i>Wheat</i>	Raž <i>Rye</i>	Ječam <i>Barley</i>	Zob <i>Oats</i>	Kukuruz <i>Maize</i>	Krompir <i>Potato</i>	Luk crni <i>Onion</i>	Grah <i>Bean</i>	ha
SREDNJOBOSANSKI	1681	404	1052	463	1213	3305	361	688	
Bugojno	162	120	250	80	40	369	80	65	
Busovača	160	25	30	75	310	215	15	98	
Dobretići	-	-	1	6	1	2	1	1	
Donji Vakuf	40	15	33,5	-	10	30	10	33	
Fojnica	135	45	35	20	35	510	60	70	
Gornji Vakuf-Uskoplje	230	29	190	34	10	745	14	10	
Jajce	50	-	60	15	180	490	40	220	
Kiseljak	120	80	45	15	70	140	55	45	
Kreševo	8	5	28	3	7	135	26	34	
Novi Travnik	140	70	80	75	30	140	7	17	
Travnik	346	5	124	20	60	225	30	45	
Vitez	290	10	175	120	460	304	23	50	
HERCEGOVAČKO- NERETVANSKI	344	18	297	54	169	2304	369	222	
Čapljina	5	-	5	-	5	200	5	5	
Čitluk	110	-	50	5	40	410	32	25	
Grad Mostar	29	5	4	1	13	754	109	128	
Jablanica	-	-	20	8	30	115	25	10	
Konjic	4	2	60	12	22	220	150	15	
Neum	75	10	71	-	9	65	11	11	
Prozor-Rama	6	1	22	1	30	340	28	23	
Ravno	20	-	20	20	10	10	2	2	
Stolac	95	-	45	7	10	190	7	3	
ZAPADNO- HERCEGOVAČKI	465	2	370	151	311	1056	165	62	
Grude	110	-	120	-	150	410	15	20	
Ljubuški	185	-	155	150	-	305	130	22	
Posušje	170	2	95	1	161	341	20	20	
Široki Brijeg ¹⁾	-	-	-	-	-	-	-	-	
<i>1) Bez podataka za općinu Široki Brijeg</i>									
KANTON SARAJEVO	129	55	173	113	259	1210	335	207	
Centar	-	-	1	1	1	25	10	-	
Hadžići	60	31	32	30	10	383	25	51	
Ilidža	13	-	16	8	80	241	105	62	
Ilijaš	25	15	90	60	130	160	17	40	
Novi Grad	14	-	4	2	24	139	118	11	
Novo Sarajevo	-	-	-	-	1	15	6	9	
Stari Grad	-	-	-	-	-	31	16	7	
Trnovo	-	2	21	3	-	36	17	16	
Vogošća	17	7	9	10	13	180	21	11	
KANTON 10	1593	385	3231	124	52	705	41	42	
Bosansko Grahovo	114	5	12	11	-	13	1	1	
Drvar	9	-	17	3	42	52	5	21	
Glamoč	596	70	532	25	-	257	11	4	
Kupres	4	10	150	25	-	18	0	-	
Livno	570	100	2120	40	10	225	19	12	
Tomislavgrad	300	200	400	20	-	140	5	4	

nastavak
continued

	ha							
	Kupus i kelj <i>Cabbage and kale</i>	Paradajz <i>Tomato</i>	Paprika, zelena <i>Green paper</i>	Djetelina <i>Clover</i>	Lucerka <i>Lucerne</i>	Kukuruz, zeleni <i>Maize, green</i>	Stočna repa <i>Forage beet</i>	Trav.djet. smjese <i>Grass.clov. mixtures</i>
UNSKO-SANSKI	308	183	201	1515	1526	5487	-	2195
Bihać	19	5	6	10	12	185	-	3
Bosanska Krupa	30	25	25	420	500	1580	-	420
Bosanski Petrovac	-	-	-	7	-	52	-	-
Bužim	4	8	8	650	600	-	-	1150
Cazin	10	10	10	185	25	1250	-	300
Ključ	10	15	15	53	106	1000	-	86
Sanski Most	135	110	127	90	83	1220	-	86
Velika Kladuša	100	10	10	100	200	200	-	150
KANTON POSAVSKI	161	113	83	324	365	1100	8	215
Domaljevac-Šamac	9	10	10	50	10	-	-	0
Odžak	117	62	37	220	200	1100	5	210
Orašje	35	41	36	54	155	-	3	5
TUZLANSKI	1171	574	557	2517	2256	9672	84	3358
Banovići	5	19	13	6	4	35	-	7
Čelić	12	12	10	280	280	150	-	80
Doboj Istok	2	2	1	252	181	60	-	440
Gračanica	40	35	30	560	502	802	66	481
Gradačac	800	95	95	58	35	3350	5	395
Kalesija	25	55	65	90	160	1500	-	740
Kladanj	1	1	1	4	-	18	1	-
Lukavac	140	100	120	70	80	1200	5	60
Sapna	4	8	3	263	240	180	-	226
Srebrenik	88	63	58	254	339	125	7	275
Teočak	-	4	1	230	200	-	-	124
Tuzla	9	20	20	170	45	352	-	230
Živinice	45	160	140	280	190	1900	-	300
ZENIČKO-DOBOJSKI	260	145	132	3500	2972	602	234	5163
Breza	10	12	5	285	350	80	70	344
Doboj Jug	3	5	5	92	95	45	-	94
Kakanj	13	19	19	294	312	50	22	250
Maglaj	8	5	4	89	61	50	5	155
Olovo	3	4	4	4	4	-	3	2
Tešanj	50	25	20	1300	1100	60	70	600
Usora	4	3	4	35	35	5	-	30
Vareš	5	-	-	11	5	-	1	62
Visoko	121	21	35	800	750	257	25	1854
Zavidovići	6	10	12	200	70	20	3	1350
Zenica	35	35	22	20	20	25	35	32
Žepče	2	6	2	370	170	10	-	390
BOSANSKO-PODRINJSKI	47	27	40	93	874	26	8	65
Foča	4	5	9	30	35	4	6	35
Goražde	38	21	30	53	829	22	-	20
Pale	5	1	1	10	10	-	2	10

nastavak
continued

	ha							
	Kupus i kelj <i>Cabbage and kale</i>	Paradajz <i>Tomato</i>	Paprika, zelena <i>Green paper</i>	Djetelina <i>Clover</i>	Lucerka <i>Lucerne</i>	Kukuruz, zeleni <i>Maize, green</i>	Stočna repa <i>Forage beet</i>	Travn.djet. smjese <i>Grass.clov. mixtures</i>
SREDNJOBOSANSKI	651	93	64	2001	1678	734	230	1828
Bugojno	160	10	2	371	545	150	30	130
Busovača	16	12	12	95	7	13	13	55
Dobretići	1	-	-	-	-	8	-	-
Donji Vakuf	30	10	10	20	10	100	10	30
Fojnica	7	6	4	94	45	18	15	58
Gornji Vakuf	145	2	2	707	568	60	4	920
Jajce	80	15	5	170	25	60	30	80
Kiseljak	85	7	7	80	50	25	60	100
Kreševo	51	8	4	161	70	5	60	20
Novi Travnik	5	4	3	100	70	30	3	15
Travnik	60	7	6	80	80	135	5	70
Vitez	11	12	9	123	208	130	-	350
HERCEGOVAČKO- NERETVANSKI	277	357	205	1727	2130	80	47	68
Čapljina	120	80	50	-	-	-	-	-
Čitluk	13	21	10	140	150	20	4	15
Grad Mostar	58	90	76	124	43	39	7	20
Jablanica	35	25	10	35	30	-	10	10
Konjic	13	87	27	25	30	5,5	8	10
Neum	6	8	5	65	77	12	10	5
Prozor-Rama	18	35	16	1290	1770	-	8	8
Ravno	3	2	2	30	30	-	-	-
Stolac	11	9	9	18	-	4	-	-
ZAPADNO- HERCEGOVAČKI	239	173	47	505	855	95	45	75
Grude	25	15	10	150	120	50	10	20
Ljubuški	82	155	35	130	610	45	15	25
Posušje	132	3	2	225	125	-	20	30
Široki Brijeg ¹⁾	-	-	-	-	-	-	-	-
<i>1) Bez podataka za općinu Široki Brijeg</i>								
KANTON SARAJEVO	250	115	70	246	312	365	181	814
Centar	4	3	1	2	2	-	-	1
Hadžići	20	8	7	6	3	21	14	5
Ilidža	100	32	18	132	240	317	132	223
Ilijaš	25	15	20	36	32	27	20	25
Novi Grad	72	37	10	26	22	-	-	58
Novo Sarajevo	5	7	7	-	-	-	-	2
Stari Grad	10	4	-	-	-	-	-	-
Trnovo	1	-	-	40	10	-	11	500
Vogošća	13	9	7	4	3	-	4	-
KANTON 10	101	7	3	325	276	585	72	2205
Bosansko Grahovo	1	-	-	5	1	-	-	-
Drvar	4	2	1	14	-	-	1	7
Glamoč	4	-	-	36	-	350	13	19
Kupres	2	-	-	-	-	-	-	4
Livno	35	4	1	70	125	35	8	1900
Tomislavgrad	56	1	1	200	150	200	50	275

PROIZVODNJA RANIH USJEVA U 2011. GODINI

PRODUCTION OF EARLY CROPS IN 2011.

	Pšenica <i>Wheat</i>	Raž <i>Rye</i>	Ječam <i>Barley</i>	Zob <i>Oats</i>
--	--------------------------------	--------------------------	-------------------------------	---------------------------

Požnjevena površina, ha

Harvested area, ha

Federacija Bosne i Hercegovine	17836	1583	7622	2790
Unsko-sanski	5910	371	853	1274
Kanton Posavski	2998	-	690	35
Tuzlanski	3140	318	469	465
Zeničko-dobojski	1601	52	621	291
Bosansko-podrinjski	62	2	29	6
Srednjobosanski	1641	395	994	454
Hercegovačko neretvanski	344	18	297	44
Zapadno hercegovački	465	2	285	1
Kanton Sarajevo	100	40	160	96
Kanton 10	1575	385	3224	124

Ukupna proizvodnja, tona

Total production, tons

Federacija Bosne i Hercegovine	67782	5553	21789	7447
Unsko-sanski	21629	1291	2764	2915
Kanton Posavski	12876	-	2561	123
Tuzlanski	13565	1220	1810	1596
Zeničko-dobojski	5803	150	1944	876
Bosansko-podrinjski	238	5	87	17
Srednjobosanski	5515	1299	3243	1304
Hercegovačko neretvanski	1051	59	940	138
Zapadno hercegovački	1223	4	728	2
Kanton Sarajevo	363	128	410	238
Kanton 10	5520	1397	7302	239

Prosječan prinos, t/ha

Yield t/ha

Federacija Bosne i Hercegovine	3,8	3,5	2,9	2,7
Unsko-sanski	3,7	3,5	3,2	2,3
Kanton Posavski	4,3	-	3,7	3,5
Tuzlanski	4,3	3,8	4,0	3,4
Zeničko-dobojski	3,6	2,9	3,1	3,0
Bosansko-podrinjski	3,8	2,7	3,0	2,9
Srednjobosanski	3,4	3,3	3,3	2,9
Hercegovačko neretvanski	3,1	3,3	3,2	3,2
Zapadno hercegovački	2,6	2,2	2,6	2,1
Kanton Sarajevo	3,6	3,2	2,6	2,5
Kanton 10	3,5	3,6	2,3	1,9

PROIZVODNJA RANOG VOĆA U 2011. GODINI
PRODUCTION OF EARLY FRUIT IN 2011.

	Trešnje <i>Cherry</i>	Višnje <i>Sour cherry</i>	Kajsije <i>Apricot</i>
--	---------------------------------	-------------------------------------	----------------------------------

Broj stabala sposobnih za rod

Number of bearing trees

Federacija Bosne i Hercegovine	430501	175888	76632
Unsko-sanski	33330	7186	2131
Kanton Posavski	1775	2079	1070
Tuzlanski	114663	48945	42300
Zeničko-dobojski	59675	28855	2860
Bosansko-podrinjski	31500	9100	100
Srednjobosanski	15513	7720	10
Hercegovačko neretvanski	113655	23498	22386
Zapadno hercegovački	14745	5935	3500
Kanton Sarajevo	43950	41165	2275
Kanton 10	1695	1405	-

Ukupna proizvodnja, tona

Total production, tons

Federacija Bosne i Hercegovine	6191	1854	983
Unsko-sanski	404	124	21
Kanton Posavski	44	39	18
Tuzlanski	1617	518	274
Zeničko-dobojski	740	270	36
Bosansko-podrinjski	805	71	1
Srednjobosanski	308	116	-
Hercegovačko neretvanski	1529	286	581
Zapadno hercegovački	161	41	41
Kanton Sarajevo	563	369	12
Kanton 10	20	20	-

Prosječan prinos, kg/stablu

Yield kg/tree

Federacija Bosne i Hercegovine	14,4	10,5	12,8
Unsko-sanski	12,1	17,3	9,7
Kanton Posavski	24,7	18,9	17,2
Tuzlanski	14,1	10,6	6,5
Zeničko-dobojski	12,4	9,4	12,7
Bosansko-podrinjski	25,5	7,7	7,0
Srednjobosanski	19,9	15,0	-
Hercegovačko neretvanski	13,5	12,2	26,0
Zapadno hercegovački	10,9	6,9	11,6
Kanton Sarajevo	12,8	9,0	5,1
Kanton 10	12,0	14,1	-

PROIZVODNJA KASNIH USJEVA U 2011. GODINI

PRODUCTION OF LATE CROPS IN 2011.

	Kukuruz	Krompir	Grah	Luk crni	Kupus i kelj	Paradajz
	<i>Maize-grain</i>	<i>Potato</i>	<i>Bean</i>	<i>Onion</i>	<i>Cabbage and kale</i>	<i>Tomato</i>

Požnjevena površina, ha

Harvested area, ha

Federacija Bosne i Hercegovine	48620	22106	5224	3162	3364	1738
Unsko-sanski	13742	3809	2862	317	308	183
Kanton Posavski	6380	300	94	66	126	113
Tuzlanski	21725	7015	635	605	1122	535
Zeničko-dobojski	4856	2197	440	885	260	139
Bosansko-podrinjski	38	349	39	23	47	26
Srednjobosanski	1112	3212	641	360	645	91
Hercegovačko-neretvanski	159	2304	217	369	277	357
Zapadno hercegovački	311	1056	62	165	239	173
Kanton Sarajevo	245	1182	196	331	240	114
Kanton 10	52	682	39	41	101	7

Ukupna proizvodnja, tona

Total production, tons

Federacija Bosne i Hercegovine	203293	235164	6800	28055	45257	27208
Unsko-sanski	64797	39904	2723	2260	4459	2365
Kanton Posavski	27128	4201	202	985	5931	2442
Tuzlanski	89559	68034	558	3205	7634	3032
Zeničko-dobojski	16846	19659	939	11776	4124	1916
Bosansko-podrinjski	57	7741	75	239	667	256
Srednjobosanski	2832	28543	1192	2468	7983	441
Hercegovačko-neretvanski	587	33772	436	3530	7759	13674
Zapadno hercegovački	489	7881	107	1215	2069	2236
Kanton Sarajevo	852	11902	516	2034	2262	798
Kanton 10	147	13527	51	345	2370	48

Prosječan prinos, t/ha

Yield t/ha

Federacija Bosne i Hercegovine	4,2	10,6	1,3	8,9	13,5	15,7
Unsko-sanski	4,7	10,5	1,0	7,1	14,5	12,9
Kanton Posavski	4,3	14,0	1,3	14,9	23,5	6,9
Tuzlanski	4,1	9,7	2,1	5,3	47,1	21,6
Zeničko-dobojski	3,5	8,9	0,9	13,3	6,8	5,7
Bosansko-podrinjski	1,5	22,2	2,1	10,4	15,9	13,8
Srednjobosanski	2,5	8,8	1,9	6,9	14,2	9,8
Hercegovačko-neretvanski	3,7	14,7	2,0	9,6	12,4	4,9
Zapadno hercegovački	1,6	7,5	1,7	7,4	28,1	38,4
Kanton Sarajevo	3,5	10,1	2,6	6,1	8,7	12,9
Kanton 10	2,8	19,5	1,3	8,4	9,4	7,0

continued

	Paprika <i>Green paper</i>	Djetelina <i>Clover</i>	Lucerka <i>Lucerne</i>	Kukuruz, zeleni <i>Maize, green</i>	Stočna repa <i>Forage beet</i>	Travno djet.smjese <i>Grass.clov. mixtures</i>
--	--	-----------------------------------	----------------------------------	---	--	--

Požnjevena površina, hektara

Harvested area, ha

Federacija Bosne i Hercegovine	1319	12958	13680	16563	836	14683
Unsko-sanski	195	1710	1614	5381	1	2289
Kanton Posavski	73	320	375	115	11	208
Tuzlanski	538	2443	2353	8953	8	3434
Zeničko-dobojski	122	3529	3081	363	259	3916
Bosansko-podrinjski	31	92	936	25	8	65
Srednjobosanski	57	1977	1698	753	212	1780
Hercegovačko-neretvanski	191	1782	2176	86	49	99
Zapadno hercegovački	54	525	865	60	35	65
Kanton Sarajevo	55	217	282	376	180	565
Kanton 10	4	363	300	451	73	2262

Ukupna proizvodnja, tona

Total production, tons

Federacija Bosne i Hercegovine	13432	48541	55579	321607	11933	55484
Unsko-sanski	3676	5786	5552	141790	11	7668
Kanton Posavski	847	1816	1731	5750	166	1006
Tuzlanski	2120	9437	9266	131844	180	9319
Zeničko-dobojski	888	16082	15893	4975	3384	17592
Bosansko-podrinjski	272	403	7351	861	92	326
Srednjobosanski	255	9291	8536	11778	2890	9566
Hercegovačko-neretvanski	4697	2696	2917	827	955	280
Zapadno hercegovački	219	1107	1884	270	105	132
Kanton Sarajevo	429	766	1400	11256	2535	1823
Kanton 10	30	1159	1050	12255	1615	7773

Prosječan prinos, t/ha

Yield t/ha

Federacija Bosne i Hercegovine	10,2	3,7	4,1	19,4	14,3	3,8
Unsko-sanski	18,8	3,4	3,4	26,4	11,0	3,3
Kanton Posavski	11,6	5,7	4,6	50,0	15,1	4,8
Tuzlanski	3,9	3,9	3,9	14,7	22,5	2,7
Zeničko-dobojski	7,3	4,6	5,2	13,7	13,1	4,5
Bosansko-podrinjski	8,8	4,4	7,9	34,4	11,5	5,0
Srednjobosanski	4,5	4,7	5,0	15,6	13,6	5,4
Hercegovačko-neretvanski	24,7	1,5	1,3	9,7	19,5	2,8
Zapadno hercegovački	4,0	2,1	2,2	4,5	3,0	2,0
Kanton Sarajevo	7,9	3,5	5,0	29,9	14,1	3,2
Kanton 10	7,6	3,2	3,5	27,2	22,1	3,4

PROIZVODNJA KASNOG VOĆA U 2011. GODINI

PRODUCTION OF LATE FRUIT IN 2011.

	Jabuke <i>Apple</i>	Kruške <i>Pear</i>	Šljive <i>Plum</i>	Breskve <i>Peach</i>	Orasi <i>Walnut</i>
--	------------------------	-----------------------	-----------------------	-------------------------	------------------------

Broj stabala sposobnih za rod

Number of bearing trees

Federacija Bosne i Hercegovine	2652662	1175227	5556616	459852	363248
Unsko-sanski	154884	57997	967227	3140	77360
Kanton Posavski	13950	5570	90800	2130	3435
Tuzlanski	1095004	471200	2328410	42650	77490
Zeničko-dobojski	428417	161480	569525	5300	32970
Bosansko-podrinjski	123480	55400	256700	600	49160
Srednjobosanski	208050	99900	369500	20	38250
Hercegovačko neretvanski	360245	87920	581035	395770	32583
Zapadno hercegovački	15050	5500	19550	8000	7630
Kanton Sarajevo	233987	222360	295869	2225	20290
Kanton 10	19595	7900	78000	17	24080

Ukupna proizvodnja, tona

Total production, tons

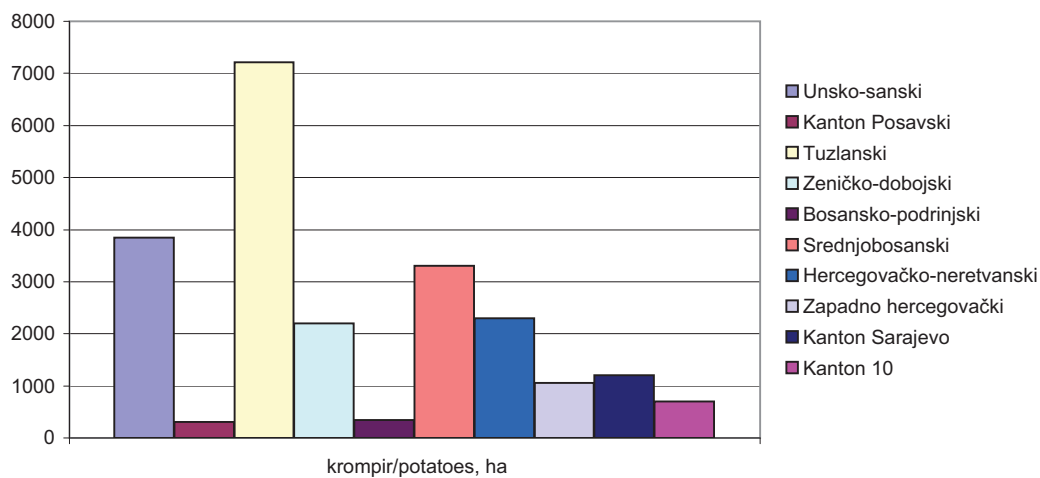
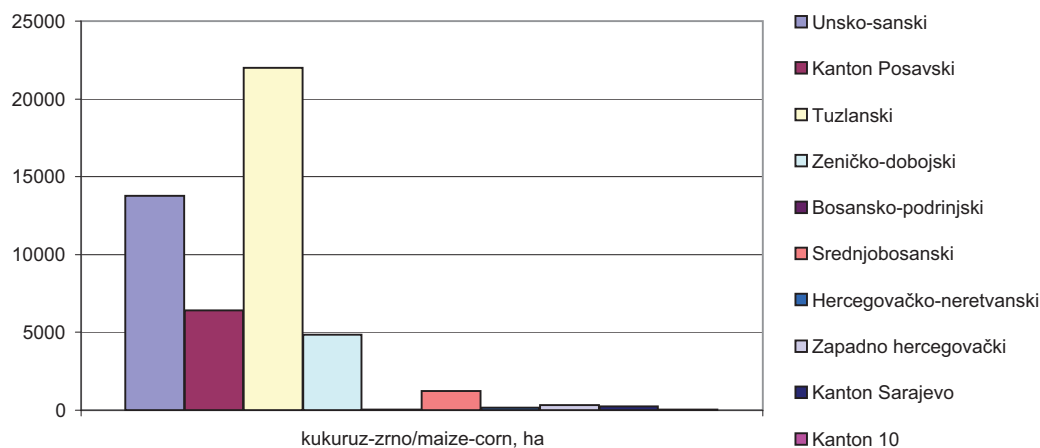
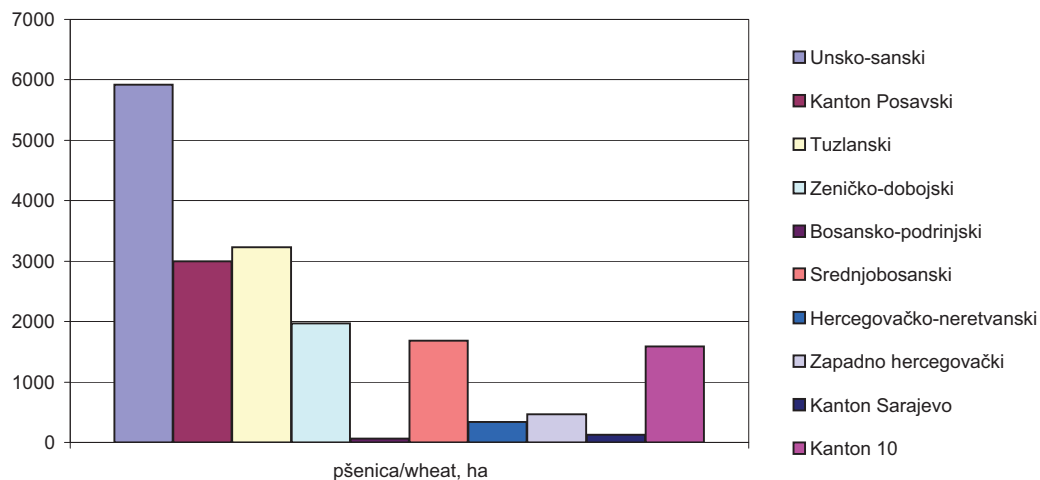
Federacija Bosne i Hercegovine	29000	9963	57232	7872	2754
Unsko-sanski	1707	463	8394	7	331
Kanton Posavski	238	94	1382	17	43
Tuzlanski	9852	3305	25391	307	429
Zeničko-dobojski	5837	1874	6141	58	358
Bosansko-podrinjski	1362	374	619	2	688
Srednjobosanski	2546	1068	3872	0	336
Hercegovačko neretvanski	3726	635	9085	7337	203
Zapadno hercegovački	126	30	64	132	62
Kanton Sarajevo	3498	2071	1686	11	200
Kanton 10	110	52	598	0	103

Prosječan prinos, kg po stablu

Yield kg/tree

Federacija Bosne i Hercegovine	10,9	8,5	10,6	17,1	7,6
Unsko-sanski	11,0	8,0	8,7	2,3	4,3
Kanton Posavski	17,0	16,8	15,2	8,1	12,5
Tuzlanski	9,0	7,0	10,9	7,2	5,5
Zeničko-dobojski	13,6	11,6	10,8	10,9	10,9
Bosansko-podrinjski	11,0	6,8	2,4	3,3	14,0
Srednjobosanski	12,2	10,7	10,5	2,0	8,8
Hercegovačko neretvanski	10,3	7,2	15,6	18,5	6,2
Zapadno hercegovački	8,4	5,5	3,2	16,5	8,2
Kanton Sarajevo	14,9	9,3	5,7	4,9	9,8
Kanton 10	5,6	6,5	7,7	4,0	4,3

ZASIJANE POVRŠINE GLAVNIH RATARSKIH USJEVA PO KANTONIMA, 2011
SOWN AREA WITH MAIN CROPS BY CANTONS, 2011



PRINOSI USJEVA, VOĆA I GROŽĐA PO KANTONIMA I OPĆINAMA U 2011. GODINI
CROP, FRUIT AND GRAPES PRODUCTION BY CANTONS AND MUNICIPALITIES IN 2011.

	Pšenica <i>Wheat</i>		Raž <i>Rye</i>		Ječam <i>Barley</i>		Zob <i>Oats</i>		Kukuruz-zrno <i>Maize - grain</i>	
	ukupan prinos, t <i>total pro- duction, t</i>	prinos t/ha <i>yield t/ha</i>	ukupan prinos, t <i>total pro- duction, t</i>	prinos t/ha <i>yield t/ha</i>	ukupan prinos, t <i>total pro- duction, t</i>	prinos t/ha <i>yield t/ha</i>	ukupan prinos, t <i>total pro- duction, t</i>	prinos t/ha <i>yield t/ha</i>	ukupan prinos, t <i>total pro- duction, t</i>	prinos t/ha <i>yield t/ha</i>
UNSKO-SANSKI	21629	3,7	1291	3,5	2764	3,2	2915	2,3	64797	4,7
Bihać	1083	3,0	118	2,1	44	2,3	113	1,8	994	3,5
Bosanska Krupa	5200	4,0	600	4,0	525	3,5	90	3,0	2100	3,5
Bosanski Petrovac	42	2,8	54	3,0	147	3,2	140	2,8	203	3,5
Bužim	255	3,4	4	2,2	8	2,0	4	2,0	1800	4,5
Cazin	10640	3,8	190	3,8	1400	3,5	1700	2,0	9375	2,5
Ključ	210	3,5	15	3,0	123	3,5	183	3,0	3200	4,0
Sanski Most	1358	3,1	184	3,4	517	2,6	645	3,1	23625	7,5
Velika Kladuša	2841	3,3	126	3,5	-	-	40	4,0	23500	5,0
KANTON POSAVSKI	12876	4,3	-	-	2561	3,7	123	3,5	27128	4,3
Domaljevac-Šamac	900	3,0	-	-	210	3,5	-	-	2800	4,0
Odžak	4800	4,0	-	-	760	3,8	123	3,5	11700	4,5
Orašje	7176	4,8	-	-	1591	3,7	-	-	12628	4,1
TUZLANSKI	13565	4,3	1220	3,8	1810	4,0	1596	3,4	89559	4,1
Banovići	305	2,9	13	2,5	14	2,3	-	-	1.328	4,0
Čelić	840	4,8	80	3,2	343	4,9	228	3,5	3000	6,0
Doboj Istok	585	4,5	-	-	90	4,5	-	-	1680	6,0
Gračanica	1760	5,1	63	4,2	69	4,6	19	3,8	12440	4,1
Gradačac	3800	3,8	-	-	31	3,1	90	3,0	18760	4,0
Kalesija	680	3,4	-	-	162	2,7	91	2,6	11520	4,0
Kladanj	88	3,5	3	3,0	3	3,0	15	3,0	913	2,8
Lukavac	3933	5,5	960	4,0	878	4,5	720	4,0	16400	4,0
Sapna	120	3,0	-	-	11	2,1	7	1,8	570	3,0
Srebrenik	333	3,7	25	3,5	93	3,1	237	3,0	9038	4,2
Teočak	175	3,5	-	-	27	3,0	36	3,0	2160	4,5
Tuzla	500	4,0	27	2,7	30	3,0	25	2,5	3830	4,0
Živinice	448	3,2	50	3,3	60	3,0	128	3,2	7920	4,4
ZENIČKO-DOBOJSKI	5803	3,6	150	2,9	1944	3,1	876	3,0	16846	3,5
Breza	294	4,2	-	-	95	3,8	35	3,5	10	0,5
Doboj Jug	44	2,0	-	-	2	2,0	2	2,0	123	2,2
Kakanj	399	3,0	5	2,7	147	3,5	19	2,7	608	4,5
Maglaj	162	4,0	10	2,5	49	2,9	-	-	336	2,4
Olovo	18	3,0	-	-	4	2,0	8	2,0	80	4,0
Tešanj	1200	4,0	-	-	135	3,0	105	3,5	4800	3,0
Usora	1380	3,0	60	3,0	1110	3,0	600	3,0	6800	4,0
Vareš	8	1,5	10	2	10	2,0	10	2,0	4	2,0
Visoko	1080	4,0	12	3,0	81	3,5	18	3,0	1265	5,0
Zavidovići	280	3,5	4	3,5	9	3,0	9	3,0	900	3,0
Zenica	819	4,2	45	3,0	150	3,0	70	2,8	480	3,2
Žepče	120	4,0	4	4,0	152	4,0	-	-	1440	3,0
BOSANSKO- PODRINJSKI	237	3,8	5	2,7	87	3,0	17	2,9	57	1,5
Foča	45	4,5	-	-	3	2,5	-	-	8	4,0
Goražde	174	3,8	5	2,7	39	3,0	5	2,6	49	1,4
Pale	18	3,0	-	-	45	3,0	12	3,0	-	-

	Pšenica		Raž		Ječam		Zob		Kukuruz-zrno	
	Wheat		Rye		Barley		Oats		Maize - grain	
	ukupan prinos, t <i>total pro- duction, t</i>	prinos t/ha <i>yield t/ha</i>	ukupan prinos, t <i>total pro- duction, t</i>	prinos t/ha <i>yield t/ha</i>	ukupan prinos, t <i>total pro- duction, t</i>	prinos t/ha <i>yield t/ha</i>	ukupan prinos, t <i>total pro- duction, t</i>	prinos t/ha <i>yield t/ha</i>	ukupan prinos, t <i>total pro- duction, t</i>	prinos t/ha <i>yield t/ha</i>
SREDNJOBOSANSKI	5515	3,4	1299	3,3	3243	3,3	1304	2,9	2832	2,5
Bugojno	675	4,5	480	4,0	875	3,5	280	3,5	188	4,7
Busovača	218	1,5	24	1,5	35	1,4	86	1,3	372	1,2
Dobretići	-	-	-	-	-	-	21	3,5	-	-
Donji Vakuf	160	4,0	60	4,0	90	3,0	-	-	30	3,0
Fojnica	432	3,2	140	3,1	105	3,0	60	3,0	98	2,8
Gornji Vakuf-Uskoplje	805	3,5	87	3,0	684	3,6	102	3,0	34	3,4
Jajce	135	2,7	-	-	168	2,8	44	2,9	450	2,5
Kiseljak	408	3,4	264	3,3	144	3,2	51	3,4	182	2,6
Kreševo	17	2,1	12	2,3	67	2,4	7	2,4	14	2,0
Novi Travnik	392	2,8	175	2,5	192	2,4	158	2,1	84	2,8
Travnik	938	2,8	13	2,5	183	2,5	40	2,0	120	2,0
Vitez	1336	4,7	45	4,5	700	4,0	456	3,8	1260	3,5
HERCEGOVAČKO- NERETVANSKI	1.052	3,1	59	3,3	940	3,2	138	3,2	587	3,7
Čapljina	20	4,0	-	-	15	3,0	-	-	25	5,0
Čitluk	330	3,0	-	-	75	1,5	7	1,3	80	2,0
Grad Mostar	61	2,1	10	1,9	5	1,8	2	1,7	23	1,8
Jablanica	-	-	-	-	100	5,0	40	5,0	150	5,0
Konjic	10	2,5	6	3,0	180	3,0	30	2,5	66	3,0
Neum	225	3,0	40	4,0	284	4,0	-	-	63	7,0
Prozor-Rama	21	3,5	4	3,5	66	3,0	3	3,0	120	4,0
Ravno	100	5,0	-	-	80	4,0	40	4,0	-	-
Stolac	285	3,0	-	-	135	3,0	16	2,5	60	6,0
ZAPADNO- HERCEGOVAČKI	1223	2,6	4	2,2	728	2,6	2	2,1	489	1,6
Grude	352	3,2	-	-	336	2,8	-	-	360	2,4
Ljubuški	463	2,5	-	-	372	2,4	-	-	-	-
Posušje	408	2,4	4	2,2	20	2,2	2	2,1	129	0,8
Široki Brijeg ¹⁾	-	-	-	-	-	-	-	-	-	-
1) Bez podataka za općinu Široki Brijeg										
KANTON SARAJEVO	363	3,6	128	3,2	410	2,6	238	2,5	852	3,5
Centar	-	-	-	-	-	-	1	1,2	2	2,0
Hadžići	176	4,3	81	3,9	87	3,8	54	3,2	-	-
Ilidža	52	4,0	-	-	45	2,8	21	2,6	136	1,7
Ilijaš	88	4,0	45	3,0	225	2,5	150	2,5	650	5,0
Novi Grad	38	2,7	-	-	10	2,5	4	2,2	53	2,2
Novo Sarajevo	-	-	-	-	-	-	-	-	3	3,0
Stari Grad	-	-	-	-	-	-	-	-	-	-
Trnovo	-	-	-	-	40	1,9	5	1,8	-	-
Vogošća	9	0,9	2	0,6	3	0,5	3	0,5	8	0,9
KANTON 10	5520	3,5	1397	3,6	7302	2,3	239	1,9	147	2,8
Bosansko Grahovo	242	2,2	12	2,3	22	1,8	15	1,4	-	-
Drvar	32	3,5	-	-	54	3,2	8	2,5	130	3,1
Glamoč	2607	4,5	245	3,5	2089	4,0	63	2,5	-	-
Kupres	8	2	20	2,0	225	1,5	38	1,5	-	-
Livno	1311	2,3	240	2,4	3392	1,6	52	1,3	17	1,7
Tomislavgrad	1320	4,4	880	4,4	1520	3,8	64	3,2	-	-

nastavak
continued

	Krompir <i>Potato</i>		Grah <i>Bean</i>		Luk crni <i>Onion</i>		Kupus i kelj <i>Cabbage and kale</i>		Paradajz <i>Tomato</i>	
	ukupan prinos, t <i>total pro- duction, t</i>	prinos t/ha <i>yield t/ha</i>	ukupan prinos, t <i>total pro- duction, t</i>	prinos t/ha <i>yield t/ha</i>	ukupan prinos, t <i>total pro- duction, t</i>	t/ha <i>yield t/ha</i>	ukupan prinos, t <i>total pro- duction, t</i>	prinos t/ha <i>yield t/ha</i>	ukupan prinos, t <i>total pro- duction, t</i>	prinos t/ha <i>yield t/ha</i>
UNSKO-SANSKI	39904	10,5	2723	1,0	2260	7,1	4459	14,5	2365	12,9
Bihać	1092	13,0	8	1,0	63	3,5	399	21,0	15	3,0
Bosanska Krupa	6000	15,0	400	1,0	100	5,0	210	7,0	175	7,0
Bosanski Petrovac	2160	18,0	16	1,2	170	17,0	-	-	-	-
Bužim	765	9,0	104	1,5	144	8,0	32	8,0	96	12,0
Cazin	2200	2,0	210	0,2	160	1,6	18	1,8	15	1,5
Ključ	1250	5,0	275	2,5	90	6,0	70	7,0	75	5,0
Sanski Most	21637	22,5	1071	2,6	1373	14,3	2930	21,7	1919	17,4
Velika Kladuša	4800	6,0	640	0,8	160	4,0	800	8,0	70	7,0
KANTON POSAVSKI	4201	14,0	202	2,1	985	14,9	5931	47,1	2442	21,6
Domaljevac-Šamac	75	3,0	10	1,0	15	3,0	81	9,0	90	9,0
Odžak	2794	22,0	132	3,0	720	20,0	5850	50,0	1860	30,0
Orašje	1332	9,0	60	1,5	250	10,0	-	-	492	12,0
TUZLANSKI	68034	9,7	558	0,9	3205	5,3	7634	6,8	3032	5,7
Banovići	2480	8,0	67	1,0	24	3,0	25	5,0	228	12,0
Čelić	840	12,0	64	1,6	40	4,0	110	11,0	108	9,0
Doboj Istok	1400	7,0	-	-	150	15,0	40	20,0	40	20,0
Gračanica	10800	12,0	-	-	720	8,0	-	-	-	-
Gradačac	4489	6,7	126	0,7	645	4,3	4400	5,5	294	3,1
Kalesija	10220	14,0	70	1,0	200	4,0	200	8,0	193	3,5
Kladanj	2030	7,0	-	-	58	3,2	8	8,0	5	4,5
Lukavac	11620	14,0	24	0,4	270	6,0	2100	15,0	1000	10
Sapna	1440	8,0	2	0,6	12	3,0	6	6,0	30	7,5
Srebrenik	4810	13,0	61	1,1	637	6,5	400	4,7	258	4,1
Teočak	455	7,0	-	-	55	5,0	-	-	36	9,0
Tuzla	7000	14,0	5	0,5	156	6,0	120	15,0	200	10,0
Živinice	10450	5,5	140	1,0	238	2,8	225	5,0	640	4,0
ZENIČKO-DOBOJSKI	19659	8,9	939	2,1	11776	13,3	4124	15,9	1916	13,8
Breza	1800	10,0	16	0,8	300	10,0	100	10,0	72	6,0
Doboj Jug	48	2,0	2	0,5	6	2,0	6	2,0	10	2,0
Kakanj	1045	5,5	68	1,2	168	4,0	65	5,0	57	3,0
Maglaj	832	5,3	12	0,6	116	5,8	78	9,8	24	4,8
Olovo	120	2,0	80	4,0	50	10,0	30	10,0	40	10,0
Tešanj	1410	4,7	24	0,8	120	3,0	350	7,0	80	3,2
Usora	60	1,0	5	1,0	5	1,5	6	1,5	3	1,0
Vareš	396	6,0	6	2,0	10	2,0	15	3,0	-	-
Visoko	4850	10,0	597	3,0	336	14,0	3025	25,0	378	18,0
Zavidovići	1560	12,0	70	2,0	150	15,0	90	15,0	200	20,0
Zenica	6900	15,0	53	1,5	10500	15,0	350	10,0	1050	30,0
Žepče	638	7,5	6	0,5	15	5,0	9	5,0	2	6,0
BOSANSKO- PODRINJSKI	7741	22,2	75	1,9	239	10,4	667	14,2	256	9,8
Foča	520	10,0	11	1,2	108	18,0	60	15,0	90	18,0
Goražde	7.125	25,0	48	1,9	91	7,0	532	14,0	160	8,0
Pale	96	8,0	16	4,0	40	10,0	75	15,0	6	6,0

	Krompir		Grah		Luk crni		Kupus i kelj		Paradajz	
	Potato		Bean		Onion		Cabbage and kale		Tomato	
	ukupan prinos, t <i>total pro- duction, t</i>	prinos t/ha <i>yield t/ha</i>	ukupan prinos, t <i>total pro- duction, t</i>	prinos t/ha <i>yield t/ha</i>	ukupan prinos, t <i>total pro- duction, t</i>	prinos t/ha <i>yield t/ha</i>	ukupan prinos, t <i>total pro- duction, t</i>	prinos t/ha <i>yield t/ha</i>	ukupan prinos, t <i>total pro- duction, t</i>	prinos t/ha <i>yield t/ha</i>
SREDNJOBOSANSKI	28543	8,8	1192	1,9	2468	6,9	7983	12,4	441	4,9
Bugojno	6195	18,0	180	3,0	1040	13,0	3200	20,0	120	12,0
Busovača	1075	5,0	90	1,0	30	2,0	112	7,0	48	4,0
Dobretići	-	-	-	-	-	-	-	-	-	-
Donji Vakuf	120	4,0	60	2,0	40	4,0	300	10,0	70	7,0
Fojnica	4590	9,0	196	2,8	240	4,0	112	16,0	41	6,8
Gornji Vakuf	5215	7,0	15	1,5	210	15,0	2610	18,0	20	10,0
Jajce	3920	8,0	484	2,2	120	3,0	640	8,0	53	3,5
Kiseljak	1820	13,0	70	2,0	440	8,0	720	9,0	30	6,0
Kreševo	675	5,0	34	1,0	78	3,0	102	2,0	4	0,5
Novi Travnik	600	5,0	26	1,5	18	2,5	38	7,5	20	5,0
Travnik	1146	5,4	18	0,7	45	1,5	144	2,4	3	0,4
Vitez	3188	10,5	20	0,4	207	9,0	6	0,5	34	2,8
HERCEGOVAČKO- NERETVANSKI	33772	14,7	436	2,0	3530	9,6	7759	28,1	13674	38,4
Čapljina	6000	30,0	-	-	125	25,0	5400	45,0	4000	50,0
Čitluk	2870	7,0	-	-	64	2,0	52	4,0	210	10,0
Grad Mostar	9162	12,2	346	2,7	850	7,8	1276	22,0	648	7,2
Jablanica	1380	12,0	20	4,0	150	6,0	280	8,0	200	8,0
Konjic	3300	15,0	18	1,2	1650	11,0	325	26,0	7569	87,0
Neum	520	8,0	11	1,0	77	7,0	48	8,0	72	9,0
Prozor-Rama	8500	25,0	35	1,5	560	20,0	288	16,0	875	25,0
Ravno	140	14,0	-	-	12	6,0	-	-	40	20,0
Stolac	1900	10,0	7	2,5	42	6,0	90	8,2	60	7,0
ZAPADNO- HERCEGOVAČKI	7881	7,5	107	1,7	1215	7,4	2069	8,7	2236	12,9
Grude	1845	4,5	40	2,0	60	4,0	125	5,0	60	4,0
Ljubuški	5490	18,0	33	1,5	1105	8,5	1640	20,0	2170	14,0
Posušje	546	1,6	34	1,7	50	2,5	304	2,3	6	2,0
Široki Brijeg ¹⁾	-	-	-	-	-	-	-	-	-	-
<i>1) Bez podataka za općinu Široki Brijeg</i>										
KANTON SARAJEVO	11902	10,1	516	2,6	2034	6,1	2262	9,4	798	7,0
Centar	175	7,0	-	-	50	5,0	32	8,0	12	4,0
Hadžići	5715	14,9	294	7,0	250	10,0	252	14,0	56	7,0
Ilidža	2450	10,2	56	0,9	578	5,5	1100	11,0	288	9,0
Ilijaš	640	4,0	80	2,0	68	4,0	88	4,0	30	2,0
Novi Grad	695	5,0	13	1,2	708	6,0	583	8,1	292	7,9
Novo Sarajevo	150	10,0	12	1,3	48	8,0	65	13,0	63	9,0
Stari Grad	341	11,0	21	3,0	128	8,0	70	7,0	12	3,0
Trnovo	341	10,0	31	2,0	120	7,0	-	-	-	-
Vogošća	1395	9,0	9	1,0	85	5,0	72	8,0	45	5,6
KANTON 10	13527	19,5	51	1,3	345	8,4	2370	23,5	48	6,9
Bosansko Grahovo	120	10,0	5	5,0	4	4,0	6	12,8	-	-
Drvar	1144	22,0	10	0,5	22	4,4	52	13,0	12	6,2
Glamoč	6108	25,0	7	2,0	77	7,0	60	15,0	-	-
Kupres	180	10,0	-	-	0,3	3,0	12	8,0	-	-
Livno	2475	11,0	26	2,2	91	4,8	560	16,0	16	4,0
Tomislavgrad	3500	25,0	3	1,5	150	30,0	1680	30,0	20	20,0

nastavak
continued

	Djetelina <i>Clover</i>		Lucerka <i>Lucerne</i>		Kukuruz, zeleni <i>Maize, green</i>		Stočna repa <i>Forage beet</i>		Trav.djet. smjese <i>Grass.clov.mixtures</i>	
	ukupan prinos, t <i>total pro- duction, t</i>	prinos t/ha <i>yield t/ha</i>	ukupan prinos, t <i>total pro- duction, t</i>	prinos t/ha <i>yield t/ha</i>	ukupan prinos, t <i>total pro- duction, t</i>	prinos t/ha <i>yield t/ha</i>	ukupan prinos, t <i>total pro- duction, t</i>	prinos t/ha <i>yield t/ha</i>	ukupan prinos, t <i>total pro- duction, t</i>	prinos t/ha <i>yield t/ha</i>
UNSKO-SANSKI	5389	3,6	5432	3,6	129836	23,7	-	-	7053	3,3
Bihać	40	4,0	54	4,5	222	1,2	-	-	-	-
Bosanska Krupa	1050	2,5	1500	3,0	39600	25,2	-	-	1140	3,0
Bosanski Petrovac	35	5,0	-	-	270	5,2	-	-	-	-
Bužim	2925	4,5	2100	3,5	-	-	-	-	4025	3,5
Cazin	333	1,8	45	1,8	16250	13,0	-	-	660	2,2
Ključ	318	6,0	636	6,0	13000	13,0	-	-	387	4,5
Sanski Most	288	3,2	257	3,1	52094	42,7	-	-	241	2,8
Velika Kladuša	400	4,0	840	4,2	8400	23,7	-	-	600	4,0
KANTON POSAVSKI	1826	5,6	1704	4,7	27500	25,0	115	14,4	1.054	4,9
Domaljevac-Šamac	200	4,0	40	4,0	-	-	-	-	-	-
Odžak	1.540	7,0	1.400	7,0	27500	25,0	40	8,0	1.050	5,0
Orašje	86	1,6	264	1,7	-	-	75	25,0	4	0,7
TUZLANSKI	8870	3,7	8391	3,9	146292	15,3	1179	14,2	8294	2,5
Banovići	30	5,0	24	6,0	280	8,0	-	-	35	7,0
Čelić	1120	4,0	1064	3,8	1350	9,0	-	-	240	3,0
Doboj Istok	1008	4,0	724	4,0	2700	45,0	-	-	1320	3,0
Gračanica	1960	3,5	2259	4,5	18446	23,0	792	12,0	1347	2,8
Gradačac	168	2,9	102	2,9	21500	6,4	150	30,0	237	0,6
Kalesija	360	4,0	640	4,0	52500	35,0	-	-	2220	3,0
Kladanj	11	2,7	-	-	90	5,0	-	-	-	-
Lukavac	280	4,0	400	5,0	26400	22,0	125	25	180	3,0
Sapna	329	2,3	364	2,8	1100	11,0	-	-	189	1,5
Srebrenik	635	2,5	949	2,8	2250	18,0	112	16,0	413	1,5
Teočak	805	3,5	640	3,2	-	-	-	-	223	1,8
Tuzla	680	4,0	180	4,0	7706	21,9	-	-	690	3,0
Živinice	1484	5,3	1045	5,5	11970	6,3	-	-	1200	4,0
ZENIČKO-DOBOJSKI	14090	4,1	13816	4,6	3773	10,1	2322	9,9	13012	3,6
Breza	1283	4,5	1680	4,8	240	3,0	350	5,0	1548	4,5
Doboj Jug	138	1,5	143	1,5	68	1,5	-	-	141	1,5
Kakanj	882	3,0	998	3,2	400	8,0	110	5,0	650	2,6
Maglaj	23	2,5	153	2,5	900	18,0	48	9,5	465	3,0
Olovo	20	5,0	20	5,0	-	-	30	10,0	10	5,0
Tešanj	3900	3,0	3300	3,0	720	12,0	770	11,0	156	2,6
Usora	88	2,5	88	2,5	-	-	-	-	75	2,5
Vareš	22	2,0	10	2,0	-	-	2	2,0	124	2,0
Visoko	6400	8,0	6750	9,0	960	30,0	300	12,0	5112	6,0
Zavidovići	700	3,5	245	3,5	60	3,0	12	4,0	4050	3,0
Zenica	80	4,0	90	4,5	375	15,0	700	20,0	96	3,0
Žepče	555	1,5	340	2,0	50	5,0	-	-	585	1,5
BOSANSKO- PODRINJSKI	475	5,1	6850	7,8	901	34,7	92	11,5	324	5,0
Foča	63	2,1	98	2,8	21	5,3	42	7,0	74	2,1
Goražde	292	5,5	6632	8,0	880	40,0	-	-	100	5,0
Pale	120	12,0	120	12,0	-	-	50	25,0	150	15,0

	Djetelina <i>Clover</i>		Lucerka <i>Lucerne</i>		Kukuruz, zeleni <i>Maize, green</i>		Stočna repa <i>Forage beet</i>		Trav.djet. smjese <i>Grass.clov.mixtures</i>	
	ukupan prinos, t <i>total pro- duction, t</i>	prinos t/ha <i>yield t/ha</i>	ukupan prinos, t <i>total pro- duction, t</i>	prinos t/ha <i>yield t/ha</i>	ukupan prinos, t <i>total pro- duction, t</i>	prinos t/ha <i>yield t/ha</i>	ukupan prinos, t <i>total pro- duction, t</i>	prinos t/ha <i>yield t/ha</i>	ukupan prinos, t <i>total pro- duction, t</i>	prinos t/ha <i>yield t/ha</i>
SREDNJOBOSANSKI	9557	4,8	8680	5,2	7523	10,5	2535	11,8	8696	4,9
Bugojno	1670	4,5	2725	5,0	315	2,1	420	14,0	420	3,5
Busovača	-	-	13	1,8	130	10,0	65	5,0	110	2,0
Dobretići	-	-	-	-	-	-	-	-	-	-
Donji Vakuf	100	5,0	60	6,0	1200	12,0	-	-	120	4,0
Fojnica	301	3,2	144	3,2	270	15,0	135	9,0	174	3,0
Gornji Vakuf	4242	6,0	2840	5,0	1200	20,0	40	10,0	3864	4,2
Jajce	765	4,5	100	4,0	138	2,3	63	2,1	320	4,0
Kiseljak	304	3,8	190	3,8	300	12,0	600	10,0	360	3,6
Kreševo	322	2,0	140	2,0	30	6,0	1200	20,0	40	2,0
Novi Travnik	550	5,5	196	2,8	180	6,0	12	4,0	8	2,0
Travnik	320	4,0	400	5,0	2200	17,6	-	-	130	2,6
Vitez	984	8,0	1872	9,0	1560	12,0	-	-	3150	9,0
HERCEGOVAČKO- NERETVANSKI	2380	1,4	2098	1,0	560	7,0	558	12,0	127	2,6
Čapljina	-	-	-	-	-	-	-	-	-	-
Čitluk	280	2,0	300	2,0	240	12,0	60	15,0	-	-
Grad Mostar	372	3,0	112	2,6	164	4,2	25	3,6	56	2,8
Jablanica	88	2,5	60	2,0	-	-	10	1,0	15	1,5
Konjic	100	4,0	120	4,0	121	22,0	360	45,0	40	4,0
Neum	130	2,0	-	-	-	-	80	8,0	-	-
Prozor	1290	1,0	1416	0,8	-	-	23	3,0	16	2,0
Ravno	120	4,0	90	3,0	-	-	-	-	-	-
Stolac	-	-	-	-	35	10,0	-	-	-	-
ZAPADNO- HERCEGOVAČKI	999	2,0	1818	2,1	515	5,4	182	4,0	148	2,0
Grude	330	2,2	276	2,3	200	4,0	30	3,0	40	2,0
Ljubuški	286	2,2	1342	2,2	315	7,0	120	8,0	60	2,4
Posušje	383	1,7	200	1,6	-	-	32	1,6	48	1,6
Široki Brijeg ¹⁾	-	-	-	-	-	-	-	-	-	-
1) Bez podataka za općinu Široki Brijeg										
KANTON SARAJEVO	783	3,3	1.300	4,2	10740	29,4	2910	16,1	2335	2,9
Centar	5	2,7	5	2,5	-	-	-	-	-	-
Hadžići	24	6,0	-	-	278	13,2	280	20,0	23	4,5
Ilidža	396	3,0	1.056	4,4	9382	29,6	2376	18,0	793	3,6
Ilijaš	144	4,0	128	4,0	1080	40,0	80	4,0	75	3,0
Novi Grad	94	3,6	81	3,7	-	-	-	-	186	3,2
Novo Sarajevo	-	-	-	-	-	-	-	-	8	4,0
Stari Grad	-	-	-	-	-	-	-	-	-	-
Trnovo	120	3,0	30	3,0	-	-	138	13,0	1.250	2,5
Vogošća	-	-	-	-	-	-	36	9,0	-	-
KANTON 10	1042	3,3	963	3,5	11020	18,8	1586	22,0	7591	3,5
Bosansko Grahovo	-	-	-	-	-	-	-	-	-	-
Drvar	67	4,8	-	-	-	-	7	7,0	27	3,9
Glamoč	144	4,0	-	-	5250	15,0	169	13,0	86	4,5
Kupres	-	-	-	-	-	-	-	-	18	4,5
Livno	231	3,3	438	3,5	770	22,0	160	20,0	6650	3,5
Tomislavgrad	600	3,0	525	3,5	5000	25,0	1250	25,0	810	3,0

nastavak
continued

	Jabuke <i>Apple</i>		Kruške <i>Pear</i>		Šljive <i>Plum</i>		Breskve <i>Peach</i>		Orasi <i>Walnut</i>	
	ukupan prinos,t <i>total pro- duction, t</i>	prinos kg/stablu <i>yield kg/tree</i>	ukupan prinos,t <i>total pro- duction, t</i>	prinos kg/stablu <i>yield kg/tree</i>	ukupan prinos,t <i>total pro- duction, t</i>	prinos kg/stablu <i>yield kg/tree</i>	ukupan prinos,t <i>total pro- duction, t</i>	prinos kg/stablu <i>yield kg/tree</i>	ukupan prinos,t <i>total pro- duction, t</i>	prinos kg/stablu <i>yield kg/tree</i>
UNSKO-SANSKI	1707	11,0	463	8,0	8393	8,7	7	2,3	331	4,3
Bihać	107	10,0	88	13,0	2094	11,0	-	-	1	2,5
Bosanska Krupa	90	5,0	15	3,0	900	10,0	-	-	30	3,0
Bosanski Petrovac	16	19,0	36	25,0	35	1,0	-	-	6	6,0
Bužim	22	7,0	11	6,0	67	9,0	-	-	32	9,0
Cazin	570	10,0	217	8,0	1250	5,0	4	2,0	128	3,0
Ključ	231	10,0	13	3,0	216	1,0	-	-	2	1,0
Sanski Most	576	24,9	47	18,5	3721	30,2	-	-	62	10,3
Velika Kladuša	95	5,0	36	4,0	110	2,0	4	3,0	71	6,0
KANTON POSAVSKI	238	17,0	94	16,8	1382	15,2	17	8,1	43	12,5
Domaljevac-Šamac	25	10,0	7	10,0	135	9,0	2	5,0	15	10,0
Odžak	64	20,0	54	20,0	440	20,0	6	10,0	17	20,0
Orašje	149	18,0	33	15,0	807	15,0	10	8,0	11	10,0
TUZLANSKI	9852	9,0	3305	7,0	25391	10,9	307	7,2	429	5,5
Banovići	121	15,0	45	10,0	446	9,0	-	-	-	-
Čelić	288	15,0	234	12,0	4150	10,0	85	10,0	54	12,0
Doboj Istok	184	20,0	98	15,0	910	35,0	5	15,0	39	15,0
Gračanica	489	11,2	241	8,0	713	10,0	24	8,0	59	6,0
Gradačac	5600	7,0	1550	5,0	7875	7,5	95	5,0	84	6,7
Kalesija	304	16,0	137	14,0	1001	11,0	34	7,0	48	10,0
Kladanj	189	30,0	54	20,0	290	25,0	-	-	-	-
Lukavac	399	15,0	75	10,0	494	18,0	20	12,0	36	8,0
Sapna	120	6,0	70	5,0	104	4,0	1	3,0	21	6,0
Srebrenik	185	10,6	76	7,0	1320	12,0	3	2,5	15	5,1
Teočak	210	7,0	90	6,0	1125	15,0	1	7,0	13	0,5
Tuzla	1103	15,0	233	10,0	4864	18,0	34	11,0	54	8,0
Živinice	660	30,0	403	23,0	2100	20,0	4	10,0	6	15,0
ZENIČKO-DOBOJSKI	5837	13,6	1873	11,6	6141	10,8	58	10,9	358	10,9
Breza	630	18,0	330	15,0	950	25,0	-	-	32	8,0
Doboj Jug	23	5,0	2	3,0	19	5,0	-	-	-	-
Kakanj	660	15,0	286	11,0	672	12,0	24	12,0	23	9,0
Maglaj	361	6,5	104	7,9	58	4,8	-	-	11	4,8
Olovo	500	20,0	140	10,0	350	10,0	-	-	20	10,0
Tešanj	315	7,0	138	6,0	500	5,0	-	-	13	5,0
Usora	70	35,0	54	30,0	250	20,0	5	10,0	4	4,0
Vareš	81	30,0	33	15,0	-	-	-	-	8	10,0
Visoko	976	15,6	315	15,0	904	9,8	-	-	8	3,0
Zavidovići	74	5,0	42	4,0	76	2,0	1	5,0	16	10,0
Zenica	1380	23,0	399	19,0	1746	18,0	26	12,0	216	18,0
Žepče	766	10,0	30	5,0	616	8,0	1	3,0	7	5,0
BOSANSKO- PODRINJSKI	1362	11,0	374	6,8	619	4,0	2	3,3	688	14,0
Foča	469	6,7	209	5,8	270	1,5	2	3,3	660	16,5
Goražde	753	19,1	143	12,0	279	4,0	-	-	24	3,0
Pale	140	10,0	23	3,0	70	10,0	-	-	4	3,0

	Jabuke <i>Apple</i>		Kruške <i>Pear</i>		Šljive <i>Plum</i>		Breskve <i>Peach</i>		Orasi <i>Walnut</i>	
	ukupan prinos,t <i>total pro- duction, t</i>	prinos kg/stablu <i>yield kg/tree</i>	ukupan prinos,t <i>total pro- duction, t</i>	prinos kg/stablu <i>yield kg/tree</i>	ukupan prinos,t <i>total pro- duction, t</i>	prinos kg/stablu <i>yield kg/tree</i>	ukupan prinos,t <i>total pro- duction, t</i>	prinos kg/stablu <i>yield kg/tree</i>	ukupan prinos,t <i>total pro- duction, t</i>	prinos kg/stablu <i>yield kg/tree</i>
SREDNJOBOSANSKI	2546	12,2	1068	10,7	3872	12,2	0	2,0	336	8,8
Bugojno	196	7,0	76	10,0	242	8,0	-	-	4	7,0
Busovača	48	10,0	18	7,0	42	7,0	-	-	36	4,0
Dobretići	-	-	-	-	-	-	-	-	-	-
Donji Vakuf	200	10,0	60	10,0	210	10,0	-	-	30	10,0
Fojnica	279	9,0	100	10,0	15	6,0	-	-	33	6,0
Gornji Vakuf	952	17,0	350	14,0	2310	21,0	-	-	143	15,0
Jajce	195	13,0	120	12,0	360	10,0	-	-	36	12,0
Kiseljak	280	20,0	90	12,0	208	8,0	-	-	4	3,0
Kreševo	64	20,0	56	15,0	225	15,0	-	-	-	-
Novi Travnik	83	15,0	14	11,0	81	8,0	-	-	21	25,0
Travnik	150	6,0	105	5,0	180	2,0	0	2,0	20	5,0
Vitez	99	18,0	80	15,0	-	-	-	-	10	10,0
HERCEGOVAČKO- NERETVANSKI	3726	10,3	635	7,2	9085	15,6	7337	18,5	203	6,2
Čapljina	455	3,4	6	30,0	330	55,0	5798	19,0	20	50,0
Čitluk	5	5,0	2	4,0	6	6,0	5	4,0	3	2,0
Grad Mostar	57	7,5	30	5,6	66	8,8	88	5,2	32	7,1
Jablanica	53	15,0	-	-	300	15,0	-	-	36	20,0
Konjic	595	7,0	504	7,0	1400	7,0	-	-	84	4,0
Neum	1	5,0	1	4,0	0	7,0	1	7,0	0	5,0
Prozor	400	20,0	91	13,0	6600	20,0	2	8,0	28	8,0
Ravno	2000	20,0	-	-	20	10,0	-	-	-	-
Stolac	160	20,0	-	-	363	25,0	1444	20,0	-	-
ZAPADNO- HERCEGOVAČKI	126	8,4	30	5,5	64	3,2	132	16,5	62	8,2
Grude	42	6,0	16	5,0	26	4,0	12	6,0	20	5,0
Ljubuški	77	20,0	13	11,0	29	14,0	120	20,0	38	17,0
Posušje	7	1,7	1	1,2	9	0,8	-	-	4	3,0
Široki Brijeg ¹⁾	-	-	-	-	-	-	-	-	-	-
1) Bez podataka za općinu Široki Brijeg										
KANTON SARAJEVO	3498	14,9	2071	9,3	1686	5,7	11	4,9	200	9,8
Centar	202	17,0	176	16,0	66	7,0	0	4,0	6	9,0
Hadžići	728	28,0	238	24,0	-	-	-	-	23	45,0
Ilidža	384	4,0	430	5,0	756	6,0	6	5,0	60	6,0
Ilijaš	1130	40,0	456	30,0	447	5,0	-	-	48	40,0
Novi Grad	245	12,9	154	11,0	199	10,0	1	5,0	6	10,5
Novo Sarajevo	121	30,0	45	15,0	13	12,0	3	5,0	7	7,0
Stari Grad	538	15,0	296	10,0	152	5,0	0	3,0	21	8,0
Trnovo	29	10,0	21	8,0	19	6,0	-	-	1	5,0
Vogošća	120	12,0	255	5,0	34	5,0	-	-	29	8,0
KANTON 10	110	5,6	52	6,5	598	7,7	0	4,0	103	4,3
Bosansko Grahovo	7	8,0	-	-	10	20	-	-	-	-
Drvar	26	6,0	27	10,0	432	10,0	0	4,0	24	4,0
Glamoč	12	11,0	1	5,0	20	7,0	-	-	-	-
Kupres	-	-	-	-	-	-	-	-	-	-
Livno	15	4,5	4	3,5	86	4,0	-	-	35	5,0
Tomislavgrad	50	5,0	20	5,0	50	5,0	-	-	44	4,0

nastavak

continued

	Trešnje <i>Cherry</i>		Višnje <i>Sour cherry</i>		Kajsije <i>Apricot</i>		Grožđe <i>Grapes</i>	
	ukupan prinos, t <i>total pro- duction, t</i>	prinos kg/stablu <i>yield kg/tree</i>	ukupan prinos, t <i>total pro- duction, t</i>	prinos kg/stablu <i>yield kg/tree</i>	ukupan prinos, t <i>total pro- duction, t</i>	prinos kg/stablu <i>yield kg/tree</i>	ukupan prinos, t <i>total pro- duction, t</i>	prinos kg/čokotu <i>yield kg/vine</i>
UNSKO-SANSKI	404	12,1	124	17,3	21	9,7	9	4,8
Bihać	3	12,0	6	17,0	0	6,0	3	3,4
Bosanska Krupa	5	5,0	8	10,0	1	5,0	-	-
Bosanski Petrovac	-	-	-	-	-	-	-	-
Bužim	28	12,0	4	7,0	-	-	-	-
Cazin	180	15,0	3	10,0	20	10,0	6	6,0
Ključ	34	5,0	-	-	-	-	-	-
Sanski Most	142	23,1	102	21,2	-	-	-	-
Velika Kladuša	12	2,5	1	3,0	-	-	-	-
KANTON POSAVSKI	44	24,7	39	18,9	18	17,2	43	8,8
Domaljevac-Šamac	11	15,0	1	10,0	2	10,0	-	-
Odžak	27	45,0	25	35,0	15	25,0	17	5,9
Orašje	6	13,5	14	10,8	2	6,0	26	13,0
TUZLANSKI	1618	14,1	518	10,6	274	6,5	39	4,7
Banovići	98	21,0	53	14,0	-	-	-	-
Čelić	94	16,0	98	10,0	42	30,0	-	-
Doboj Istok	117	18,0	21	12,0	13	20,0	-	-
Gračanica	31	19,0	4	15,0	3	16,0	-	-
Gradačac	624	12,0	31	6,0	105	3,5	13	4,0
Kalesija	86	11,0	42	8,0	11	8,0	-	-
Kladanj	9	20,0	-	-	-	-	-	-
Lukavac	82	32,0	40	17,0	21	13,0	-	-
Sapna	15	3,0	8	3,0	1	2,0	-	-
Srebrenik	53	8,0	42	12,0	9	5,0	-	-
Teočak	66	12,0	27	9,0	20	15,0	-	-
Tuzla	174	15,5	98	12,5	41	15,0	-	-
Živinice	168	35,0	56	15,0	8	11,0	26	5,2
ZENIČKO-DOBOJSKI	740	12,4	270	9,4	36	12,7	29	1,3
Breza	66	25,0	21	18,0	9	12,5	-	-
Doboj Jug	2	8,0	1	8,0	-	-	-	-
Kakanj	65	15,0	55	13,0	-	-	0	2,0
Maglaj	11	4,5	2	1,5	-	-	-	-
Olovo	25	10,0	1	10,0	-	-	4	4,0
Tešanj	72	11,0	46	9,0	-	-	-	-
Usora	9	25,0	7	18,0	5	15,0	4	3,0
Vareš	17	20,0	-	-	-	-	-	-
Visoko	19	8,0	11	5,0	-	-	-	-
Zavidovići	56	10,0	7	2,0	0	1,0	-	-
Zenica	300	25,0	92	18,0	23	15,0	-	-
Žepče	100	5,0	29	5,0	0	2,0	20	1,0
BOSANSKO- PODRINJSKI	805	25,5	71	7,7	1	7,0	37	30,0
Foča	636	60,0	16	7,0	1	7,0	37	30,0
Goražde	161	8,0	49	8,0	-	-	-	-
Pale	8	10,0	6	8,0	-	-	-	-

nastavak
continued

	Trešnje <i>Cherry</i>		Višnje <i>Sour cherry</i>		Kajsije <i>Apricot</i>		Grožđe <i>Grapes</i>	
	ukupan prinos, t <i>total pro- duction, t</i>	prinos kg/stablu <i>yield kg/tree</i>	ukupan prinos, t <i>total pro- duction, t</i>	prinos kg/stablu <i>yield kg/tree</i>	ukupan prinos, t <i>total pro- duction, t</i>	prinos kg/stablu <i>yield kg/tree</i>	ukupan prinos, t <i>total pro- duction, t</i>	prinos kg/čokotu <i>yield kg/vine</i>
SREDNJOBOSANSKI	308	19,9	116	15,0	-	-	1	1,8
Bugojno	46	35,0	8	32,0	-	-	-	-
Busovača	13	16,0	1	12,0	-	-	-	-
Dobretići	0	18,0	-	-	-	-	-	-
Donji Vakuf	48	30,0	12	15,0	-	-	-	-
Fojnica	26	35,0	7	22,0	-	-	-	-
Gornji Vakuf	63	15,0	19	16,0	-	-	-	-
Jajce	21	8,0	5	9,0	-	-	1	1,8
Kiseljak	25	18,0	27	15,0	-	-	-	-
Kreševo	18	50,0	10	20,0	-	-	-	-
Novi Travnik	16	18,0	2	5,0	-	-	-	-
Travnik	32	20,0	18	15,0	-	-	-	-
Vitez	-	-	6	10,0	-	-	-	-
HERCEGOVAČKO- NERETVANSKI	1529	13,5	286	12,2	581	26,0	15.021	2,0
Čapljina	158	14,0	50	25,0	158	45,0	4.251	3,0
Čitluk	17	16,0	24	6,0	3	8,0	3.750	1,3
Grad Mostar	564	10,5	55	6,7	26	5,9	4.045	2,7
Jablanica	25	10,0	10	9,5	8	10,0	-	-
Konjic	105	5,0	-	-	-	-	-	-
Neum	1	4,0	-	-	3	5,0	-	-
Prozor	90	18,0	57	15,0	-	-	4	1,5
Ravno	-	-	-	-	-	-	600	4,0
Stolac	570	30,0	90	20,0	384	30,0	2.370	1,8
ZAPADNO- HERCEGOVAČKI	161	10,9	41	6,9	41	11,6	3.439	1,3
Grude	42	6,0	9	3,0	6	5,0	478	1,4
Ljubuški	99	20,0	29	20,0	35	15,0	2.913	1,3
Posušje	20	7,0	3	7,0	-	-	48	1,6
Široki Brijeg ¹⁾	-	-	-	-	-	-	-	-
1) Bez podataka za općinu Široki Brijeg								
KANTON SARAJEVO	564	12,8	369	9,0	12	5,1	3	7,0
Centar	17	15,0	36	12,0	5	8,0	-	-
Hadžići	15	22,0	6	18,0	-	-	-	-
Ilidža	169	8,0	141	7,0	5	5,0	3	7,0
Ilijaš	132	50,0	39	20,0	-	-	-	-
Novi Grad	86	11,9	62	10,6	-	-	-	-
Novo Sarajevo	49	26,0	5	3,0	1	2,0	-	-
Stari Grad	33	11,0	44	10,0	0	6,0	-	-
Trnovo	3	10,0	1	7,0	-	-	-	-
Vogošća	61	10,0	36	9,5	-	-	-	-
KANTON 10	20	12,4	20	14,8	-	-	0	1,3
Bosansko Grahovo	-	-	-	-	-	-	-	-
Drvar	8	20,0	18	18,0	-	-	0	1,3
Glamoč	-	-	-	-	-	-	-	-
Kupres	-	-	-	-	-	-	-	-
Livno	10	11,0	1	7,0	-	-	-	-
Tomislavgrad	2	5,0	1	2,5	-	-	-	-