

Bosna i Hercegovina
Federacija Bosne i Hercegovine
FEDERALNI ZAVOD ZA STATISTIKU

ISSN 1512-5106

Bosnia and Herzegovina
Federation of Bosnia and Herzegovina
FEDERAL OFFICE OF STATISTICS

BILJNA PROIZVODNJA
U FEDERACIJI BOSNE I HERCEGOVINE
U 2008. GODINI

PLANT PRODUCTION
IN FEDERATION BOSNIA AND HERZEGOVINA
IN 2008

Sarajevo, april/travanj 2009.godine
Sarajevo, April 2009

STATISTIČKI BILTEN
STATISTICAL BULLETIN

IZDAJE I ŠTAMPATISKA FEDERALNI ZAVOD ZA STATISTIKU
PUBLISHED AND PRINTED BY THE FEDERAL OFFICE OF STATISTICS
Zelenih beretki 26, 71000 Sarajevo
Tel/Phone/Fax: + 387 33 65 77 04
Web stranica/Web site: www.fzs.ba
E-mail: fedstat@fzs.ba

ODGOVARA DIREKTOR: Derviš Đurđević
PERSON RESPONSIBLE: Derviš Đurđević, Director general

MOLIMO KORISNIKE OVE PUBLIKACIJE DA PRILIKOM KORIŠĆENJA PODATAKA NAVEDU IZVOR
THOSE USING DATA FROM THIS ISSUE ARE REQUESTED TO STATE THE SOURCE

SADRŽAJ CONTENT

PREDGOVOR	5
<i>PREFACE</i>	
METODLOŠKA OBJAŠNENJA	6
<i>METHODOLOGICAL NOTES</i>	
ZASIJANE POVRŠINE U FBiH U 2007/08	8
<i>SOWN AREA IN FB&H IN 2007/08</i>	
ZASIJANE POVRŠINE USJEVA PO KANTONIMA I OPĆINAMA U 2007/08	10
<i>SOWN AREA OF SELECTED CROPS BY CANTONS AND MUNICIPALITIES IN 2007/08</i>	
PROIZVODNJA RANIH USJEVA U 2008. GODINI	14
<i>EARLY CROP PRODUCTION IN 2008</i>	
PROIZVODNJA RANOG VOĆA U 2008. GODINI	15
<i>EARLY FRUIT PRODUCTION IN 2008</i>	
PROIZVODNJA KASNIH USJEVA U 2008. GODINI	16
<i>LATE CROP PRODUCTION IN 2008</i>	
PROIZVODNJA KASNOG VOĆA U 2008. GODINI	18
<i>LATE FRUIT PRODUCTION IN 2008</i>	
PRINOSI USJEVA I VOĆA PO KANTONIMA I OPĆINAMA U 2008.	20
<i>CROP, FRUIT AND GRAPES PRODUCTION BY CANTONS AND MUNICIPALITIES IN 2008</i>	

PREDGOVOR

Federalni zavod za statistiku uradio je statistički bilten "Biljna proizvodnja u Federaciji Bosne i Hercegovine u 2008." u kojem su prezentirani podaci biljne proizvodnje, a rezultat su provedenih statističkih istraživanja prema Planu provođenja statističkih istraživanja od interesa za Federaciju Bosne i Hercegovine.

Želja nam je da našim korisnicima prezentiramo što više podataka o biljnoj proizvodnji u Federaciji Bosne i Hercegovine, kao što su podaci o zasijanim površinama u 2007/08. godini, ukupnoj proizvodnji usjeva, voća i grožđa i prosječnim prinosima istih u 2008. godini.

Podaci su dati za nivo Federacije Bosne i Hercegovine, kantona i općina.

PREFACE

The Federal Office of Statistics has completed the statistical Bulletin "Plant production in the Federation of Bosnia and Herzegovina in 2008" in which data is presented on crop production from regular statistical surveys in accordance with "The Statistical Research Programme for the Federation of Bosnia and Herzegovina".

We want to present more data on plant production in Federation of Bosnia and Herzegovina to our users, such as: the sown area in 2007/08, total crop, fruit and grapes production and their average yield (t/ha, kg/tree and kg/vine) in 2008.

Data are presented for the Federation of Bosnia and Herzegovina, cantons and municipalities.

METODOLOŠKA OBJAŠNJENJA

Podaci o biljnoj proizvodnji prikupljaju se redovnim statističkim istraživanjima i to:

- podaci o zasijanim površinama (PO-21 i PO-22),
- podaci o ostvarenim prinosima usjeva, voća i grožđa (PO-32, PO-33, PO-34)

Podaci predstavljaju ukupno ostvarenu poljoprivrednu proizvodnju, iako se prikupljanje podataka obavlja odvojeno. Izvještajne jedinice za biljnu proizvodnju su:

- 1) poslovni subjekti, zemljoradničke zadruge i druge organizacije koje se bave poljoprivrednom proizvodnjom i dostavljaju podatke redovnim statističkim izvještajima,
- 2) individualna poljoprivredna gazdinstva/gospodarstva, a podaci se prikupljaju metodom procjene koju rade stručnjaci za poljoprivredu u općinama. Podaci se iskazuju za općinu ukupno.

Podaci o zasijanim površinama i broju stabala voća i čokota/trsova

Prvo se utvrđuju podaci o površinama pojedinih kategorija zemljišta i upoređuju sa istim podacima iz prethodne godine. Mora se voditi računa o promjenama površina pojedinih kategorija zemljišta u toku godine.

Poslije toga procjenjuju se zasijane površine na oranicama i baštama po pojedinim usjevima, broj stabala voća po vrstama voća, kao i broj čokota/trsova vinove loze (ukupan broj i broj sposobnih za rod).

Podaci o ostvarenoj proizvodnji usjeva, voća i grožđa

Požnjevena površina je površina sa koje je usjev požnjeven i ubran prinos. Požnjevena površina može biti manja od zasijane površine u slučaju ako su usjevi

METHODOLOGICAL NOTES

The data on crop production are collected through regular statistical surveys:

- *The data on sown area: surveys PO-21 and PO-22,*
- *The data on plant production-arable crop, fruit and grapes: (surveys PO-32, PO-33 and PO-34).*

The data include total production, also the data are collected separately by kind of report unit. The report units for plant production are:

- 1) the agricultural enterprises, agricultural co-operatives and other organizations which are engaged in agriculture and data are gathered through regular statistical reports.*
- 2) the private agricultural holdings and data are gathered through estimations. The estimations are made on a local level – for each municipality in total. The estimators are currently agricultural experts in the local authorities of municipalities.*

Data on sown area and number of fruit trees and vines

The first phase is the assessment of land use data and comparing this data with data of last year. It is important to take into account the changes of land categories during the determined year.

Then to assess total sown arable area and to make estimation on number of fruit trees and vines (total number and number of fruit-bearing trees/vines).

Crop, fruit and grape production data

Harvested area is the area on which crops are harvested and yields are gathered. It can be smaller than the sown area in the case that crops were

na nekim površinama uslijed elementarnih i drugih nepogoda uništeni, te zbog toga nije obavljena žetva niti ubran prinos.

Kod voća i čokota/trsova uzima se broj stabala i čokota/trsova sposobnih za rod, a ne broj stabala sa kojih je ubran prinos. Ako je u međuvremenu došlo do stradanja nekih stabala ili čokota/trsova podaci moraju biti umanjeni za taj broj stabala ili čokota/trsova.

Ostvareni prinos ratarskih usjeva predstavlja prinos normalne vlažnosti koji je dobiven po završenoj žetvi/berbi i vršidbi, tj. prinos po odbitku količina izgubljenih pri žetvi, prijevozu do gazdinstva/gospodarstva, vršidbi i sl.

Prinos po jedinici površine (t/ha) obračunat je na požnjevenu površinu.

Prinos po stablu i čokotu/trsu (u kg) obračunat je na stablo sposobno za rod, odnosno na čokot/trs sposoban za rod.

weather-beaten, and because of the harvest was not carried out.

The trees and vines – are number of trees and vines capable of bearing, not tree numbers where crops were taken. In the case of harm to trees and vines this should be disposed of.

Realized yield crop is the yield of standard humidity after the deduction of all losses during harvest, transport and threshing.

Yield per unit of area (t/ha) is computed on the base of harvested area.

Yield per tree/vine (in kg) is computed for fruit-bearing tree or vine.

ZASIJANE POVRŠINE U JESENJOJ I PROLJETNOJ
SOWN AREA IN AUTUMN AND SPRING

	Federacija BiH Ukupno <i>Total</i>	Pregled po <i>Review by</i>				
		Unsko- sanski	Kanton Posavski	Tuzlanski	Zeničko- dobojski	Bosansko podrinjski
Zasijana oranična <i>Sown arable</i>						
Zasijano - ukupno	197956	45856	15493	57153	25105	2020
Žita	87524	25553	10906	26388	8940	331
Industrijsko bilje	2048	18	1184	453	28	-
Povrtno bilje	44749	8156	989	12800	4794	561
Stočno - krmno bilje	63635	12129	2414	17512	11344	1128
Zasijane površine <i>Sown area with</i>						
Pšenica (ozima i jara)	19857	6168	3391	3328	2204	66
Raž (ozima i jara)	1657	598	-	227	56	2
Ječam (ozimi i jari)	9552	1310	765	525	616	145
Zob (ozima i jara)	3638	1987	105	415	311	14
Kukuruz - zmo	50394	13859	6585	21781	5665	39
Soja	996	11	900	85	-	-
Duhan	811	-	250	356	-	-
Krompir	23869	3702	294	7345	2273	335
Mrkva	998	74	13	118	483	4
Luk crni	3115	363	75	787	711	19
Luk bijeli	839	208	23	281	74	8
Grah	4982	2706	85	689	409	31
Grašak	544	24	25	155	75	6
Kupus i kelj	3682	336	175	1248	247	42
Paradajz	1751	202	101	624	130	19
Paprika zelena	1404	207	70	560	102	27
Krastavac	1267	234	36	564	92	35
Dinje i lubenice	480	4	32	175	5	-
Djetelina	12753	1698	497	2305	3625	88
Lucerka	13112	1481	420	2113	3175	929
Grahorica	186	9	-	95	2	-
Kukuruz, zelena masa	16578	5450	1240	8152	327	19
Stočna repa	846	2	18	82	166	7
Mješ. trava, mahunjača i žita	2610	316	-	1100	25	20
Travno - djetelinske smjese	16341	2744	239	3184	3973	65

SJETVI U FEDERACIJI BIH U 2007/08
IN FEDERATION OF B&H IN 2007/08

ha

kantonima
cantons

Srednjo-bosanski	Hercegovačko-neretvanski	Zapadno-hercegovački	Kanton Sarajevo	Kanton 10	
------------------	--------------------------	----------------------	-----------------	-----------	--

površina
area

17700	10529	8126	5731	10244	<i>Sown area - total</i>
5110	1168	2529	809	5791	<i>Cereals</i>
15	117	170	63	-	<i>Industrial crops</i>
5991	4405	3148	2800	1106	<i>Vegetable crops</i>
6584	4839	2279	2059	3346	<i>Fodder crops</i>

odabranih usjeva
selected crops

1866	292	925	93	1526	<i>Wheat</i>
429	80	1	29	236	<i>Rye</i>
1114	501	745	143	3689	<i>Barley</i>
444	90	1	106	166	<i>Oats</i>
1092	205	857	256	55	<i>Maize - grain</i>
-	-	-	-	-	<i>Soya</i>
-	35	170	-	-	<i>Tobacco</i>
3833	2243	1838	1172	834	<i>Potato</i>
94	56	39	100	17	<i>Carrot</i>
320	265	206	336	33	<i>Onion</i>
72	44	45	66	18	<i>Garlic</i>
628	160	84	155	36	<i>Bean</i>
59	103	30	54	13	<i>Pea</i>
576	456	262	258	82	<i>Cabbage and kale</i>
78	267	214	111	6	<i>Tomato</i>
60	225	94	55	4	<i>Green peper</i>
71	90	78	64	3	<i>Cucumber</i>
-	134	130	-	-	<i>Melon and watermelon</i>
2061	1354	532	260	333	<i>Clover</i>
1828	1347	1135	320	364	<i>Lucerne</i>
8	24	-	-	48	<i>Vetch</i>
574	118	75	333	290	<i>Maize, geen mass</i>
219	73	41	164	74	<i>Forage beet</i>
99	2	396	647	5	<i>Mixture of leg.grass.and cereal</i>
1709	1817	73	320	2217	<i>Mixture of grasses and clovers</i>

ZASIJANE POVRŠINE ODABRANIH USJEVA PO KANTONIMA I OPĆINAMA U 2008.
SOWN AREA WITH SELECTED CROPS BY CANTONS AND MUNICIPALITIES IN 2008.

	ha							
	Pšenica <i>Wheat</i>	Raž <i>Rye</i>	Ječam <i>Barley</i>	Zob <i>Oats</i>	Kukuruz <i>Maize</i>	Krompir <i>Potato</i>	Luk crni <i>Onion</i>	Grah <i>Bean</i>
UNSKO-SANSKI	6168	598	1310	1987	13859	3702	363	2706
Bihac	668	90	91	44	460	158	30	11
Bosanska Krupa	1100	400	400	600	700	300	20	500
Bosanski Petrovac	15	21	25	70	15	150	8	15
Bužim	95	5	29	6	350	84	13	50
Cazin	2900	50	330	950	4000	1000	105	800
Ključ	80	10	45	100	750	180	22	90
Sanski Most	520	22	365	210	3080	1030	115	440
Velika Kladuša	790	-	25	7	4504	800	50	800
KANTON POSAVSKI	3391	-	765	105	6585	294	75	85
Domaljevac-Šamac	250	-	50	10	740	30	6	17
Odžak	1861	-	425	80	3045	130	45	40
Orašje	1280	-	290	15	2800	134	24	28
TUZLANSKI	3328	227	525	415	21781	7345	787	689
Banovići	98	-	7	11	355	275	8	67
Čelić	208	10	100	40	857	70	43	35
Doboj Istok	210	-	45	-	230	200	10	1
Gračanica	353	5	5	25	2907	900	94	40
Gradačac	1100	-	-	15	4680	700	240	120
Kalesija	220	10	60	50	2342	650	57	75
Kladanj	3	1	1	0	340	350	21	18
Lukavac	600	160	235	205	3600	830	50	70
Sapna	90	-	2	6	290	200	4	5
Srebrenik	86	6	10	13	2030	390	95	48
Teočak	70	10	20	25	440	80	8	10
Tuzla	190	20	25	10	1710	500	48	50
Živinice	100	5	15	15	2000	2200	110	150
ZENIČKO-DOBOJSKI	2204	56	616	311	5665	2273	711	409
Breza	20	-	10	8	12	150	18	15
Doboj Jug	32	-	4	5	58	18	3	2
Kakanj	95	1	40	5	110	150	40	45
Maglaj	45	3	15	-	140	160	18	20
Olovo	6	2	2	2	20	50	6	20
Tešanj	380	-	35	30	1640	300	40	40
Usora	560	20	400	216	2011	50	4	6
Vareš	2	-	15	8	4	73	4	3
Visoko	300	4	7	4	252	475	20	186
Zavidovići	410	1	2	1	531	165	54	42
Zenica	254	25	71	27	187	602	501	20
Žepče	100	-	15	5	700	80	3	10
BOSANSKO-PODRINJSKI	66	2	145	14	39	335	19	31
Foča	24	-	2	-	2	52	5	4
Goražde	40	2	25	4	35	275	10	24
Pale	2	-	118	10	2	8	4	3

nastavak
continued

ha

	Pšenica <i>Wheat</i>	Raž <i>Rye</i>	Ječam <i>Barley</i>	Zob <i>Oats</i>	Kukuruz <i>Maize</i>	Krompir <i>Potato</i>	Luk crni <i>Onion</i>	Grah <i>Bean</i>
SREDNJOBOSANSKI	1866	429	1114	444	1092	3833	320	628
Bugojno	173	136	270	70	50	435	70	70
Busovača	149	20	28	65	295	195	10	75
Dobretići	-	-	-	10	1	2	-	-
Donji Vakuf	70	12	35	10	50	500	15	50
Fojnica	125	46	36	24	37	525	55	70
Gornji Vakuf-Uskoplje	290	43	198	32	16	750	10	8
Jajce	62	-	52	10	110	500	30	200
Kiseljak	175	90	45	12	85	150	50	35
Kreševo	7	4	23	4	6	137	20	32
Novi Travnik	185	45	89	70	20	140	4	10
Travnik	350	20	113	17	40	197	30	28
Vitez	280	13	225	120	382	302	26	50
HERCEGOVAČKO- NERETVANSKI	292	80	501	90	205	2243	265	160
Čapljina	6	-	6	-	5	200	3	7
Čitluk	55	-	45	7	41	388	33	21
Grad Mostar	10	5	7	2	10	670	50	31
Jablanica	-	-	30	-	30	100	20	5
Konjic	-	-	245	45	35	285	120	70
Neum	70	65	50	-	10	70	12	10
Prozor-Rama	1	-	3	-	25	280	18	13
Ravno	70	10	70	30	40	80	2	1
Stolac	80	-	45	6	9	170	7	2
ZAPADNO- HERCEGOVAČKI	925	1	745	1	857	1838	206	84
Grude	160	-	220	-	200	460	25	12
Ljubuški ¹	180	-	150	-	145	300	130	20
Posušje	175	1	95	1	162	328	21	22
Široki Brijeg	410	-	280	-	350	750	30	30
KANTON SARAJEVO	93	29	143	106	256	1172	336	155
Centar	-	-	1	1	2	31	15	-
Hadžići	38	16	22	34	25	340	25	35
Ilidža	7	-	12	7	78	226	102	55
Ilijaš	15	5	80	50	110	150	15	25
Novi Grad	14	-	4	2	24	140	119	11
Novo Sarajevo	-	-	-	-	-	18	13	10
Stari Grad	-	-	1	1	-	26	13	6
Trnovo	-	-	14	1	-	61	9	3
Vogošća	19	8	10	10	17	180	25	10
KANTON 10	1526	236	3689	166	55	834	32	36
Bosansko Grahovo	7	4	15	11	-	3	1	1
Drvar	9	-	16	3	45	60	5	15
Glamoč	280	25	700	17	-	360	6	3
Kupres	-	15	245	35	-	41	1	-
Livno	570	92	2113	40	10	200	17	16
Tomislavgrad	660	100	600	60	-	170	3	1

nastavak
continued

	ha							
	Kupus i kelj <i>Cabbage and kale</i>	Paradajz <i>Tomato</i>	Paprika, zelena <i>Green paper</i>	Djetelina <i>Clover</i>	Lucerka <i>Lucerne</i>	Kukuruz, zeleni <i>Maize, green</i>	Stočna repa <i>Forage beet</i>	Trav.djet. smjese <i>Grass.clov. mixtures</i>
UNSKO-SANSKI	336	202	207	1698	1481	5450	2	2744
Bihać	53	15	12	68	96	430	-	46
Bosanska Krupa	20	20	20	300	200	1500	-	516
Bosanski Petrovac	-	-	-	2	-	15	-	-
Bužim	3	5	4	700	650	95	-	1292
Cazin	10	12	12	260	130	1200	-	500
Ključ	10	15	15	60	80	880	2	70
Sanski Most	120	120	129	158	125	1160	-	120
Velika Kladuša	120	15	15	150	200	170	-	200
KANTON POSAVSKI	175	101	70	497	420	1240	18	239
Domaljevac-Šamac	15	15	15	75	15	-	-	-
Odžak	120	50	30	350	220	1240	10	224
Orašje	40	36	25	72	185	-	8	15
TUZLANSKI	1248	624	560	2305	2113	8132	82	3184
Banovići	5	17	12	5	3	-	-	7
Čelić	12	15	15	150	140	200	-	60
Doboj Istok	2	2	2	250	180	60	-	430
Gračanica	40	35	30	550	500	800	65	480
Gradačac	818	84	80	55	30	2770	3	300
Kalesija	50	70	45	50	240	850	7	785
Kladanj	2	3	1	5	6	5	4	5
Lukavac	140	105	120	85	90	900	-	100
Sapna	1	3	3	121	110	80	-	100
Srebrenik	88	60	52	265	350	67	3	283
Teočak	-	-	-	235	205	-	-	124
Tuzla	40	50	50	295	110	500	-	220
Živinice	50	180	150	240	150	1900	-	290
ZENIČKO-DOBOJSKI	247	130	102	3625	3175	327	166	3973
Breza	10	7	3	291	370	90	50	496
Doboj Jug	2	4	3	95	95	28	-	92
Kakanj	10	10	10	280	295	30	20	240
Maglaj	8	5	3	85	60	45	5	150
Olovo	4	4	2	2	2	-	5	2
Tešanj	50	25	20	1300	1100	60	70	600
Usora	4	4	4	60	60	-	-	25
Vareš	3	-	-	14	12	-	1	68
Visoko	127	18	27	873	897	30	-	1800
Zavidovići	7	17	16	225	94	17	-	74
Zenica	20	31	10	20	10	27	15	26
Žepče	2	5	4	380	180	-	-	400
BOSANSKO-PODRINJSKI	42	19	27	88	929	19	7	65
Foča	3	-	6	25	30	4	4	30
Goražde	36	18	20	53	889	15	-	20
Pale	3	1	1	10	10	-	3	15

nastavak
continued

ha

	Kupus i kelj <i>Cabbage and kale</i>	Paradajz <i>Tomato</i>	Paprika, zelena <i>Green paper</i>	Djetelina <i>Clover</i>	Lucerka <i>Lucerne</i>	Kukuruz, zeleni <i>Maize, green</i>	Stočna repa <i>Forage beet</i>	Travn.djet. smjese <i>Grass.clov. mixtures</i>
SREDNJOBOSANSKI	576	77	60	2061	1828	574	219	1709
Bugojno	160	10	8	276	460	150	30	100
Busovača	12	9	7	91	8	10	10	50
Dobretići	-	-	-	-	-	9	-	-
Donji Vakuf	15	5	5	30	20	80	5	40
Fojnica	9	4	3	94	47	5	16	52
Gornji Vakuf	140	2	2	687	555	52	3	918
Jajce	50	10	10	125	50	50	20	85
Kiseljak	80	5	5	80	50	30	55	100
Kreševo	52	8	4	183	93	4	55	15
Novi Travnik	3	3	2	120	70	15	5	4
Travnik	45	6	6	105	85	95	20	50
Vitez	10	15	8	270	390	74	-	295
HERCEGOVAČKO- NERETVANSKI	456	267	225	1354	1347	118	73	1817
Čapljina	130	60	100	-	-	50	-	10
Čitluk	26	21	10	170	150	15	3	11
Grad Mostar	19	62	40	20	6	14	2	10
Jablanica	30	10	5	40	35	-	20	43
Konjic	210	65	40	120	100	25	30	30
Neum	10	12	8	45	66	11	8	-
Prozor-Rama	18	25	12	760	840	-	10	1683
Ravno	3	4	2	180	150	-	-	30
Stolac	10	8	8	19	-	3	-	-
ZAPADNO- HERCEGOVAČKI	262	214	94	532	1135	75	41	73
Grude	25	15	15	180	150	40	10	10
Ljubuški	90	155	35	135	610	35	10	20
Posušje	132	4	4	217	125	-	21	28
Široki Brijeg	15	40	40	-	250	-	-	15
KANTON SARAJEVO	258	111	55	260	320	333	164	320
Centar	5	-	-	2	2	-	2	1
Hadžići	20	9	8	6	5	7	12	8
Iliđža	111	31	19	132	252	311	125	221
Ilijaš	15	12	10	38	30	15	15	20
Novi Grad	74	37	10	26	22	-	-	59
Novo Sarajevo	6	9	2	-	-	-	-	-
Stari Grad	11	1	-	-	-	-	-	2
Trnovo	1	-	-	48	4	-	5	9
Vogošća	15	12	6	8	5	-	5	-
KANTON 10	82	6	4	333	364	290	74	2217
Bosansko Grahovo	1	1	-	3	-	-	-	-
Drvar	4	1	2	12	-	-	1	5
Glamoč	3	-	-	18	12	-	8	7
Kupres	4	-	-	-	-	-	-	18
Livno	25	3	1	50	117	10	5	1885
Tomislavgrad	45	1	1	250	235	280	60	302

PROIZVODNJA RANIH USJEVA U 2008. GODINI

PRODUCTION OF EARLY CROPS IN 2008.

	Pšenica <i>Wheat</i>	Raž <i>Rye</i>	Ječam <i>Barley</i>	Zob <i>Oats</i>
--	-------------------------	-------------------	------------------------	--------------------

Požnjevena površina, ha

Harvested area, ha

Federacija Bosne i Hercegovine	19604	1628	9520	3680
Unsko-sanski	6168	598	1305	1967
Kanton Posavski	3331	-	765	95
Tuzlanski	3288	229	556	502
Zeničko-dobojski	2149	55	616	309
Bosansko-podrinjski	65	2	145	14
Srednjobosanski	1859	416	1108	438
Hercegovačko neretvanski	292	70	471	90
Zapadno-hercegovački	925	-	745	1
Kanton Sarajevo	82	23	122	97
Kanton 10	1446	236	3687	166

Ukupna proizvodnja, tona

Total production, tons

Federacija Bosne i Hercegovine	75157	5418	27032	10573
Unsko-sanski	21409	2107	3998	5397
Kanton Posavski	15466	-	3275	350
Tuzlanski	14108	773	1942	1653
Zeničko-dobojski	8241	182	2496	1229
Bosansko-podrinjski	238	6	313	30
Srednjobosanski	6202	1360	3158	1089
Hercegovačko neretvanski	940	171	1241	217
Zapadno-hercegovački	2758	-	1976	2
Kanton Sarajevo	322	85	374	294
Kanton 10	5474	735	8260	313

Prosječan prinos, t/ha

Yield t/ha

Federacija Bosne i Hercegovine	3,8	3,3	2,8	2,9
Unsko-sanski	3,5	3,5	3,1	2,7
Kanton Posavski	4,6	-	4,3	3,7
Tuzlanski	4,3	3,4	3,5	3,3
Zeničko-dobojski	3,8	3,3	4,1	4,0
Bosansko-podrinjski	3,7	2,8	2,2	2,1
Srednjobosanski	3,3	3,3	2,9	2,5
Hercegovačko neretvanski	3,2	2,4	2,6	2,4
Zapadno-hercegovački	3,0	-	2,7	2,3
Kanton Sarajevo	3,9	3,7	3,1	3,0
Kanton 10	3,8	3,1	2,2	1,9

PROIZVODNJA RANOG VOĆA U 2008. GODINI
PRODUCTION OF EARLY FRUIT IN 2008.

	Trešnje <i>Cherry</i>	Višnje <i>Sour cherry</i>	Kajsije <i>Apricot</i>
--	---------------------------------	-------------------------------------	----------------------------------

Broj stabala sposobnih za rod
Number of bearing trees

Federacija Bosne i Hercegovine	422314	152331	63079
Unsko-sanski	34853	6413	2568
Kanton Posavski	1480	1920	900
Tuzlanski	102425	43370	30325
Zeničko-dobojski	58110	25805	1835
Bosansko-podrinjski	31000	8650	100
Srednjobosanski	11790	5320	10
Hercegovačko neretvanski	105227	13403	20696
Zapadno-hercegovački	32295	6475	4550
Kanton Sarajevo	43300	39520	2095
Kanton 10	1834	1455	-

Ukupna proizvodnja, tona
Total production, tons

Federacija Bosne i Hercegovine	4805	1353	418
Unsko-sanski	287	40	21
Kanton Posavski	39	29	13
Tuzlanski	1245	415	182
Zeničko-dobojski	769	216	21
Bosansko-podrinjski	277	47	1
Srednjobosanski	231	81	-
Hercegovačko neretvanski	1262	97	128
Zapadno-hercegovački	183	34	42
Kanton Sarajevo	492	374	12
Kanton 10	20	19	-

Prosječan prinos, kg/stablu
Yield kg/tree

Federacija Bosne i Hercegovine	11,4	8,9	6,6
Unsko-sanski	8,2	6,3	8,0
Kanton Posavski	26,5	15,2	14,3
Tuzlanski	12,2	9,6	6,0
Zeničko-dobojski	13,2	8,4	11,3
Bosansko-podrinjski	8,9	5,5	7,0
Srednjobosanski	19,6	15,1	-
Hercegovačko neretvanski	12,0	7,3	6,2
Zapadno-hercegovački	5,7	5,3	9,1
Kanton Sarajevo	11,4	9,5	5,5
Kanton 10	10,8	12,9	-

PROIZVODNJA KASNIH USJEVA U 2008. GODINI

PRODUCTION OF LATE CROPS IN 2008.

	Kukuruz <i>Maize-grain</i>	Krompir <i>Potato</i>	Grah <i>Bean</i>	Luk crni <i>Onion</i>	Kupus i kelj <i>Cabbage and kale</i>	Paradajz <i>Tomato</i>
Požnjevena površina, ha <i>Harvested area, ha</i>						
Federacija Bosne i Hercegovine	50023	23756	4983	3105	3660	1739
Unsko-sanski	13859	3702	2706	363	336	187
Kanton Posavski	6330	264	85	70	155	101
Tuzlanski	21680	7345	689	787	1249	624
Zeničko-dobojski	5665	2273	409	711	248	130
Bosansko-podrinjski	39	335	31	19	42	24
Srednjobosanski	1112	3799	628	321	577	77
Hercegovačko-neretvanski	175	2243	160	265	456	267
Zapadno-hercegovački	857	1838	84	206	262	214
Kanton Sarajevo	251	1107	155	332	254	111
Kanton 10	55	851	37	32	82	5
Ukupna proizvodnja, tona <i>Total production, tons</i>						
Federacija Bosne i Hercegovine	231534	237375	7203	25142	54333	17814
Unsko-sanski	72856	38905	4238	3387	6192	3521
Kanton Posavski	34955	2926	151	904	4750	1724
Tuzlanski	94732	75005	553	4431	10563	2831
Zeničko-dobojski	22710	19691	538	8974	4543	1008
Bosansko-podrinjski	56	7368	61	188	573	231
Srednjobosanski	3150	32529	830	1817	7367	372
Hercegovačko-neretvanski	701	25531	369	1970	12901	5144
Zapadno-hercegovački	1470	9166	85	1239	2809	2059
Kanton Sarajevo	745	9065	323	1987	2767	885
Kanton 10	159	17188	56	244	1868	40
Prosječan prinos, t/ha <i>Yield t/ha</i>						
Federacija Bosne i Hercegovine	4,6	10,0	1,4	8,1	14,8	10,2
Unsko-sanski	5,3	10,5	1,6	9,3	18,4	18,8
Kanton Posavski	5,5	11,1	1,8	12,9	30,6	17,1
Tuzlanski	4,4	10,2	0,8	5,6	8,5	4,5
Zeničko-dobojski	4,0	8,7	1,3	12,6	18,3	7,8
Bosansko-podrinjski	1,4	22,0	2,0	9,9	13,6	9,6
Srednjobosanski	2,8	8,5	1,3	5,7	12,8	4,8
Hercegovačko-neretvanski	4,0	11,4	2,3	7,4	28,3	19,3
Zapadno-hercegovački	1,7	5,0	1,0	6,0	10,7	9,6
Kanton Sarajevo	2,9	8,2	2,1	6,0	10,9	8,0
Kanton 10	2,9	20,2	1,5	7,5	22,9	8,0

nastavak
continued

	Paprika <i>Green paper</i>	Djetelina <i>Clover</i>	Lucerka <i>Lucerne</i>	Kukuruz, zeleni <i>Maize, green</i>	Stočna repa <i>Forage beet</i>	Travno djetsmjese <i>Grass.clov. mixtures</i>
--	-----------------------------------	----------------------------	---------------------------	---	--	---

Požnjevena površina, hektara

Harvested area, ha

Federacija Bosne i Hercegovine	1403	12749	12983	16385	894	16294
Unsko-sanski	207	1698	1481	5450	2	2744
Kanton Posavski	70	447	400	1040	13	225
Tuzlanski	560	2305	2113	8132	82	3169
Zeničko-dobojski	102	3625	3175	332	239	3972
Bosansko-podrinjski	27	88	929	15	7	55
Srednjobosanski	60	2055	1828	592	199	1630
Hercegovačko-neretvanski	225	1353	1347	118	73	1837
Zapadno-hercegovački	94	532	1135	75	41	73
Kanton Sarajevo	54	316	246	333	164	324
Kanton 10	4	330	329	298	74	2265

Ukupna proizvodnja, tona

Total production, tons

Federacija Bosne i Hercegovine	13991	52392	60092	313039	12974	59110
Unsko-sanski	4070	6156	6324	166650	20	9174
Kanton Posavski	950	1119	1001	13180	235	462
Tuzlanski	1889	8367	8087	100035	1276	7900
Zeničko-dobojski	754	16590	16412	4147	3068	17615
Bosansko-podrinjski	232	419	7365	600	55	234
Srednjobosanski	267	10955	11643	9151	2323	8139
Hercegovačko-neretvanski	4876	5124	5094	2308	1775	6305
Zapadno-hercegovački	504	1263	2117	365	164	136
Kanton Sarajevo	419	1333	880	9617	2343	1165
Kanton 10	32	1066	1170	6985	1715	7980

Prosječan prinos, t/ha

Yield t/ha

Federacija Bosne i Hercegovine	10,0	4,1	4,6	19,1	14,5	3,6
Unsko-sanski	19,7	3,6	4,3	30,6	10,0	3,3
Kanton Posavski	13,6	2,5	2,5	12,7	18,1	2,1
Tuzlanski	3,4	3,6	3,8	12,3	15,6	2,5
Zeničko-dobojski	7,4	4,6	5,2	12,5	12,8	4,4
Bosansko-podrinjski	8,6	4,8	7,9	40,0	7,9	4,3
Srednjobosanski	4,4	5,3	6,4	15,5	11,7	5,0
Hercegovačko-neretvanski	21,7	3,8	3,8	19,6	24,3	3,4
Zapadno-hercegovački	5,4	2,4	1,9	4,9	4,0	1,9
Kanton Sarajevo	7,8	4,2	3,6	28,9	14,3	3,6
Kanton 10	7,9	3,2	3,6	23,4	23,2	3,5

PROIZVODNJA KASNOG VOĆA U 2008. GODINI

PRODUCTION OF LATE FRUIT IN 2008.

	Jabuke <i>Apple</i>	Kruške <i>Pear</i>	Šljive <i>Plum</i>	Breskve <i>Peach</i>	Orasi <i>Walnut</i>
--	------------------------	-----------------------	-----------------------	-------------------------	------------------------

Broj stabala sposobnih za rod

Number of bearing trees

Federacija Bosne i Hercegovine	2085378	1008031	5274841	476915	309362
Unsko-sanski	148563	54668	974698	3120	78028
Kanton Posavski	10700	4350	63400	1650	2670
Tuzlanski	800220	395575	2144160	38597	58345
Zeničko-dobojski	402828	166116	532316	3560	26810
Bosansko-podrinjski	115882	55048	247500	600	49300
Srednjobosanski	178090	89475	342450	60	24765
Hercegovačko neretvanski	210880	83615	598962	414135	26924
Zapadno-hercegovački	27205	9709	23600	13300	10320
Kanton Sarajevo	172650	141560	273500	1883	16400
Kanton 10	18360	7915	74255	10	15800

Ukupna proizvodnja, tona

Total production, tons

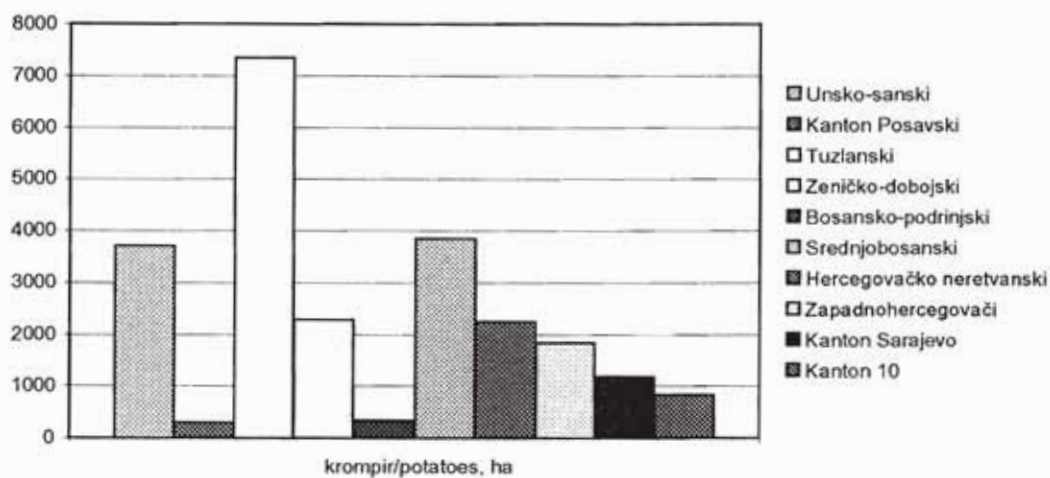
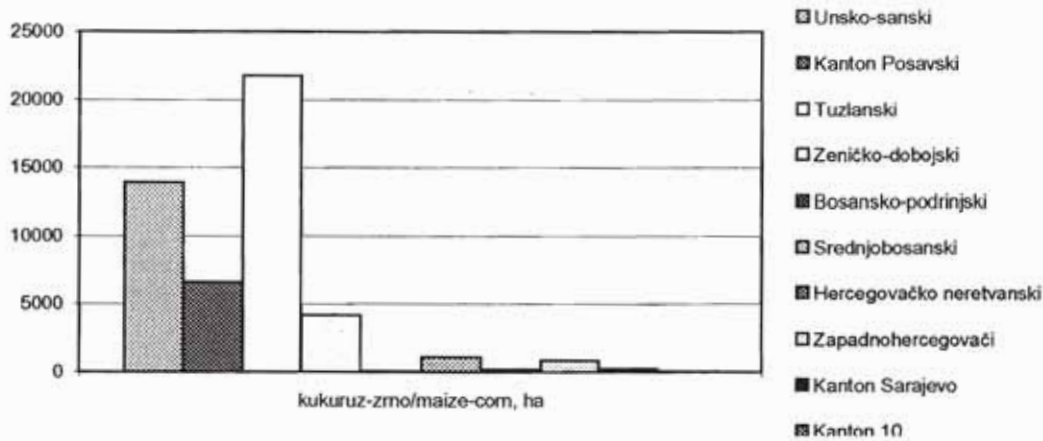
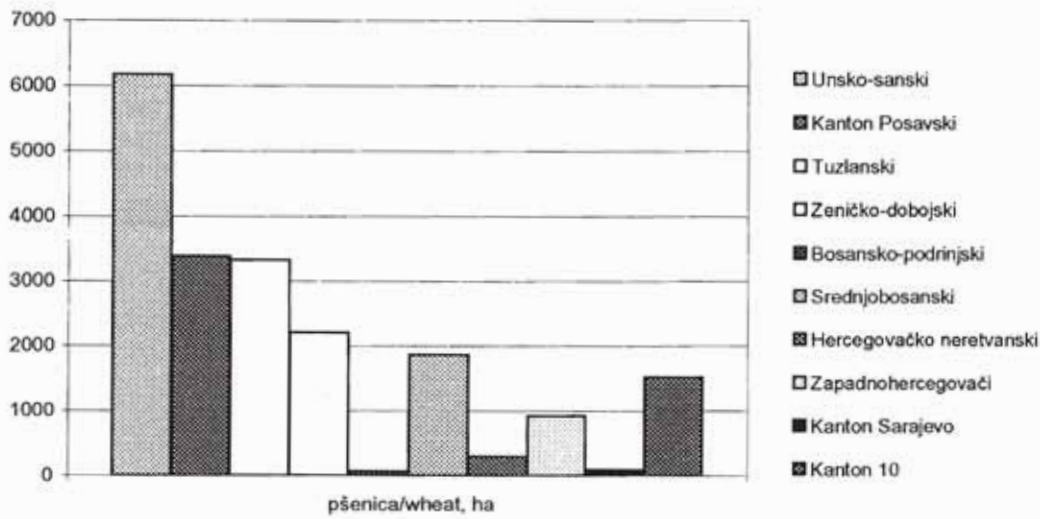
Federacija Bosne i Hercegovine	21057	8280	35044	7757	2572
Unsko-sanski	1347	349	3586	8	355
Kanton Posavski	156	66	638	12	28
Tuzlanski	5980	2296	17307	250	395
Zeničko-dobojski	5517	2012	3893	37	280
Bosansko-podrinjski	1023	363	473	2	734
Srednjobosanski	2366	1023	2209	0	266
Hercegovačko neretvanski	2194	670	5343	7313	93
Zapadno-hercegovački	149	38	33	123	67
Kanton Sarajevo	2170	1413	1431	11	150
Kanton 10	157	51	133	0	203

Prosječan prinos, kg po stablu

Yield kg/tree

Federacija Bosne i Hercegovine	10,1	8,2	6,6	16,3	8,3
Unsko-sanski	9,1	6,4	3,7	2,7	4,6
Kanton Posavski	14,5	15,1	10,1	7,3	10,7
Tuzlanski	7,5	5,8	8,1	6,5	6,8
Zeničko-dobojski	13,7	12,1	7,3	10,5	10,5
Bosansko-podrinjski	8,8	6,6	3,6	3,6	14,9
Srednjobosanski	13,3	11,4	6,4	3,4	10,7
Hercegovačko neretvanski	10,4	8,0	8,9	17,7	3,5
Zapadno-hercegovački	5,5	3,9	1,4	9,3	6,5
Kanton Sarajevo	12,6	10,0	5,2	5,6	9,2
Kanton 10	8,6	6,5	1,8	14,0	12,8

ZASIJANE POVRŠINE GLAVNIH RATARSKIH USJEVA PO KANTONIMA, 2008
 SOWN AREA WITH MAIN CROPS BY CANTONS, 2008



PRINOSI USJEVA I VOĆA PO KANTONIMA I OPĆINAMA U 2008. GODINI
CROP AND FRUIT PRODUCTION BY CANTONS AND MUNICIPALITIES IN 2008.

	Pšenica <i>Wheat</i>		Raž <i>Rye</i>		Ječam <i>Barley</i>		Zob <i>Oats</i>		Kukuruz-zrno <i>Maize - grain</i>	
	ukupan prinos, t <i>total pro- duction, t</i>	prinos t/ha <i>yield t/ha</i>	ukupan prinos, t <i>total pro- duction, t</i>	prinos t/ha <i>yield t/ha</i>	ukupan prinos, t <i>total pro- duction, t</i>	prinos t/ha <i>yield t/ha</i>	ukupan prinos, t <i>total pro- duction, t</i>	prinos t/ha <i>yield t/ha</i>	ukupan prinos, t <i>total pro- duction, t</i>	prinos t/ha <i>yield t/ha</i>
UNSKO-SANSKI	21409	3,5	2107	3,5	3998	3,1	5397	2,7	72856	5,3
Bihać	2004	3,0	234	2,6	228	2,5	88	2,0	1610	3,5
Bosanska Krupa	4400	4,0	1520	3,8	1280	3,2	1800	3,0	3500	5,0
Bosanski Petrovac	45	3,0	53	2,5	50	2,0	175	2,5	45	3,0
Bužim	380	4,0	8	1,5	116	4,0	24	4,0	1575	4,5
Cazin	10150	3,5	175	3,5	660	2,0	2375	2,5	10000	2,5
Ključ	240	3,0	32	3,2	152	3,8	256	3,2	3750	5,0
Sanski Most	1820	3,5	86	3,9	1387	3,8	651	3,1	23100	7,5
Velika Kladuša	2370	3,0	-	-	125	5,0	28	4,0	29276	6,5
KANTON POSAVSKI	15466	4,6	-	-	3275	4,3	350	3,7	34955	5,5
Domaljevac-Šamac	1375	5,5	-	-	300	6,0	-	-	3700	5,0
Odžak	7563	4,2	-	-	1728	4,1	296	3,7	16695	6,0
Orašje	6528	5,1	-	-	1247	4,3	54	3,6	14560	5,2
TUZLANSKI	14108	4,3	773	3,4	1942	3,5	1653	3,3	94732	4,4
Banovići	392	4,0	-	-	28	4,0	44	4,0	710	2,0
Čelić	832	4,0	30	3,0	300	3,0	120	3,0	5040	6,0
Doboj Istok	840	4,0	-	-	180	4,0	-	-	1610	7,0
Gračanica	1761	5,0	18	3,5	20	4,0	100	4,0	11718	4,0
Gradačac	5060	4,6	-	-	48	3,2	128	3,2	21160	4,6
Kalesija	880	4,0	32	3,2	192	3,2	150	3,0	11878	5,1
Kladanj	12	4,0	2	3,5	3	3,0	1	4,0	986	2,9
Lukavac	2400	4,0	560	3,5	823	3,5	718	3,5	12240	3,4
Sapna	288	3,2	-	-	6	2,8	13	2,1	1160	4,0
Srebrenik	396	4,6	26	3,2	125	4,8	255	3,0	11210	5,5
Teočak	294	4,2	21	2,1	90	4,5	75	3,0	1760	4,0
Tuzla	744	3,9	70	3,5	85	3,4	35	3,5	6860	4,0
Živinice	210	3,5	15	3,0	44	2,9	15	3,0	8400	4,2
ZENIČKO-DOBOJSKI	8241	3,8	182	3,3	2496	4,1	1229	4,0	22710	4,0
Breza	90	4,5	-	-	50	5,0	32	4,0	54	4,5
Doboj Jug	64	2,0	-	-	7	1,8	9	1,8	174	3,0
Kakanj	270	3,0	3	2,5	120	3,0	13	2,5	495	4,5
Maglaj	189	4,2	12	3,5	60	4,0	-	-	350	2,5
Olovo	15	2,5	3	1,5	3	1,5	3	1,5	30	1,5
Tešanj	1520	4,0	-	-	123	3,5	75	2,5	7708	4,7
Usora	2240	4,0	80	4,0	1800	4,5	972	4,5	8044	4,0
Vareš	4	2,0	-	-	30	2,0	16	2,0	8	2,0
Visoko	1125	4,5	9	3,0	25	3,5	12	3,0	706	2,8
Zavidovići	1435	3,5	3	3,0	6	2,8	3	2,5	1593	3,0
Zenica	889	3,5	72	3,0	213	3,0	75	3,0	748	4,0
Žepče	400	4,0	-	-	60	4,0	20	4,0	2800	4,0
BOSANSKO- PODRINJSKI	238	3,7	6	2,8	313	2,2	30	2,1	56	1,4
Foča	82	3,6	-	-	4	2,0	-	-	6	3,0
Goražde	152	3,8	6	2,8	73	2,9	10	2,5	46	1,3
Pale	4	2,0	-	-	236	2,0	20	2,0	4	2,0

	Pšenica <i>Wheat</i>		Raž <i>Rye</i>		Ječam <i>Barley</i>		Zob <i>Oats</i>		Kukuruz-zrno <i>Maize - grain</i>	
	ukupan prinos, t <i>total pro- duction, t</i>	prinos t/ha <i>yield t/ha</i>	ukupan prinos, t <i>total pro- duction, t</i>	prinos t/ha <i>yield t/ha</i>	ukupan prinos, t <i>total pro- duction, t</i>	prinos t/ha <i>yield t/ha</i>	ukupan prinos, t <i>total pro- duction, t</i>	prinos t/ha <i>yield t/ha</i>	ukupan prinos, t <i>total pro- duction, t</i>	prinos t/ha <i>yield t/ha</i>
	SREDNJOBOSANSKI	6202	3,3	1360	3,3	3158	2,9	1089	2,5	3150
Bugojno	850	5,0	585	4,5	540	2,0	210	3,0	225	4,5
Busovača	189	1,3	24	1,5	32	1,4	88	1,3	295	1,0
Dobretići	-	-	-	-	-	-	23	1,7	1	0,5
Donji Vakuf	280	4,0	48	4,0	105	3,0	-	-	175	2,5
Fojnica	413	3,3	143	3,1	112	3,1	72	3,0	100	2,7
Gornji Vakuf-Uskoplje	1015	3,5	129	3,0	752	3,8	96	3,0	51	3,2
Jajce	248	4,0	-	-	156	3,0	30	3,0	165	1,5
Kiseljak	525	3,0	225	2,5	113	2,5	24	2,0	128	1,5
Kreševo	14	2,0	8	2,0	69	3,0	8	2,0	9	1,5
Novi Travnik	500	2,7	108	2,4	196	2,3	144	2,1	50	2,5
Travnik	945	2,7	50	2,5	286	2,5	34	2,0	80	2,0
Vitez	1224	4,4	40	4,0	798	3,5	360	3,0	1872	4,9
HERCEGOVAČKO- NERETVANSKI	940	3,2	171	2,4	1241	2,6	217	2,4	701	4,0
Čapljina	24	4,0	-	-	21	3,5	-	-	20	4,0
Čitluk	165	3,0	-	-	149	3,3	11	1,5	33	3,0
Grad Mostar	19	1,9	9	1,7	12	1,7	4	1,8	18	1,8
Jablanica	-	-	-	-	120	4,0	-	-	150	5,0
Konjic	-	-	-	-	490	2,0	68	1,5	105	3,0
Neum	210	3,0	163	2,5	150	3,0	-	-	70	7,0
Prozor-Rama	2	2,1	-	-	5	2,0	-	-	100	4,0
Ravno	280	4,0	-	-	160	4,0	120	4,0	200	5,0
Stolac	240	3,0	-	-	135	3,0	15	2,5	5	0,6
ZAPADNO- HERCEGOVAČKI	2758	3,0	-	-	1976	2,7	2	2,3	1470	1,7
Grude	480	3,0	-	-	616	2,8	-	-	400	2,0
Ljubuški	432	2,4	-	-	330	2,2	-	-	464	3,2
Posušje	411	2,4	-	-	190	2,0	2	2,3	81	0,5
Široki Brijeg	1435	3,5	-	-	840	3,0	-	-	525	1,5
KANTON SARAJEVO	322	3,9	85	3,7	374	3,1	294	3,0	745	2,9
Centar	-	-	-	-	-	-	-	-	4	2,0
Hadžići	190	5,0	68	4,5	88	4,0	119	3,5	75	3,0
Iliđža	25	3,5	-	-	32	2,8	18	2,5	156	2,0
Ilijaš	60	4,0	15	3,0	240	3,0	150	3,0	440	4,0
Novi Grad	39	2,8	-	-	10	2,5	4	2,0	50	2,1
Novo Sarajevo	-	-	-	-	-	-	-	-	3	3,0
Stari Grad	-	-	-	-	1	1,0	1	1,0	-	-
Trnovo	-	-	-	-	-	-	-	-	-	-
Vogošća	8	1,0	3	0,8	3	0,7	2	0,7	17	1,5
KANTON 10	5474	3,8	735	3,1	8260	2,2	313	1,9	159	2,9
Bosansko Grahovo	15	2,2	10	2,3	22	1,7	14	1,3	-	-
Drvar	13	1,4	-	-	29	1,8	5	1,8	144	3,2
Glamoč	1120	4,0	70	2,8	2660	3,8	43	2,5	-	-
Kupres	-	-	30	2,0	368	1,5	53	1,5	-	-
Livno	1340	2,4	225	2,5	3381	1,6	48	1,2	15	1,5
Tomislavgrad	2987	5,2	400	4,0	1800	3,0	150	2,5	-	-

nastavak
continued

	Krompir <i>Potato</i>		Grah <i>Bean</i>		Luk crni <i>Onion</i>		Kupus i kelj <i>Cabbage and kale</i>		Paradajz <i>Tomato</i>	
	ukupan prinos, t <i>total pro- duction, t</i>	prinos t/ha <i>yield t/ha</i>	ukupan prinos, t <i>total pro- duction, t</i>	prinos t/ha <i>yield t/ha</i>	ukupan prinos, t <i>total pro- duction, t</i>	t/ha <i>yield t/ha</i>	ukupan prinos, t <i>total pro- duction, t</i>	prinos t/ha <i>yield t/ha</i>	ukupan prinos, t <i>total pro- duction, t</i>	prinos t/ha <i>yield t/ha</i>
	UNSKO-SANSKI	38905	10,5	4238	1,6	3387	9,3	6192	18,4	3521
Bihać	1422	9,0	11	1,0	90	3,0	848	16,0	105	7,0
Bosanska Krupa	2250	7,5	1500	3,0	90	4,5	240	12,0	400	20,0
Bosanski Petrovac	2700	18,0	22,5	1,5	96	12,0	-	-	-	-
Bužim	840	10,0	75	1,5	111	8,5	24	8,0	55	11,0
Cazin	2200	2,2	240	0,3	368	3,5	30	3,0	30	2,5
Ključ	900	5,0	225	2,5	110	5,0	70	7,0	-	-
Sanski Most	23793	23,1	1364	3,1	2323	20,2	4020	33,5	2856	23,8
Velika Kladuša	4800	6,0	800	1,0	200	4,0	960	8,0	75	5,0
KANTON POSAVSKI	2926	11,1	151	1,8	904	12,9	4750	30,6	1724	17,1
Domaljevac-Šamac	120	4,0	17	1,0	24	4,0	150	10,0	150	10,0
Odžak	1600	16,0	100	2,5	640	16,0	4000	40,0	1250	25,0
Orašje	1206	9,0	34	1,2	240	10,0	600	15,0	324	9,0
TUZLANSKI	75005	10,2	553	0,8	4431	5,6	10563	8,5	2831	4,5
Banovići	2200	8,0	34	0,5	24	3,0	25	5,0	204	12,0
Čelić	560	8,0	53	1,5	258	6,0	120	10,0	120	8,0
Doboj Istok	2400	12,0	1	0,8	120	12,0	50	25,0	40	20,0
Gračanica	5400	6,0	4	0,1	1128	12,0	600	15,0	350	10,0
Gradačac	5950	8,5	108	0,9	1200	5,0	6135	7,5	294	3,5
Kalesija	9750	15,0	90	1,2	285	5,0	450	9,0	280	4,0
Kladanj	2835	8,1	14	0,8	66	3,2	24	8,0	14	4,5
Lukavac	15770	19,0	14	0,2	200	4,0	2100	15,0	368	3,5
Sapna	1300	6,5	3	0,6	11	3,0	7	7,0	12	4,0
Srebrenik	6240	16,0	48	1,0	475	5,0	352	4,0	180	3,0
Teočak	1200	15,0	10	1,0	40	5,0	-	-	-	-
Tuzla	6000	12,0	25	0,5	240	5,0	400	10,0	250	5,0
Živinice	15400	7,0	150	1,0	385	3,5	300	6,0	720	4,0
ZENIČKO-DOBOJSKI	19691	8,7	538	1,3	8974	12,6	4543	18,3	1008	7,8
Breza	1500	10,0	18	1,2	180	10,0	150	15,0	21	3,0
Doboj Jug	396	22,0	1	0,5	3	1,0	3	1,5	7	1,8
Kakanj	825	5,5	54	1,2	160	4,0	50	5,0	30	3,0
Maglaj	960	6,0	14	0,7	108	6,0	80	10,0	30	6,0
Olovo	750	15,0	30	1,5	48	8,0	24	6,0	20	5,0
Tešanj	1440	4,8	60	1,5	1600	40,0	500	10,0	95	3,8
Usora	65	1,3	10	1,6	8	2,0	8	2,0	8	2,0
Vareš	365	5,0	9	3	10	2,5	12	4,0	-	-
Visoko	4750	10,0	279	1,5	280	14,0	2921	23,0	216	12,0
Zavidovići	2475	15,0	34	0,8	540	10,0	70	10,0	340	20,0
Zenica	5525	9,2	20	1,0	6007	12,0	711	33,9	221	7,2
Žepče	640	8,0	10	1,0	30	10,0	14	7,0	20	4,0
BOSANSKO- PODRINJSKI	7368	22,0	61	2,0	188	9,9	573	13,6	231	9,6
Foča	421	8,1	4,8	1,2	90	18,0	45	15,0	95	18,9
Goražde	6.875	25,0	41	1,7	70	7,0	504	14,0	131	7,3
Pale	72	9,0	15	5,0	28	7,0	24	8,0	5	5,0

	Krompir <i>Potato</i>		Grah <i>Bean</i>		Luk crni <i>Onion</i>		Kupus i kelj <i>Cabbage and kale</i>		Paradajz <i>Tomato</i>	
	ukupan prinos, t <i>total pro- duction, t</i>	prinos t/ha <i>yield t/ha</i>	ukupan prinos, t <i>total pro- duction, t</i>	prinos t/ha <i>yield t/ha</i>	ukupan prinos, t <i>total pro- duction, t</i>	prinos t/ha <i>yield t/ha</i>	ukupan prinos, t <i>total pro- duction, t</i>	prinos t/ha <i>yield t/ha</i>	ukupan prinos, t <i>total pro- duction, t</i>	prinos t/ha <i>yield t/ha</i>
SREDNJOBOSANSKI	32529	8,5	830	1,3	1817	5,7	7367	12,8	372	4,8
Bugojno	6389	14,9	140	2,0	770	11,0	3200	20,0	100	10,0
Busovača	1365	7,0	45	0,6	20	2,0	84	7,0	36	4,0
Dobretići	11	7,0	-	-	-	-	-	-	-	-
Donji Vakuf	5000	10,0	50	1,0	60	4,0	150	10,0	50	10,0
Fojnica	4410	8,4	175	2,5	220	4,0	144	16,0	20	5,0
Gornji Vakuf	5250	7,0	12	1,5	100	10,0	2380	17,0	12	6,0
Jajce	3750	7,5	200	1,0	90	3,0	375	7,5	40	4,0
Kiseljak	1500	10,0	88	2,5	200	4,0	640	8,0	8	1,5
Kreševo	540	4,0	32	1,0	60	3,0	104	2,0	4	0,5
Novi Travnik	575	4,8	15	1,5	9	1,8	27	6,8	9	3,0
Travnik	1175	6,1	28	1,0	54	1,8	113	2,5	3	0,5
Vitez	2564	8,5	45	0,9	234	9,0	150	15,0	90	6,0
HERCEGOVAČKO- NERETVANSKI	25531	11,4	369	2,3	1970	7,4	12901	28,3	5144	19,3
Čapljina	7000	35,0	119	17,0	75	25,0	6500	50,0	2400	40,0
Čitluk	2716	7,0	63	3,0	99	3,0	208	8,0	21	1,0
Grad Mostar	7035	10,5	65	2,1	350	7,0	2242	118,0	446	7,2
Jablanica	1200	12,0	10	2,0	80	4,0	300	10,0	30	3,0
Konjic	2850	10,0	70	1,0	1200	10,0	3150	15,0	1950	30,0
Neum	490	7,0	10	1,0	48	4,0	90	9,0	60	5,0
Prozor-Rama	2240	8,0	26	2,0	72	4,0	288	16,0	125	5,0
Ravno	640	8,0	2	2,0	6	3,0	45	15,0	48	12,0
Stolac	1360	8,0	4	2,5	40	6,1	78	8,0	64	8,5
ZAPADNO- HERCEGOVAČKI	9166	5,0	85	1,0	1239	6,0	2809	10,7	2059	9,6
Grude	1840	4,0	6	0,5	50	2,0	750	30,0	375	25,0
Ljubuški	4800	16,0	30	1,5	1105	8,5	1710	19,0	1628	10,5
Posušje	426	1,3	40	1,8	48	2,3	304	2,3	8	2,0
Široki Brijeg	2100	2,8	9	0,3	36	1,2	45	3,0	48	1,2
KANTON SARAJEVO	9065	8,2	323	2,1	1987	6,0	2767	10,9	885	8,0
Centar	214	7,0	-	-	75	5,0	40	8,0	16	4,0
Hadžići	3400	10,0	140	4,0	175	7,0	240	12,0	54	6,0
Iliđža	1921	8,5	44	0,8	561	5,5	1554	14,0	372	12,0
Ilijaš	770	5,1	75	3,0	60	4,0	60	4,0	24	2,0
Novi Grad	686	4,9	13	1,2	714	6,0	592	8,0	296	8,0
Novo Sarajevo	144	8,0	20	2,0	130	10,0	84	14,0	72	8,0
Stari Grad	286	11,0	18	3,0	104	8,0	77	7,0	3	3,0
Trnovo	610	10,0	3	1,0	63	7,0	10	10,0	-	-
Vogošća	1035	9,0	10	1,0	105	5,0	110	10,0	48	6,0
KANTON 10	17188	20,2	56	1,5	244	7,5	1868	22,9	40	8,0
Bosansko Grahovo	38	11,8	5	5,0	4	4,0	6	12,8	-	-
Drvar	1260	21,0	9,6	0,6	22	4,4	60	15,0	7	6,5
Glamoč	9330	24,7	5	2,0	44	8,0	45	15,0	-	-
Kupres	410	10,0	-	-	3	3,0	32	8,0	-	-
Livno	1900	9,5	35	2,2	82	4,8	375	15,0	14	4,5
Tomislavgrad	4250	25,0	2	1,5	90	30,0	1350	30,0	20	20,0

+

nastavak
continued

	Djetelina <i>Clover</i>		Lucerka <i>Lucerne</i>		Kukuruz, zeleni <i>Maize, green</i>		Stočna repa <i>Forage beet</i>		Trav.djetel. smjese <i>Grass.clov.mixtures</i>	
	ukupan prinos, t <i>total pro- duction, t</i>	prinos t/ha <i>yield t/ha</i>	ukupan prinos, t <i>total pro- duction, t</i>	prinos t/ha <i>yield t/ha</i>	ukupan prinos, t <i>total pro- duction, t</i>	prinos t/ha <i>yield t/ha</i>	ukupan prinos, t <i>total pro- duction, t</i>	prinos t/ha <i>yield t/ha</i>	ukupan prinos, t <i>total pro- duction, t</i>	prinos t/ha <i>yield t/ha</i>
UNSKO-SANSKI	6156	3,6	6324	4,3	166650	30,6	20	10,0	9174	3,3
Bihać	238	3,5	384	4,0	6880	16,0	-	-	138	3,0
Bosanska Krupa	1140	3,8	800	4,0	60000	40,0	-	-	1722	3,3
Bosanski Petrovac	13	6,5	-	-	60	4,0	-	-	-	-
Bužim	2450	3,5	2925	4,5	1900	20,0	-	-	4134	3,2
Cazin	832	3,2	455	3,5	24000	20,0	-	-	1750	3,5
Ključ	330	5,5	360	4,5	24640	28,0	20	10,0	210	3,0
Sanski Most	553	3,5	400	3,2	41180	35,5	-	-	420	3,5
Velika Kladuša	600	4,0	1000	5,0	7990	47,0	-	-	800	4,0
KANTON POSAVSKI	1119	2,5	1001	2,5	13180	12,7	235	18,1	462	2,1
Domaljevac-Šamac	375	5,0	75	5,0	-	-	-	-	-	-
Odžak	600	2,0	500	2,5	13180	12,7	35	7,0	450	2,1
Orašje	144	2,0	426	2,3	-	-	200	25,0	12	0,8
TUZLANSKI	8367	3,6	8087	3,8	100035	12,3	1276	15,6	7900	2,5
Banovići	30	6,0	18	6,0	-	-	-	-	28	4,0
Čelić	600	4,0	560	4,0	1600	8,0	-	-	180	3,0
Doboj Istok	750	3,0	540	3,0	3000	50,0	-	-	1075	2,5
Gračanica	2200	4,0	2500	5,0	20000	25,0	975	15,0	1200	2,5
Gradačac	165	3,0	90	3,0	19390	7,0	120	40,0	300	1,0
Kalesija	200	4,0	960	4,0	34000	40,0	105	15,0	2310	3,0
Kladanj	12	2,7	14	2,5	25	5	40	10,0	13	2,5
Lukavac	340	4,0	270	3,0	1800	2,0	-	-	320	3,2
Sapna	265	2,2	329	3,0	960	12,0	-	-	160	1,6
Srebrenik	663	2,5	980	2,8	1340	20,0	36	12,0	425	1,5
Teočak	1058	4,5	822	4,0	-	-	-	-	248	2,0
Tuzla	885	3,0	330	3,0	5000	10,0	-	-	540	2,5
Živinice	1200	5,0	675	4,5	12920	6,8	-	-	1102	3,8
ZENIČKO-DOBOJSKI	16590	4,6	16412	5,2	4147	12,5	3068	12,8	17615	4,4
Breza	1397	4,8	1924	5,2	720	8,0	600	12,0	2232	4,5
Doboj Jug	162	1,7	171	1,8	56	2,0	-	-	110	1,2
Kakanj	840	3,0	944	3,2	240	8,0	100	5,0	624	2,6
Maglaj	255	3,0	180	3,0	900	20,0	50	10,0	525	3,5
Olovo	10	5,0	12	6,0	40	8	-	-	8	4,0
Tešanj	4550	3,5	3850	3,5	720	12,0	770	11,0	1560	2,6
Usora	270	4,5	270	4,5	-	-	-	-	113	4,5
Vareš	28	2,0	24	2,0	2	2	-	-	136	2,0
Visoko	6984	8,0	8073	9,0	870	30,0	948	12,0	10800	6,0
Zavidovići	675	3,0	282	3,0	34	2,0	-	-	222	3,0
Zenica	90	4,5	52	5,2	565	20,9	600	40,0	85	3,4
Žepče	1330	3,5	630	3,5	-	-	-	-	1200	3,0
BOSANSKO- PODRINJSKI	419	4,8	7365	7,9	600	40,0	55	7,9	234	4,3
Foča	53	2,1	84	2,8	-	-	25	6,3	42	2,1
Goražde	286	5,4	7201	8,1	600	40,0	-	-	102	5,1
Pale	80	8,0	80	8,0	-	-	30	10,0	90	6,0

	Djetelina <i>Clover</i>		Lucerka <i>Lucerne</i>		Kukuruz, zeleni <i>Maize, green</i>		Stočna repa <i>Forage beet</i>		Trav,djetel. smjese <i>Grass,clov.mixtures</i>	
	ukupan prinos, t <i>total pro- duction, t</i>	prinos t/ha <i>yield t/ha</i>	ukupan prinos, t <i>total pro- duction, t</i>	prinos t/ha <i>yield t/ha</i>	ukupan prinos, t <i>total pro- duction, t</i>	prinos t/ha <i>yield t/ha</i>	ukupan prinos, t <i>total pro- duction, t</i>	prinos t/ha <i>yield t/ha</i>	ukupan prinos, t <i>total pro- duction, t</i>	prinos t/ha <i>yield t/ha</i>
SREDNJOBOSANSKI	10955	5,3	11643	6,4	9151	15,5	2323	11,7	8139	5,0
Bugojno	1380	5,0	2760	6,0	3000	20,0	390	13,0	380	3,8
Busovača	143	1,5	16	2,0	100	10,0	50	5,0	100	2,0
Dobretići	-	-	-	-	63	7,0	-	-	-	-
Donji Vakuf	150	5,0	120	6,0	960	12,0	10	2,0	160	4,0
Fojnica	282	3,0	141	3,0	80	16,0	128	8,0	156	3,0
Gornji Vakuf	4122	6,0	2775	5,0	1092	21,0	30	10,0	4131	4,5
Jajce	563	4,5	225	4,5	350	7,0	100	5,0	360	4,5
Kiseljak	280	3,5	175	3,5	315	10,5	495	9,0	300	3,0
Kreševo	366	2,0	186	2,0	24	6,0	1100	20,0	30	2,0
Novi Travnik	550	5,0	140	2,0	105	7,0	20	4,0	22	2,2
Travnik	420	4,0	425	5,0	2011	17,8	-	-	135	2,7
Vitez	2700	10,0	4680	12,0	1051	14,2	-	-	2365	11,0
HERCEGOVAČKO- NERETVANSKI	5124	3,8	5094	3,8	2308	19,6	1775	24,3	6305	3,4
Čapljina	-	-	-	-	1500	30,0	-	-	35	3,5
Čitluk	510	3,0	600	4,0	210	14,0	45	15,0	55	5,0
Grad Mostar	56	2,8	15	2,5	62	4,4	8	4,0	22	2,2
Jablanica	120	3,0	105	3,0	-	-	160	8,0	108	2,5
Konjic	360	3,0	300	3,0	500	20,0	1350	45,0	150	3,0
Neum	90	2,0	264	4,0	33	3,0	72	9,0	-	-
Prozor	3420	4,5	3360	4,0	-	-	140	14,0	5891	3,5
Ravno	540	3,0	450	3,0	-	-	-	-	45	1,5
Stolac	28	1,5	-	-	4	1,5	-	-	-	-
ZAPADNO- HERCEGOVAČKI	1263	2,4	2117	1,9	365	4,9	164	4,0	136	1,9
Grude	540	3,0	450	3,0	120	3,0	50	5,0	25	2,5
Ljubuški	311	2,3	1342	2,2	245	7,0	80	8,0	48	2,4
Posušje	412	1,9	200	1,6	-	-	34	1,6	48	1,7
Široki Brijeg	-	-	125	0,5	-	-	-	-	15	1,0
KANTON SARAJEVO	1333	4,2	880	3,6	9617	28,9	2343	14,3	1165	3,6
Centar	5	2,7	5	2,7	-	-	15	7,6	2	2,3
Hadžići	42	7,0	30	6,0	126	18,0	240	20,0	40	5,0
Ilidža	922	4,7	658	3,5	9401	30,2	1938	15,5	840	3,8
Ilijaš	152	4,0	100	4,0	90	6,0	60	4,0	60	3,0
Novi Grad	91	3,5	77	3,5	-	-	-	-	189	3,2
Novo Sarajevo	-	-	-	-	-	-	-	-	11	3,0
Stari Grad	-	-	-	-	-	-	-	-	6	3,0
Trnovo	120	2,5	10	2,5	-	-	40	8,0	18	2,0
Vogošća	-	-	-	-	-	-	50	10,0	-	-
KANTON 10	1066	3,2	1170	3,6	6985	23,4	1715	23,2	7980	3,5
Bosansko Grahovo	-	-	-	-	-	-	-	-	-	-
Drvar	84	7,0	-	-	-	-	8	8,0	55	11,0
Glamoč	72	4,0	60	5,0	-	-	112	14,0	25	3,5
Kupres	-	-	-	-	-	-	-	-	81	4,5
Livno	160	3,2	410	3,5	100	10,0	95	19,0	6409	3,4
Tomislavgrad	750	3,0	700	3,5	6885	23,9	1500	25,0	1410	4,0

	Jabuke <i>Apple</i>		Kruške <i>Pear</i>		Šljive <i>Plum</i>		Breskve <i>Peach</i>		Orasi <i>Walnut</i>	
	ukupan prinos,t <i>total pro- duction, t</i>	prinos kg/stablu <i>yield kg/tree</i>	ukupan prinos,t <i>total pro- duction, t</i>	prinos kg/stablu <i>yield kg/tree</i>	ukupan prinos,t <i>total pro- duction, t</i>	prinos kg/stablu <i>yield kg/tree</i>	ukupan prinos,t <i>total pro- duction, t</i>	prinos kg/stablu <i>yield kg/tree</i>	ukupan prinos,t <i>total pro- duction, t</i>	prinos kg/stablu <i>yield kg/tree</i>
UNSKO-SANSKI	1347	9,1	349	6,4	3586	3,7	8	2,7	355	4,6
Bihac	120	13,0	78	14,0	1081	6,0	-	-	1	4,0
Bosanska Krupa	56	4,0	-	-	220	2,0	-	-	5	0,5
Bosanski Petrovac	-	-	-	-	-	-	-	-	-	-
Bužim	27	9,0	12	7,0	43	6,0	-	-	23	8,0
Cazin	456	8,0	138	5,0	-	-	4	2,0	176	4,0
Ključ	113	5,0	21	5,0	213	1,0	-	-	4	2,0
Sanski Most	428	18,2	45	18,8	1810	14,5	-	-	50	8,3
Velika Kladuša	148	8,0	55	6,0	220	4,0	4	4,0	96	8,0
KANTON POSAVSKI	156	14,5	66	15,1	638	10,1	12	7,3	28	10,7
Domaljevac-Šamac	22	14,0	7	14,0	66	11,0	0	8,0	10	10,0
Odžak	60	20,0	40	20,0	380	20,0	5	10,0	8	10,0
Orašje	73	12,0	19	10,0	192	5,0	7	6,0	10	12,0
TUZLANSKI	5980	7,5	2296	5,8	17307	8,1	250	6,5	395	6,8
Banovići	35	5,0	14	4,0	370	10,0	-	-	15	4,0
Čelić	240	15,0	264	12,0	5600	10,0	75	10,0	53	15,0
Doboj Istok	137	15,0	76	12,0	208	8,0	3	5,0	14	5,0
Gračanica	462	13,0	266	9,0	612	12,0	29	10,0	39	4,0
Gradačac	2750	5,0	875	3,5	5100	6,0	68	4,0	70	7,0
Kalesija	272	16,0	118	12,0	850	10,0	36	8,0	50	10,0
Kladanj	107	30,0	31	17,0	120	12,0	-	-	-	-
Lukavac	578	24,0	127	18,0	514	20,0	17	10,0	71	17,0
Sapna	101	5,0	71	5,0	109	4,0	1	3,0	18	5,0
Srebrenik	144	8,2	44	4,1	542	5,0	3	1,9	10	3,3
Teočak	192	8,0	78	6,0	275	5,0	2	10,0	19	3,0
Tuzla	663	10,0	189	9,0	1707	7,0	15	6,0	32	5,0
Živinice	300	30,0	145	22,0	1300	20,0	3	10,0	5	18,0
ZENIČKO-DOBOJSKI	5517	13,7	2012	12,1	3893	7,3	37	10,5	280	10,5
Breza	132	4,0	105	5,0	76	2,0	-	-	12	3,0
Doboj Jug	21	6,0	2	3,0	11	4,0	-	-	-	-
Kakanj	578	15,0	276	12,0	520	10,0	23	12,0	35	16,0
Maglaj	464	8,9	138	10,4	46	4,0	-	-	14	6,0
Olovo	300	20,0	200	20,0	125	5,0	-	-	20	20,0
Tešanj	315	7,0	138	6,0	300	3,0	-	-	13	5,0
Usora	32	30,0	20	20,0	175	35,0	3	15,0	4	5,0
Vareš	81	30,0	22	10,0	-	-	-	-	8	10,0
Visoko	928	15,4	270	14,4	609	6,9	-	-	10	4,0
Zavidovići	221	15,0	129,8	11,0	205	5,0	-	-	12	10,0
Zenica	1922	30,9	684	19,0	1536	16,0	11	12,0	144	18,0
Žepče	525	7,0	28	5,0	290	4,0	1	2,0	8	6,0
BOSANSKO- PODRINJSKI	1023	8,8	363	6,6	473	3,6	2	3,6	734	14,9
Foča	442	6,8	208	5,9	255	3,6	2	3,6	660	16,5
Goražde	451	12,0	113	10,0	210	-	-	-	66	8,0
Pale	130	10,0	43	5,0	8	-	-	-	9	8,0

	Jabuke <i>Apple</i>		Kruške <i>Pear</i>		Šljive <i>Plum</i>		Breskve <i>Peach</i>		Orasi <i>Walnut</i>	
	ukupan prinos,t <i>total pro- duction, t</i>	prinos kg/stablu <i>yield kg/tree</i>	ukupan prinos,t <i>total pro- duction, t</i>	prinos kg/stablu <i>yield kg/tree</i>	ukupan prinos,t <i>total pro- duction, t</i>	prinos kg/stablu <i>yield kg/tree</i>	ukupan prinos,t <i>total pro- duction, t</i>	prinos kg/stablu <i>yield kg/tree</i>	ukupan prinos,t <i>total pro- duction, t</i>	prinos kg/stablu <i>yield kg/tree</i>
SREDNJOBOSANSKI	2366	13,3	1023	11,4	2209	6,4	0	3,4	266	10,7
Bugojno	360	20,0	119	17,0	162	6,0	-	-	8	20,0
Busovača	35	10,0	9	5,0	12	3,0	-	-	2	2,0
Dobretići	1	12,0	1	11,0	1	2,0	-	-	1	11,0
Donji Vakuf	175	10,0	57	10,0	63	3,0	-	-	14	7,0
Fojnica	241	8,6	90	10,0	20	5,0	-	-	32	8,0
Gornji Vakuf	784	16,0	315	14,0	1666	17,0	-	-	105	15,0
Jajce	165	13,8	93	11,4	68	2,3	-	-	21	8,0
Kiseljak	120	10,0	20	4,0	-	-	-	-	10	10,0
Kreševo	20	6,5	30	8,6	1	0,1	-	-	1	1,4
Novi Travnik	76	14,0	14	11,0	51	5,0	0	5,0	14	17,0
Travnik	145	6,0	103	5,0	165	2,0	-	2,0	23	5,0
Vitez	243	45,9	173	34,0	-	-	-	-	37	38,0
HERCEGOVAČKO- NERETVANSKI	2194	10,4	670	8,0	5343	8,9	7313	17,7	93	3,5
Čapljina	75	15,0	4	20,0	200	40,0	5082	18,2	2	6,0
Čitluk	11	10,0	7	9,0	12	12,0	9	9,0	3	2,0
Grad Mostar	27	6,2	20	6,0	48	8,2	69	5,4	14	8,0
Jablanica	45	15,0	21	10,0	190	10,0	-	-	-	-
Konjic	800	10,0	560	8,0	970	5,0	-	-	60	3,0
Neum	2	7,0	1	5,0	0	8,0	1	7,0	0	6,0
Prozor	110	10,0	54,4	8,0	3600	10,0	3	8,0	7	6,0
Ravno	1000	10,0	2	10,0	20	10,0	750	15,0	-	-
Stolac	124	20,0	-	-	303	25,0	1400	20,0	7	12,0
ZAPADNO- HERCEGOVAČKI	149	5,5	38	3,9	33	1,4	123	9,3	67	6,5
Grude	36	6,0	10	4,0	12	3,0	8	4,0	9	3,0
Ljubuški	68	18,0	12	11,0	13	12,0	104	18,0	44	19,0
Posušje	6	1,3	1	0,5	2	0,3	-	-	4	2,5
Široki Brijeg	39	3,0	15	3,0	6	0,5	11	2,0	11	3,0
KANTON SARAJEVO	2170	12,6	1413	10,0	1431	5,2	11	5,6	150	9,2
Centar	191	17,0	176	16,0	63	7,0	0	4,0	6	9,0
Hadžići	60	25,0	196	20,0	-	-	-	-	11	30,0
Iliđža	611	5,8	431	4,9	921	7,0	6	5,5	42	4,3
Ilijaš	780	40,0	403	35,0	190	2,0	3	15,0	49	50,0
Novi Grad	248	13,0	154	11,0	207	10,0	-	-	7	11,0
Novo Sarajevo	41	12,0	11	6,0	3	3,0	1	2,0	2	3,5
Stari Grad	-	-	-	-	-	-	-	-	-	-
Trnovo	79	25,0	5	20,0	5	15,0	-	-	0	6,0
Vogošća	160	18,0	38	8,0	41	6,0	-	-	35	10,0
KANTON 10	157	8,6	51	6,5	133	1,8	0	14,0	203	12,8
Bosansko Grahovo	7	8,0	-	-	-	-	-	-	-	-
Drvar	85	20,0	27	10,0	-	-	0	14,0	166	23,0
Glamoč	9	12,0	1	5,0	38	15,0	-	-	-	-
Kupres	-	-	-	-	-	-	-	-	-	-
Livno	11	3,2	3	3,2	52	2,6	-	-	22	3,1
Tomislavgrad	45	5,0	20	5,0	43	5,0	-	-	15	10,0

nastavak
continued

	Trešnje <i>Cherry</i>		Višnje <i>Sour cherry</i>		Kajsije <i>Apricot</i>		Grožđe <i>Grapes</i>	
	ukupan prinos, t <i>total pro- duction, t</i>	prinos kg/stablu <i>yield kg/tree</i>	ukupan prinos, t <i>total pro- duction, t</i>	prinos kg/stablu <i>yield kg/tree</i>	ukupan prinos, t <i>total pro- duction, t</i>	prinos kg/stablu <i>yield kg/tree</i>	ukupan prinos, t <i>total pro- duction, t</i>	prinos kg/čokotu <i>yield kg/vine</i>
UNSKO-SANSKI	287	8,2	40	6,3	21	8,0	24	15,10
Bihac	3	15,0	5	14,0	-	2,0	1	1,50
Bosanska Krupa	10	10,0	2	12,0	1	10,0	-	-
Bosanski Petrovac	-	-	-	-	-	-	-	-
Bužim	23	10,0	2	4,0	-	-	-	-
Cazin	168	12,0	4	12,0	20	8,0	23	25,00
Ključ	20	3,0	-	-	-	-	-	-
Sanski Most	49	8,2	26	5,5	-	-	-	-
Velika Kladuša	14	3,0	1	3,3	-	-	-	-
KANTON POSAVSKI	39	26,5	29	15,2	13	14,3	60	12,50
Domaljevac-Šamac	8	15,0	2	10,0	-	-	-	-
Odžak	25	50,0	15	30,0	12	20	56	20,00
Orašje	6	14,0	13	10,0	1	3,0	4	2,00
TUZLANSKI	1245	12,2	415	9,6	182	6,0	4	3,00
Banovići	104	20,0	47	15,0	-	-	-	-
Čelić	45	8,0	88	9,0	7	5,0	-	-
Doboj Istok	105	15,0	17	10,0	4	5,0	-	-
Gračanica	28	20,0	1	10,0	2	18,0	-	-
Gradačac	369	9,0	19	5,0	57	3,0	4	3,00
Kalesija	79	9,5	22	4,7	13	8,5	-	-
Kladanj	6	13,0	-	-	-	-	-	-
Lukavac	72	32,0	28	13,0	15	10,0	-	-
Sapna	28	5,0	8	3,0	2	3,0	-	-
Srebrenik	61	9,2	21	6,1	4	2,0	-	-
Teočak	47	10,0	20	8,0	17	15,0	-	-
Tuzla	247	23,0	110	15,0	60	28,0	-	-
Živinice	56	15,0	34	15,0	1	10,0	-	-
ZENIČKO-DOBOJSKI	769	13,2	216	8,4	21	11,3	11	0,90
Breza	25	10,0	10	10,0	5	8,0	-	-
Doboj Jug	2	9,0	1	8,0	-	-	-	-
Kakanj	63	15,0	53	13,0	-	-	-	-
Maglaj	9	4,0	1	1,0	-	-	-	-
Olovo	40	20,0	0	5,0	-	-	4	4,00
Tešanj	72	11,0	46	9,0	-	-	-	-
Usora	12	40,0	5	30,0	4	20,0	7	6,00
Vareš	18	20,0	6	15,0	-	-	-	-
Visoko	16	7,0	11	6,0	-	-	-	-
Zavidovići	177	30,0	17	5,0	1	7	-	-
Zenica	275	25,0	55	18,0	10	16,0	-	-
Žepče	60	3,0	11	2,0	0	1,0	-	-
BOSANSKO- PODRINJSKI	277	8,9	47	5,5	1	7,0	33	30,00
Foča	170	17,0	14	7,0	1	7,0	32,7	30,00
Goražde	101	5,0	24	4,0	-	-	-	-
Pale	6	8,0	9	15,0	-	-	-	-

nastavak
continued

	Trešnje Cherry		Višnje Sour cherry		Kajsije Apricot		Grožđe Grapes	
	ukupan prinos, t total pro- duction, t	prinos kg/stablu yield kg/tree	ukupan prinos, t total pro- duction, t	prinos kg/stablu yield kg/tree	ukupan prinos, t total pro- duction, t	prinos kg/stablu yield kg/tree	ukupan prinos, t total pro- duction, t	prinos kg/ekotu yield kg/vine
SREDNJOBOSANSKI	231	19,6	81	15,1	-	-	2	5,00
Bugojno	54	45,0	9	40,0	-	-	-	-
Busovača	12	15,0	1	12,0	-	-	-	-
Dobretići	1	35,0	-	-	-	-	-	-
Donji Vakuf	11	30,0	6	10,0	-	-	-	-
Fojnica	26	37,0	8	28,0	-	-	-	-
Gornji Vakuf	56	14,0	16	13,0	-	-	-	-
Jajce	19	10,0	6	13,0	-	-	2	5,00
Kiseljak	-	-	14	16,0	-	-	-	-
Kreševo	5	15,0	0	5,0	-	-	-	-
Novi Travnik	16	18,0	3	7,0	-	-	-	-
Travnik	31	20,0	18	15,0	-	-	-	-
Vitez	-	-	-	-	-	-	-	-
HERCEGOVAČKO- NERETVANSKI	1262	12,0	97	7,3	128	6,2	16.946	2,50
Čapljina	75	25,0	5	10,0	45	15,0	5.113	3,80
Čitluk	16	14,0	10	4,0	4	7,0	6.060	2,30
Grad Mostar	430	10,5	32	5,8	17	3,9	2.252	2,60
Jablanica	50	20,0	6	10	-	-	-	-
Konjic	100	5,0	-	-	-	-	-	-
Neum	1	4,0	-	-	3	5,0	243	0,50
Prozor	90	18,0	4	15,0	-	-	5	2,00
Ravno	150	10,0	5	10,0	-	-	800	4,00
Stolac	350	20,0	35	10,0	59	5,0	2.473	1,90
ZAPADNO- HERCEGOVAČKI	183	5,7	34	5,3	42	9,1	4.788	1,10
Grude	28	4,0	7	3,0	5	4,0	450	1,50
Ljubuški	90	20,0	20	15,0	34	16,0	2.730	1,20
Posušje	11	4,0	2	2,0	-	-	58	1,50
Široki Brijeg	54	3,0	5	3,0	2	2,0	1.550	1,00
KANTON SARAJEVO	492	11,4	374	9,5	12	5,5	-	-
Centar	17	15,0	38	12,5	6	8,0	-	-
Hadžići	10	20,0	4	17,0	-	-	-	-
Iliđža	222	10,0	185	9,0	5	6,0	-	-
Ilijaš	30	15,0	15	10,0	-	-	-	-
Novi Grad	89	12,5	58	10,0	-	-	-	-
Novo Sarajevo	28	20,0	1	1,0	1	1,0	-	-
Stari Grad	29	11,0	32	9,0	0	6,0	-	-
Trnovo	7	25,0	1	10	-	-	-	-
Vogošća	61	10,0	41	11,0	-	-	-	-
KANTON 10	20	10,8	19	12,9	-	-	0	1,30
Bosansko Grahovo	-	-	-	-	-	-	-	-
Drvar	8	20,0	17	17,0	-	-	0	1,30
Glamoč	-	-	-	-	-	-	-	-
Kupres	-	-	-	-	-	-	-	-
Livno	9	10,0	1	7,0	-	-	-	-
Tomislavgrad	3	5,0	1	2,5	-	-	-	-

