

BILJNA PROIZVODNJA
PLANT PRODUCTION
2025



417 STATISTIČKI BILTEN **417**
STATISTICAL BULLETIN

Sarajevo, 2026.



Bosna i Hercegovina
Federacija Bosne i Hercegovine
Federalni zavod za statistiku
Institute for Statistics of FBiH

ISSN 1512-5106

BILJNA PROIZVODNJA
PLANT PRODUCTION
2025

417 STATISTIČKI BILTEN
STATISTICAL BULLETIN **417**

Sarajevo, 2026.

Izdaje i štampa/tiska: Federalni zavod za statistiku, Zelenih beretki 26, 71000 Sarajevo
Published and printed: Institute for Statistics of FBiH, Zelenih beretki 26, 71000 Sarajevo

Telefon/Phone : +387 33 20 64 52

Fax: +387 33 22 61 51

Elektronska pošta/E-mail : fedstat@fzs.ba

Internetska stranica/Web site: <http://www.fzs.ba>

Odgovara: Po ovlaštenju Vlade Federacije Bosne i Hercegovine
Šemso Šurković, dipl.ing. elektotehnike

Persons responsible: By Authorization of the Government of the Federation of Bosnia and Herzegovina
Acting Director Šemso Šurković, M.Sc. in Electrical Engineering

Urednički odbor: Amer Korić, Belmira Hadžiabdić, Danijela Bujak-Buzuk, Dijana Simanić,
Hasan Karačić, Hidaeta Čolović, Muhidin Hadžiahmetović

Editorial: Amer Korić, Belmira Hadžiabdić, Danijela Bujak-Buzuk, Dijana Simanić,
Hasan Karačić, Hidaeta Čolović, Muhidin Hadžiahmetović

Pripremila /Prepared by:
Elmina Ramić-Lukač

Molimo korisnike da pri korištenju podataka navedu izvor

Users are kindly requested to state the source

Štampano/Tiskano u 25 primjeraka

Printed in 25 copies

Obavjesti daje Odsjek za odnose s javnošću i biblioteka

Information is available at the Department of Public relations and Library

Telefon/Phone: + 387 33 407 031

Pretplata publikacija: + 387 33 21 50 43

Subscription:

SKRAĆENICE/KRATICE

ha hektar
t tona
kg kilogram

ABBREVIATIONS

ha hectare
t ton
kg kilogram

ZNAKOVI

- nema pojave
0 podatak je manji od 0,5 upotrijebljene jedinice mjere

SYMBOLS

- no occurrence
0 value is less than 0.5 of the unit of measure used

SADRŽAJ

CONTENT

| | |
|--|----|
| PREDGOVOR | 3 |
| <i>PREFACE</i> | |
| SKRAĆENICE/KRATICE I ZNAKOVI | 4 |
| <i>ABBREVIATIONS AND SYMBOLS</i> | |
| METODLOŠKA OBJAŠNJENJA | 7 |
| <i>METHODOLOGICAL NOTES</i> | |
| PROIZVODNJA VAŽNIJIH USJEVA | 8 |
| <i>MAIN CROP PRODUCTION</i> | |
| PROIZVODNJA VOĆA | 10 |
| <i>FRUIT PRODUCTION</i> | |
| ZASIJANE POVRŠINE U FBiH U 2024/25 | 12 |
| <i>SOWN AREA BY CANTONS IN FBiH IN 2024/25</i> | |
| ZASIJANE POVRŠINE USJEVA PO KANTONIMA I OPĆINAMA U 2024/25 | 14 |
| <i>SOWN AREA OF SELECTED CROPS BY CANTONS AND MUNICIPALITIES IN 2024/25</i> | |
| PROIZVODNJA RANIH USJEVA U 2025. GODINI | 18 |
| <i>EARLY CROP PRODUCTION IN 2025</i> | |
| PROIZVODNJA RANOG VOĆA U 2025. GODINI | 19 |
| <i>EARLY FRUIT PRODUCTION IN 2025</i> | |
| PROIZVODNJA KASNIH USJEVA U 2025. GODINI | 20 |
| <i>LATE CROP PRODUCTION BY CANTONS IN 2025</i> | |
| PROIZVODNJA KASNOG VOĆA U 2025. GODINI | 22 |
| <i>LATE FRUIT PRODUCTION IN 2025</i> | |
| PRINOSI USJEVA, VOĆA I GROŽĐA PO KANTONIMA I OPĆINAMA U 2025 | 24 |
| <i>CROP, FRUIT AND GRAPES PRODUCTION BY CANTONS AND MUNICIPALITIES IN 2025</i> | |

METODOLOŠKA OBJAŠNJENJA

METHODOLOGICAL EXPLANATIONS

Podaci o biljnoj proizvodnji prikupljaju se redovnim statističkim istraživanjima i to:

- 1) Podaci o zasijanim površinama (PO-21 i PO-22),
- 2) Podaci o ostvarenim prinosima usjeva, voća i grožđa (PO-32, PO-33 i PO-34).

Podaci predstavljaju ukupno ostvarenu poljoprivrednu proizvodnju, iako se prikupljanje podataka obavlja ovisno od izvještajne jedinice. Izvještajne jedinice za biljnu proizvodnju su:

- 1) poslovni subjekti, zemljoradničke zadruge i druge organizacije koje se bave poljoprivrednom proizvodnjom i dostavljaju podatke redovnim statističkim izvještajima,
- 2) općine za porodična/obiteljska poljoprivredna gazdinstva / gospodarstva, a podaci se prikupljaju metodom procjene koju rade stručnjaci za poljoprivredu u općinama. Podaci se iskazuju za općinu ukupno.

Podaci o zasijanim površinama i broju stabala voća i čokota/trsova

Prvo se utvrđuju podaci o površinama pojedinih kategorija korištenja zemljišta i upoređuju sa istim podacima iz prethodne godine. Obavezno voditi računa o promjenama površina pojedinih kategorija korištenja zemljišta u toku godine.

Poslije toga procjenjuju se zasijane površine na oranicama i baštama po pojedinim usjevima, broj stabala voća po vrstama voća, kao i broj čokota/trsova vinove loze (ukupan broj i broj sposobnih za rod).

Podaci o ostvarenoj proizvodnji usjeva, voća i grožđa

Požnjevena površina je površina sa koje je usjev požnjeven i prinos ubran. Požnjevena površina može biti manja od zasijane površine u slučaju ako su usjevi na nekim površinama usljed elementarnih i drugih nepogoda uništeni, te zbog toga nije obavljena žetva niti ubran prinos.

Kod voća i čokota/trsova uzima se broj stabala i čokota/trsova sposobnih za rod, a ne broj stabala sa kojih je ubran prinos. Ako je u međuvremenu došlo do stradanja nekih stabala ili čokota/trsova podaci moraju biti umanjeni za taj broj stabala ili čokota/trsova.

Ostvareni prinos ratarskih usjeva predstavlja prinos normalne vlažnosti koji je dobiven po završenoj žetvi/berbi i vršidbi, tj. prinos po odbitku količina izgubljenih pri žetvi, prijevozu do gazdinstva /gospodarstva, vršidbi i sl.

Prinos po jedinici površine (t/ha) obračunat je na požnjevenu površinu.

Prinos po stablu i čokotu/trsu (u kg) obračunat je na stablo sposobno za rod, odnosno na čokot/trs.

The data on crop production are collected through regular statistical surveys:

- 1) The data on sown area: (PO-21 and PO-22),
- 2) The data on production of arable crops, fruit and grapes: (PO-32, PO-33 and PO-34).

The data include total production; although the data are collected separately by kind of report unit. The report units for plant production are:

- 1) The agricultural enterprises, agricultural co-operatives and other organizations which are engaged in agriculture and data are gathered through regular statistical reports,
- 2) The family agricultural holdings and data are gathered through estimations. The estimations are made on local level - for each municipality in total. The estimators are currently agricultural experts in the local authorities of municipalities.

Data on sown area and number of fruit trees and vines

The first phase is the assessment of land use data and comparing this data with data of last year. It is important to take into account the changes of land use categories during the determined year.

Then to assess total sown arable area and to make estimation on number of fruit trees and vines (total number and number of fruit-bearing trees/vines).

Crop, fruit and grape production data

Harvested area is the area on which crops are harvested and yields are gathered. It can be smaller than the sown area in the case that crops were weather-beaten and because of the harvest was not carried out.

The trees and vines – are number of trees and vines capable of bearing, not tree numbers where crops were taken. In the case of harm to trees and vines this should be disposed of.

Realized yield crop is the yield of standard humidity after the deduction of all losses during harvest, transport and threshing.

Yield per unit of area (t/ha) is computed on the base of harvested area.

Yield per tree/vine (in kg) is computed for fruit - bearing tree or vine.

PROIZVODNJA VAŽNIJIH USJEVA
MAIN CROP PRODUCTION

| | 2023 | | 2024 | | 2025 | | |
|---------------------------------------|---------------------|------|---------------------|------|---------------------|------|------------------------------|
| | ukupna total , t | t/ha | ukupna total , t | t/ha | ukupna total , t | t/ha | |
| Federacija Bosne i Hercegovine | | | | | | | |
| Pšenica | 57.583 | 3,0 | 80.174 | 4,2 | 79.327 | 4,39 | <i>Wheat</i> |
| Ječam | 21.766 | 3,0 | 25.093 | 3,4 | 26.215 | 3,6 | <i>Barley</i> |
| Kukuruz, zrno | 215.226 | 4,9 | 213.973 | 5,02 | 174.151 | 4,6 | <i>Maize-grain</i> |
| Krompir/krumpir | 160.458 | 7,8 | 182.481 | 9,0 | 151.741 | 7,9 | <i>Potato</i> |
| Grah, suho zrno | 6.464 | 1,8 | 5.163 | 1,6 | 5.402 | 1,6 | <i>Bean, dried beans</i> |
| Kupus | 29.839 | 11,6 | 25.761 | 12,3 | 28.335 | 14,5 | <i>Cabbage</i> |
| Kukuruz, zelena masa | 504.599 | 19,6 | 485.865 | 19,9 | 408.079 | 17,1 | <i>Maize, green mass</i> |
| Travno-djetel. smjese | 39.185 | 3 | 35.890 | 2,9 | 33.786 | 2,8 | <i>Grass-clover mixtures</i> |
| Unsko-sanski kanton | | | | | | | |
| Pšenica | 10.435 | 2,6 | 17.820 | 4,1 | 19.631 | 4,6 | <i>Wheat</i> |
| Ječam | 3.470 | 3 | 4.760 | 3,8 | 5.484 | 4,6 | <i>Barley</i> |
| Kukuruz, zrno | 78.547 | 6,3 | 77.054 | 6,1 | 78.737 | 6,5 | <i>Maize-grain</i> |
| Krompir/krumpir | 23.057 | 8,7 | 27.004 | 10,1 | 17.725 | 7,5 | <i>Potato</i> |
| Grah, suho zrno | 1.259 | 1,0 | 1.634 | 1,2 | 1.811 | 1,5 | <i>Bean, dried beans</i> |
| Kupus | 2.044 | 10,4 | 2.296 | 11,2 | 1.587 | 8,6 | <i>Cabbage</i> |
| Kukuruz, zelena masa | 169.045 | 25,8 | 148.720 | 22,0 | 108.902 | 16,1 | <i>Maize, green mass</i> |
| Travno-djetel. smjese | 8.796 | 3,8 | 8.030 | 3,5 | 8.872 | 3,5 | <i>Grass-clover mixtures</i> |
| Kanton Posavski | | | | | | | |
| Pšenica | 11.902 | 3,0 | 20.773 | 5,1 | 23.301 | 5,1 | <i>Wheat</i> |
| Ječam | 1.979 | 2,7 | 2.404 | 4,1 | 3.199 | 4,5 | <i>Barley</i> |
| Kukuruz, zrno | 24.065 | 5,2 | 23.801 | 5 | 16.852 | 3,7 | <i>Maize-grain</i> |
| Krompir/krumpir | 1.433 | 7,3 | 1.465 | 7,4 | 1.356 | 6,4 | <i>Potato</i> |
| Grah, suho zrno | 126 | 1,5 | 57 | 0,8 | 64 | 0,9 | <i>Bean, dried beans</i> |
| Kupus | 1.276 | 14,5 | 844 | 11 | 722 | 10,3 | <i>Cabbage</i> |
| Kukuruz, zelena masa | 18.300 | 29,8 | 16.337 | 28,2 | 14.652 | 29,2 | <i>Maize, green mass</i> |
| Travno-djetel. smjese | 2.205 | 10,9 | 1.603 | 7,9 | 1.055 | 6,8 | <i>Grass-clover mixtures</i> |
| Tuzlanski | | | | | | | |
| Pšenica | 11.100 | 3,4 | 13.888 | 4,9 | 12.171 | 4,8 | <i>Wheat</i> |
| Ječam | 3.366 | 3,3 | 4.049 | 3,8 | 629 | 3,5 | <i>Barley</i> |
| Kukuruz, zrno | 84.353 | 4,2 | 83.198 | 4,5 | 55.983 | 3,8 | <i>Maize-grain</i> |
| Krompir/krumpir | 49.325 | 7,2 | 53.835 | 8,6 | 44.456 | 7,8 | <i>Potato</i> |
| Grah, suho zrno | 555 | 0,9 | 407 | 1 | 394 | 1,1 | <i>Bean, dried beans</i> |
| Kupus | 3.228 | 3,3 | 1.775 | 3,5 | 2.146 | 5,1 | <i>Cabbage</i> |
| Kukuruz, zelena masa | 224.705 | 16,5 | 234.354 | 19,7 | 202.814 | 17,9 | <i>Maize, green mass</i> |
| Travno-djetel. smjese | 7.000 | 2,4 | 6.311 | 2,6 | 7.306 | 2,9 | <i>Grass-clover mixtures</i> |
| Zeničko-dobojski | | | | | | | |
| Pšenica | 5.216 | 2,7 | 7.796 | 4,1 | 6.222 | 4,0 | <i>Wheat</i> |
| Ječam | 1.239 | 2,7 | 1.602 | 3,5 | 1.496 | 3,5 | <i>Barley</i> |
| Kukuruz, zrno | 22.817 | 5,1 | 24.570 | 5,5 | 17.445 | 4,0 | <i>Maize-grain</i> |
| Krompir/krumpir | 12.461 | 4,9 | 14.563 | 5,6 | 11.901 | 4,7 | <i>Potato</i> |
| Grah, suho zrno | 794 | 1,4 | 588 | 1,2 | 678 | 1,25 | <i>Bean, dried beans</i> |
| Kupus | 2.169 | 13,2 | 2.030 | 13 | 1.979 | 12,3 | <i>Cabbage</i> |
| Kukuruz, zelena masa | 15.170 | 14,1 | 15.322 | 13,1 | 12.193 | 10,2 | <i>Maize, green mass</i> |
| Travno-djetel. smjese | 10.602 | 2,2 | 10.209 | 2,1 | 8.336 | 1,8 | <i>Grass-clover mixtures</i> |
| Bosansko-podrinjski | | | | | | | |
| Pšenica | 79 | 1,8 | 117 | 3,7 | 90 | 3,9 | <i>Wheat</i> |
| Ječam | 32 | 1,9 | 44 | 3,5 | 25 | 3,00 | <i>Barley</i> |
| Kukuruz, zrno | 21 | 0,7 | 34 | 1,3 | 38 | 1,5 | <i>Maize-grain</i> |
| Krompir/krumpir | 4.619 | 12,0 | 7.665 | 20,4 | 5.769 | 16,7 | <i>Potato</i> |
| Grah, suho zrno | 56 | 1,6 | 18 | 0,6 | 35 | 1,0 | <i>Bean, dried beans</i> |
| Kupus | 291 | 7,9 | 291 | 8,8 | 271 | 9,0 | <i>Cabbage</i> |
| Kukuruz, zelena masa | 320 | 20,0 | 250 | 14,7 | 376 | 20,3 | <i>Maize, green mass</i> |
| Travno-djetel. smjese | 202 | 3,5 | 157 | 3,7 | 148 | 3,9 | <i>Grass-clover mixtures</i> |

PROIZVODNJA VAŽNIJIH USJEVA (nastavak)
MAIN CROP PRODUCTION (continued)

| | 2023 | | 2024 | | 2025 | | |
|---------------------------------|---------------------|------|---------------------|------|---------------------|------|------------------------------|
| | ukupna total , t | t/ha | ukupna total , t | t/ha | ukupna total , t | t/ha | |
| Srednjobosanski | | | | | | | |
| Pšenica | 4.039 | 2,8 | 4.395 | 3,3 | 4.140 | 3,2 | <i>Wheat</i> |
| Ječam | 2.635 | 2,9 | 2.966 | 3,2 | 3.077 | 3,2 | <i>Barley</i> |
| Kukuruz, zrno | 2.088 | 2,0 | 2.178 | 2,0 | 2.116 | 2,0 | <i>Maize-grain</i> |
| Krompir/krumpir | 18.123 | 6,1 | 18.573 | 6,1 | 17.810 | 5,9 | <i>Potato</i> |
| Grah, suho zrno | 2.552 | 4,1 | 1.801 | 3,3 | 1.500 | 2,5 | <i>Bean, dried beans</i> |
| Kupus | 7.454 | 14,1 | 7.791 | 14,1 | 8.388 | 15,0 | <i>Cabbage</i> |
| Kukuruz, zelena masa | 25.202 | 21,0 | 24.209 | 18,8 | 23.598 | 17,5 | <i>Maize, green mass</i> |
| Travno-djetel. smjese | 4.665 | 3,2 | 4.544 | 3,1 | 4.836 | 3,3 | <i>Grass-clover mixtures</i> |
| Hercegovačko-neretvanski | | | | | | | |
| Pšenica | 666 | 3,3 | 549 | 3,3 | 715 | 3,3 | <i>Wheat</i> |
| Ječam | 655 | 2,8 | 462 | 2,7 | 460 | 2,6 | <i>Barley</i> |
| Kukuruz, zrno | 199 | 3,3 | 406 | 3 | 604 | 3,7 | <i>Maize-grain</i> |
| Krompir/krumpir | 23.569 | 11,8 | 23.393 | 11,7 | 24.057 | 12,4 | <i>Potato</i> |
| Grah, suho zrno | 565 | 2,8 | 212 | 1,9 | 411 | 2,1 | <i>Bean</i> |
| Kupus | 9.396 | 35,5 | 7.765 | 28,5 | 10.939 | 40,2 | <i>Cabbage</i> |
| Kukuruz, zelena masa | 6.703 | 19,8 | 7.318 | 23,5 | 6.042 | 26,5 | <i>Maize, green mass</i> |
| Travno-djetel. smjese | 68 | 2,4 | 67 | 2,3 | 67 | 2,3 | <i>Grass-clover mixtures</i> |
| Zapadnohercegovački | | | | | | | |
| Pšenica | 2.028 | 2,9 | 2.063 | 3 | 2.093 | 3,1 | <i>Wheat</i> |
| Ječam | 1.399 | 2,5 | 1.506 | 2,6 | 1.606 | 2,8 | <i>Barley</i> |
| Kukuruz, zrno | 2.083 | 3,5 | 1.805 | 3,2 | 1.642 | 3 | <i>Maize-grain</i> |
| Krompir/krumpir | 11.975 | 9,8 | 12.617 | 10 | 9.303 | 7,6 | <i>Potato</i> |
| Grah, suho zrno | 102 | 2,1 | 103 | 3,6 | 108 | 2,3 | <i>Bean, dried beans</i> |
| Kupus | 1.566 | 17,1 | 1.124 | 13,2 | 1.055 | 12,9 | <i>Cabbage</i> |
| Kukuruz, zelena masa | 480 | 10,9 | 615 | 7,7 | 1.480 | 14,5 | <i>Maize, green mass</i> |
| Travno-djetel. smjese | 192 | 2,7 | 172 | 2,6 | 317 | 2,7 | <i>Grass-clover mixtures</i> |
| Kanton Sarajevo | | | | | | | |
| Pšenica | 477 | 2,8 | 592 | 3,7 | 569 | 3,9 | <i>Wheat</i> |
| Ječam | 630 | 3,2 | 725 | 3,7 | 684 | 3,7 | <i>Barley</i> |
| Kukuruz, zrno | 1.030 | 4,2 | 910 | 3,7 | 722 | 2,9 | <i>Maize-grain</i> |
| Krompir/krumpir | 7.067 | 6,2 | 7.837 | 6,7 | 7579 | 6,5 | <i>Potato</i> |
| Grah, suho zrno | 381 | 1,7 | 280 | 1,5 | 336 | 1,6 | <i>Bean, dried beans</i> |
| Kupus | 800 | 5,3 | 674 | 4,6 | 584 | 4,0 | <i>Cabbage</i> |
| Kukuruz, zelena masa | 8.190 | 24,1 | 7.653 | 22,4 | 7724 | 21,9 | <i>Maize, green mass</i> |
| Travno-djetel. smjese | 2.379 | 4,0 | 2.062 | 3,7 | 1869 | 3,9 | <i>Grass-clover mixtures</i> |
| Kanton 10 | | | | | | | |
| Pšenica | 10.105 | 3,6 | 11.698 | 3,6 | 10395 | 3,8 | <i>Wheat</i> |
| Ječam | 6.360 | 3,2 | 6.577 | 3,2 | 6497 | 3,4 | <i>Barley</i> |
| Kukuruz, zrno | 26 | 1,4 | 16 | 1,4 | 13 | 1,2 | <i>Maize-grain</i> |
| Krompir/krumpir | 8.831 | 14 | 15.529 | 19,6 | 11786 | 18,9 | <i>Potato</i> |
| Grah, suho zrno | 74 | 3,8 | 63 | 1,7 | 45 | 2,1 | <i>Bean, dried beans</i> |
| Kupus | 1.617 | 25,5 | 1.171 | 20,7 | 665 | 20,8 | <i>Cabbage</i> |
| Kukuruz, zelena masa | 36.484 | 19,2 | 31.087 | 15,5 | 30298 | 15,3 | <i>Maize, green mass</i> |
| Travno-djetel. smjese | 3.076 | 4,7 | 2.745 | 4,7 | 982 | 3,1 | <i>Grass-clover mixtures</i> |

PROIZVODNJA VOCA
FRUIT PRODUCTION

| | 2023 | | 2024 | | 2025 | | |
|---------------------------------------|--------------------|---------------------------|--------------------|---------------------------|--------------------|---------------------------|-------------|
| | ukupan total, t | po stablu per tree, kg | ukupan total, t | po stablu per tree, kg | ukupan total, t | po stablu per tree, kg | |
| Federacija Bosne i Hercegovine | | | | | | | |
| Trešnje | 4.409 | 8,4 | 6.419 | 11,5 | 3.519 | 6,3 | Cherry |
| Višnje | 1.969 | 7,1 | 2.288 | 8,3 | 1.630 | 5,9 | Sour cherry |
| Kajsije/marelice | 500 | 8,5 | 705 | 9,7 | 455 | 6,2 | Apricot |
| Jabuke | 38.210 | 10,2 | 46.178 | 12,4 | 37.932 | 10,5 | Apple |
| Kruške | 11.376 | 8 | 16.151 | 11,6 | 13.028 | 9,4 | Pear |
| Šljive | 42.120 | 6,9 | 77.566 | 12,8 | 35.586 | 6,0 | Plum |
| Breskve | 3.923 | 8 | 7.306 | 15,7 | 5.552 | 12,4 | Peach |
| Orasi | 2.250 | 5,4 | 610 | 7,7 | 2.612 | 6,3 | Walnut |
| Unsko-sanski kanton | | | | | | | |
| Trešnje | 71 | 2,2 | 565 | 17,1 | 95 | 2,9 | Cherry |
| Višnje | 59 | 6,3 | 116 | 12,2 | 44 | 4,5 | Sour cherry |
| Kajsije/marelice | 6 | 4,3 | 15 | 11,7 | 1 | 0,9 | Apricot |
| Jabuke | 1.098 | 10,7 | 2.700 | 19 | 1.465 | 10,2 | Apple |
| Kruške | 209 | 10,9 | 814 | 14,4 | 423 | 7,5 | Pear |
| Šljive | 3.148 | 6 | 6.310 | 8,7 | 2.446 | 3,4 | Plum |
| Breskve | 9 | 7,4 | 24 | 5,8 | 6 | 1,5 | Peach |
| Orasi | 409 | 5,1 | 610 | 7,7 | 454 | 5,7 | Walnut |
| Kanton Posavski | | | | | | | |
| Trešnje | 18 | 5,2 | 24 | 7,2 | 22 | 6,3 | Cherry |
| Višnje | 68 | 9,7 | 97 | 12,5 | 84 | 10,8 | Sour cherry |
| Kajsije/marelice | 22 | 9,1 | 26 | 11,7 | 36 | 14,2 | Apricot |
| Jabuke | 450,7 | 10,7 | 313 | 7,6 | 314 | 7,3 | Apple |
| Kruške | 175,4 | 10,9 | 160 | 10,2 | 156 | 9,3 | Pear |
| Šljive | 991,3 | 6 | 730 | 4,5 | 1.287 | 7,9 | Plum |
| Breskve | 27,9 | 7,4 | 22 | 5,8 | 26 | 6,9 | Peach |
| Orasi | 40 | 6,6 | 36 | 6,3 | 33 | 5,7 | Walnut |
| Tuzlanski | | | | | | | |
| Trešnje | 1.586 | 10,4 | 2.346 | 12,4 | 970 | 5,1 | Cherry |
| Višnje | 952 | 9 | 929 | 9 | 608 | 5,9 | Sour cherry |
| Kajsije/marelice | 171 | 8,6 | 308 | 9,4 | 148 | 4,5 | Apricot |
| Jabuke | 19.903 | 12,1 | 22.809 | 14,3 | 16.850 | 11,3 | Apple |
| Kruške | 7.466 | 11,3 | 8.404 | 13,2 | 6.913 | 11,0 | Pear |
| Šljive | 27.837 | 9,6 | 50.935 | 17,6 | 16.785 | 6,1 | Plum |
| Breskve | 205 | 4,3 | 276 | 6,0 | 172 | 3,9 | Peach |
| Orasi | 472 | 6,1 | 612 | 7,8 | 374 | 4,8 | Walnut |
| Zeničko-dobojski | | | | | | | |
| Trešnje | 463 | 6,7 | 600 | 8,6 | 393 | 5,5 | Cherry |
| Višnje | 234 | 4,7 | 286 | 5,7 | 195 | 3,8 | Sour cherry |
| Kajsije/marelice | 24 | 9,3 | 17 | 6,7 | 14 | 5,5 | Apricot |
| Jabuke | 2.694 | 6,9 | 4.565 | 9,8 | 3.398 | 7,3 | Apple |
| Kruške | 1.100 | 5,9 | 1.441 | 7,7 | 1.209 | 6,4 | Pear |
| Šljive | 2.167 | 3,6 | 3.454 | 5,8 | 2.382 | 4,0 | Plum |
| Breskve | 30 | 5,5 | 27 | 4,9 | 22 | 4,4 | Peach |
| Orasi | 164 | 4,5 | 245 | 6,5 | 142 | 3,6 | Walnut |
| Bosansko-podrinjski | | | | | | | |
| Trešnje | 260 | 8,6 | 249 | 8,0 | 134 | 4,6 | Cherry |
| Višnje | 59 | 8,1 | 65 | 9,6 | 27 | 4,4 | Sour cherry |
| Kajsije/marelice | 0 | 1 | 0 | 1,0 | 0 | 1,0 | Apricot |
| Jabuke | 1.730 | 13,2 | 2.004 | 15,4 | 2.203 | 17,9 | Apple |
| Kruške | 317 | 5,7 | 617 | 11 | 709 | 12,5 | Pear |
| Šljive | 136 | 0,7 | 167 | 0,8 | 555 | 2,9 | Plum |
| Breskve | 1,1 | 3,0 | 1 | 3,0 | 1 | 3,0 | Peach |
| Orasi | 194 | 4,3 | 152 | 3,4 | 175 | 4,2 | Walnut |

PROIZVODNJA VOĆA (nastavak)
FRUIT PRODUCTION (continued)

| | 2023 | | 2024 | | 2025 | | |
|---------------------------------|--------------------|---------------------------|--------------------|---------------------------|--------------------|---------------------------|-------------|
| | ukupan total, t | po stablu per tree, kg | ukupan total, t | po stablu per tree, kg | ukupan total, t | po stablu per tree, kg | |
| Srednjobosanski | | | | | | | |
| Trešnje | 178 | 9,2 | 284 | 14,8 | 254 | 13,6 | Cherry |
| Višnje | 129 | 11 | 172 | 14,2 | 174 | 14,0 | Sour cherry |
| Kajsije/marelice | 0 | 10 | 0 | 3,0 | 0 | 2,0 | Apricot |
| Jabuke | 2.090 | 8 | 3.124 | 11,7 | 3.058 | 11,6 | Apple |
| Kruške | 1.012 | 8,4 | 1.517 | 12,5 | 1.496 | 12,3 | Pear |
| Šljive | 4.170 | 8,6 | 5.246 | 10,6 | 5.749 | 11,3 | Plum |
| Breskve | 0 | 5,0 | 0 | 6,0 | 0 | 5,1 | Peach |
| Orasi | 273 | 9,7 | 250 | 8,8 | 263 | 8,9 | Walnut |
| Hercegovačko-neretvanski | | | | | | | |
| Trešnje | 1.224 | 8,9 | 1.517 | 11,2 | 1.019 | 7,6 | Cherry |
| Višnje | 197 | 6,8 | 246 | 8,2 | 212 | 7,3 | Sour cherry |
| Kajsije/marelice | 239 | 10 | 290 | 11,3 | 225 | 8,7 | Apricot |
| Jabuke | 8.145 | 10,4 | 7.017 | 9,3 | 6.785 | 9,1 | Apple |
| Kruške | 63 | 0,7 | 963 | 9,8 | 85 | 0,9 | Pear |
| Šljive | 1.990 | 3,5 | 6.086 | 10,6 | 3.329 | 5,7 | Plum |
| Breskve | 3.487 | 8,5 | 6.765 | 17,6 | 5.143 | 13,9 | Peach |
| Orasi | 55 | 1,5 | 357 | 9,8 | 98 | 2,7 | Walnut |
| Zapadnohercegovački | | | | | | | |
| Trešnje | 359 | 10,4 | 484 | 14,00 | 347 | 10 | Cherry |
| Višnje | 89 | 7,6 | 121 | 10,3 | 76 | 6,4 | Sour cherry |
| Kajsije/marelice | 34 | 6,8 | 42 | 8,5 | 22 | 4,6 | Apricot |
| Jabuke | 372 | 9,7 | 395 | 10,2 | 462 | 11,9 | Apple |
| Kruške | 50 | 5 | 55 | 5,4 | 56 | 5,6 | Pear |
| Šljive | 217 | 6,5 | 241 | 7,2 | 293 | 8,7 | Plum |
| Breskve | 160 | 9,7 | 177 | 10,5 | 172 | 10,7 | Peach |
| Orasi | 183 | 8,5 | 187 | 8,4 | 180 | 8,1 | Walnut |
| Kanton Sarajevo | | | | | | | |
| Trešnje | 245 | 5,7 | 347 | 8,1 | 283 | 6,6 | Cherry |
| Višnje | 181 | 4,2 | 255 | 5,8 | 209 | 4,8 | Sour cherry |
| Kajsije/marelice | 5 | 1,5 | 7 | 2,1 | 9 | 2,7 | Apricot |
| Jabuke | 1.591 | 5,9 | 3.111 | 11,5 | 2.931 | 10,7 | Apple |
| Kruške | 928 | 4,5 | 1.976 | 9,6 | 1.836 | 8,8 | Pear |
| Šljive | 1.335 | 4 | 3.058 | 9,2 | 2.215 | 6,6 | Plum |
| Breskve | 4 | 0,8 | 14 | 3,1 | 10 | 2,1 | Peach |
| Orasi | 304 | 4,5 | 789 | 11,8 | 737 | 11,3 | Walnut |
| Kanton 10 | | | | | | | |
| Trešnje | 4,9 | 6,6 | 4 | 5,7 | 3,5 | 5,0 | Cherry |
| Višnje | 2,1 | 3,2 | 2 | 3 | 1,5 | 2,5 | Sour cherry |
| Kajsije/marelice | - | - | - | - | - | - | Apricot |
| Jabuke | 135,1 | 6,8 | 140 | 6,3 | 456,1 | 21,2 | Apple |
| Kruške | 54,3 | 5,9 | 205 | 22,4 | 144,6 | 15,4 | Pear |
| Šljive | 129,1 | 2,2 | 1.340 | 23,0 | 546,2 | 9,3 | Plum |
| Breskve | 0 | 0,2 | - | - | - | - | Peach |
| Orasi | 157,4 | 9,2 | 104 | 5,2 | 156,7 | 7,9 | Walnut |

ZASIJANE POVRŠINE U 2024/2025

SOWN AREA IN 2024/2025

| | Federacija BiH Ukupno <i>Total</i> | Pregled po <i>Review by</i> | | | | |
|--|---|--------------------------------|--------------------|-----------|----------------------|------------------------|
| | | Unsko- sanski | Kanton Posavski | Tuzlanski | Zeničko- dobojski | Bosansko podrinjski |

Zasijana oranična
Sown arable

| | | | | | | |
|--------------------------|----------------|---------------|---------------|---------------|---------------|--------------|
| Zasijano - ukupno | 176.783 | 40.744 | 16.549 | 47.221 | 24.032 | 1.511 |
| Žita | 74.962 | 21.403 | 10.102 | 19.986 | 6.697 | 61 |
| Industrijsko bilje | 6.053 | 311 | 4.377 | 126 | 45 | - |
| Povrtno bilje | 37.675 | 5.309 | 771 | 9.427 | 6.173 | 557 |
| Stočno - krmno bilje | 58.093 | 13.721 | 1.299 | 17.683 | 11.117 | 893 |

Zasijane površine
Sown area with

| | | | | | | |
|-------------------------------|--------|--------|-------|--------|-------|-----|
| Pšenica (ozima i jara) | 18.581 | 4.279 | 4.605 | 2.778 | 1.548 | 23 |
| Raž (ozima i jara) | 1.846 | 321 | - | 174 | 68 | 2 |
| Ječam (ozimi i jari) | 7.384 | 1.187 | 716 | 1.067 | 428 | 8 |
| Zob (ozima i jara) | 3.183 | 1.555 | 79 | 280 | 142 | 1 |
| Kukuruz - zmo | 38.033 | 12.160 | 4.514 | 14.915 | 4.373 | 26 |
| Soja | 4.814 | 149 | 4.133 | 102 | 2 | - |
| Duhan | 176 | - | 34 | 6 | - | - |
| Krompir/krumpir | 19.341 | 2.371 | 211 | 5.876 | 2.538 | 345 |
| Mrkva | 870 | 56 | 10 | 80 | 414 | 2 |
| Luk crni | 3.074 | 278 | 45 | 510 | 1.080 | 19 |
| Luk bijeli | 864 | 158 | 18 | 231 | 141 | 9 |
| Grah | 3.303 | 1.188 | 73 | 390 | 539 | 34 |
| Grašak | 549 | 42 | 31 | 122 | 90 | 7 |
| Kupus | 1.956 | 185 | 70 | 418 | 161 | 30 |
| Paradajz/rajčica | 1.821 | 179 | 95 | 507 | 274 | 32 |
| Paprika zelena | 1.514 | 201 | 78 | 436 | 264 | 36 |
| Krastavac | 1.137 | 348 | 38 | 262 | 185 | 28 |
| Lubenice | 349 | 47 | 17 | 39 | 5 | 0 |
| Djetelina | 9.669 | 1.962 | 235 | 1.748 | 2.777 | 55 |
| Lucerka/lucerna | 9.795 | 1.949 | 300 | 1.732 | 2.270 | 745 |
| Grahorica | 346 | 246 | - | 73 | 6 | - |
| Kukuruz, zelena masa | 23.962 | 6.814 | 559 | 11.300 | 1.193 | 19 |
| Stočna repa | 571 | - | 5 | 24 | 184 | 5 |
| Mješ. trava, mahunjača i žita | 520 | 20 | - | 135 | 49 | - |
| Travno - djetelinske smjese | 12.577 | 2.522 | 155 | 2.554 | 4.581 | 38 |

ZASIJANE POVRŠINE U 2024/2025
SOWN AREA IN 2024/2025

ha

| kantonima <i>cantons</i> | | | | | |
|------------------------------------|--------------------------|----------------------|-----------------|-----------|--|
| Srednjo-bosanski | Hercegovačko-neretvanski | Zapadno-hercegovački | Kanton Sarajevo | Kanton 10 | |

površina
area

| 16.574 | 6.152 | 5.822 | 4.996 | 13.183 | | Sown area - total |
|---------------|--------------|--------------|--------------|---------------|--|--------------------------|
| 4.648 | 819 | 1.937 | 1.067 | 8.242 | | <i>Cereals</i> |
| 1 | 200 | 267 | 6 | 720 | | <i>Industrial crops</i> |
| 5.301 | 4.559 | 2.121 | 2.568 | 892 | | <i>Vegetable crops</i> |
| 6.624 | 574 | 1.497 | 1.356 | 3.329 | | <i>Fodder crops</i> |

odabranih usjeva
selected crops

| | | | | | | |
|-------|-------|-------|-------|-------|--|--|
| 1.308 | 283 | 683 | 156 | 2.918 | | <i>Wheat</i> |
| 314 | 40 | 66 | 50 | 811 | | <i>Rye</i> |
| 963 | 184 | 583 | 199 | 2.048 | | <i>Barley</i> |
| 313 | 20 | 11 | 98 | 685 | | <i>Oats</i> |
| 1.076 | 165 | 544 | 249 | 10 | | <i>Maize - grain</i> |
| - | - | - | - | 429 | | <i>Soya</i> |
| - | 16 | 120 | - | - | | <i>Tobacco</i> |
| 3.037 | 1.944 | 1.223 | 1.174 | 623 | | <i>Potato</i> |
| 87 | 46 | 32 | 63 | 80 | | <i>Carrot</i> |
| 389 | 360 | 114 | 213 | 66 | | <i>Onion</i> |
| 123 | 66 | 50 | 49 | 20 | | <i>Garlic</i> |
| 597 | 200 | 47 | 214 | 22 | | <i>Bean</i> |
| 62 | 96 | 38 | 49 | 13 | | <i>Pea</i> |
| 561 | 272 | 82 | 145 | 32 | | <i>Cabbage and kale</i> |
| 92 | 397 | 136 | 108 | 2 | | <i>Tomato</i> |
| 83 | 275 | 55 | 85 | 2 | | <i>Green peper</i> |
| 66 | 86 | 45 | 78 | 2 | | <i>Cucumber</i> |
| - | 174 | 68 | - | - | | <i>Melon and watermelon</i> |
| 1.764 | 162 | 426 | 180 | 360 | | <i>Clover</i> |
| 1.519 | 105 | 720 | 196 | 259 | | <i>Lucerne</i> |
| 10 | 11 | - | - | - | | <i>Vetch</i> |
| 1.418 | 228 | 102 | 352 | 1.978 | | <i>Maize, green mass</i> |
| 141 | 22 | 26 | 134 | 30 | | <i>Forage beet</i> |
| 195 | 14 | 102 | 5 | - | | <i>Mixture of leg.grass.and cereal</i> |
| 1.480 | 29 | 116 | 481 | 621 | | <i>Mixture of grasses and clovers</i> |

ZASIJANE POVRŠINE ODABRANIH USJEVA PO KANTONIMA I OPĆINAMA U 2024/2025.
SOWN AREA WITH SELECTED CROPS BY CANTONS AND MUNICIPALITIES IN 2024/2025.

ha

| | Pšenica <i>Wheat</i> | Raž <i>Rye</i> | Ječam <i>Barley</i> | Zob <i>Oats</i> | Kukuruz <i>Maize</i> | Krompir/ krumpir <i>Potato</i> | Luk crni <i>Onion</i> | Grah <i>Bean</i> |
|-----------------------------------|--------------------------------|--------------------------|-------------------------------|---------------------------|--------------------------------|--|---------------------------------|----------------------------|
| UNSKO-SANSKI KANTON | 4.279 | 321 | 1.187 | 1.555 | 12.160 | 2.371 | 278 | 1.188 |
| Bosanski Petrovac | 110 | 50 | 145 | 78 | 105 | 200 | 26 | 36 |
| Bužim | 69 | - | 46 | 13 | 285 | 98 | 3 | - |
| Grad Bihać | 705 | 9 | 77 | 76 | 594 | 27 | 6 | 5 |
| Grad Bosanska Krupa | 350 | 30 | 100 | 170 | 400 | 50 | 10 | 50 |
| Grad Cazin | 2.160 | 40 | 300 | 770 | 2.978 | 650 | 92 | 380 |
| Ključ | 30 | 5 | 50 | 69 | 404 | 75 | 13 | 40 |
| Sanski Most | 354 | 181 | 342 | 324 | 3.185 | 1.021 | 114 | 447 |
| Velika Kladuša | 501 | 6 | 127 | 55 | 4.210 | 250 | 15 | 230 |
| KANTON POSAVSKI | 4.605 | 0 | 716 | 79 | 4.514 | 211 | 45 | 73 |
| Domaljevac-Šamac | 300 | - | 100 | - | 341 | 25 | 10 | 20 |
| Grad Orašje | 2.191 | - | 390 | 39 | 1.764 | 90 | 30 | 30 |
| Odžak | 2.114 | - | 226 | 40 | 2.409 | 96 | 5 | 23 |
| TUZLANSKI KANTON | 2.778 | 174 | 1.067 | 280 | 14.915 | 5.876 | 510 | 390 |
| Banovići | 78 | 3 | 3 | 10 | 310 | 295 | 6 | 49 |
| Čelić | 130 | 28 | 75 | 10 | 360 | 60 | 12 | 29 |
| Doboj Istok | 93 | - | 30 | 12 | 270 | 163 | 10 | 10 |
| Grad Gračanica | 275 | 17 | 91 | 7 | 2.750 | 900 | 90 | 15 |
| Grad Gradačac | 793 | - | 48 | 30 | 1.880 | 240 | 63 | 62 |
| Grad Lukavac | 564 | 60 | 53 | 20 | 2.000 | 843 | 30 | 40 |
| Grad Srebrenik | 44 | 7 | 17 | 18 | 1.860 | 380 | 72 | 36 |
| Grad Tuzla | 305 | 2 | 215 | 80 | 1.150 | 620 | 71 | 30 |
| Grad Živinice | 189 | 35 | 30 | 30 | 1.136 | 1.000 | 70 | 43 |
| Kalesija | 190 | 20 | 468 | 34 | 2.180 | 820 | 52 | 53 |
| Kladanj | 19 | - | 3 | 6 | 480 | 460 | 18 | 10 |
| Sapna | 28 | - | 19 | 3 | 100 | 30 | 5 | 3 |
| Teočak | 70 | 2 | 15 | 20 | 440 | 65 | 10 | 10 |
| ZENIČKO-DOBOJSKI KANTON | 1.548 | 68 | 428 | 142 | 4.374 | 2.538 | 1.080 | 539 |
| Breza | 18 | - | 5 | - | - | 74 | 14 | 3 |
| Doboj Jug | 12 | - | 3 | 1 | 65 | 30 | 2 | - |
| Grad Visoko | 230 | 10 | 40 | - | 350 | 800 | 45 | 210 |
| Grad Zavidovići | 15 | 1 | 3 | 3 | 155 | 90 | 30 | 55 |
| Grad Zenica | 250 | 18 | 41 | 44 | 211 | 623 | 851 | 101 |
| Kakanj | 140 | 1 | 45 | 9 | 175 | 220 | 40 | 59 |
| Maglaj | 54 | 7 | 21 | 4 | 149 | 164 | 25 | 29 |
| Olovo | 10 | - | 5 | 4 | 3 | 25 | 10 | 3 |
| Tešanj | 240 | - | 70 | 40 | 1.600 | 260 | 45 | 40 |
| Usora | 550 | 30 | 150 | 30 | 1.500 | 45 | 3 | 5 |
| Vareš | 2 | - | 3 | 4 | 2 | 62 | 4 | 10 |
| Žepče | 27 | 1 | 42 | 3 | 164 | 145 | 11 | 24 |
| BOSANSKO-PODRINJSKI KANTON | 23 | 2 | 8 | 1 | 26 | 345 | 19 | 34 |
| Foča | 2 | - | 3 | - | - | 49 | 4 | 6 |
| Grad Goražde | 20 | 2 | 5 | 1 | 25 | 260 | 12 | 20 |
| Pale | 1 | - | 1 | 0 | 1 | 37 | 3 | 8 |

ZASIJANE POVRŠINE ODABRANIH USJEVA PO KANTONIMA I OPĆINAMA U 2024/2025. (nastavak)
SOWN AREA WITH SELECTED CROPS BY CANTONS AND MUNICIPALITIES IN 2024/2025. (continued)

ha

| | Pšenica <i>Wheat</i> | Raž <i>Rye</i> | Ječam <i>Barley</i> | Zob <i>Oats</i> | Kukuruz <i>Maize</i> | Krompir/ krumpir <i>Potato</i> | Luk crni <i>Onion</i> | Grah <i>Bean</i> |
|---|--------------------------------|--------------------------|-------------------------------|---------------------------|--------------------------------|--|---------------------------------|----------------------------|
| SREDNJOBOSANSKI KANTON | 1.308 | 314 | 963 | 313 | 1.076 | 3.037 | 389 | 597 |
| Bugojno | 170 | 120 | 220 | 110 | 100 | 226 | 80 | 55 |
| Busovača | 155 | 33 | 37 | - | 470 | 360 | 15 | 148 |
| Dobretići | - | - | - | - | 0 | 20 | 1 | 1 |
| Donji Vakuf | 38 | 10 | 23 | 6 | 31 | 88 | 46 | 31 |
| Fojnica | 90 | 25 | 30 | 15 | 30 | 500 | 40 | 50 |
| Gornji Vakuf-Uskoplje | 220 | 28 | 190 | 28 | 10 | 770 | 25 | 15 |
| Jajce | 85 | - | 75 | 22 | 217 | 437 | 49 | 170 |
| Kiseljak | 55 | 50 | 70 | 40 | 75 | 121 | 70 | 20 |
| Kreševo | 16 | 5 | 13 | 7 | 13 | 130 | 13 | 26 |
| Grad Novi Travnik | 110 | 30 | 150 | 50 | 30 | 150 | 10 | 25 |
| Travnik | 300 | 10 | 140 | 33 | 90 | 230 | 38 | 56 |
| Vitez | 69 | 3 | 15 | 2 | 10 | 5 | 2 | - |
| HERCEGOVAČKO- NERETVANSKI KANTON | 285 | 40 | 184 | 20 | 165 | 1.944 | 360 | 200 |
| Čitluk | 30 | - | 42 | - | 20 | 350 | 30 | 27 |
| Grad Čapljina | 92 | 2 | 14 | 3 | 113 | 280 | 6 | 10 |
| Grad Konjic | 1 | 1 | 38 | 2 | 4 | 205 | 155 | 12 |
| Grad Mostar | 40 | 8 | 7 | 5 | 19 | 776 | 112 | 124 |
| Grad Stolac | 72 | - | 25 | 4 | 1 | 130 | 8 | 3 |
| Jablanica | 4 | 3 | 1 | 4 | 2 | 132 | 30 | 14 |
| Neum | 5 | - | 3 | 1 | 1 | 6 | 2 | - |
| Prozor | 1 | 1 | 39 | 1 | 5 | 60 | 15 | 10 |
| Ravno | 40 | 25 | 15 | - | - | 5 | 2 | - |
| ZAPADNO- HERCEGOVAČKI KANTON | 683 | 66 | 583 | 11 | 544 | 1.223 | 114 | 47 |
| Grad Ljubuški | 150 | - | 150 | - | 100 | 290 | 56 | 13 |
| Grad Široki Brijeg | 355 | - | 270 | 3 | 234 | 410 | 30 | 6 |
| Grude | 90 | 65 | 101 | 6 | 200 | 425 | 21 | 20 |
| Posušje | 88 | 1 | 62 | 2 | 10 | 98 | 7 | 8 |
| KANTON SARAJEVO | 156 | 50 | 199 | 98 | 249 | 1.170 | 213 | 214 |
| Centar Sarajevo | - | - | - | - | 1 | 17 | 10 | - |
| Hadžići | 22 | 12 | 13 | 11 | 6 | 340 | 13 | 35 |
| Ilidža | 25 | 4 | 14 | 8 | 70 | 256 | 96 | 75 |
| Ilijaš | 80 | 26 | 152 | 62 | 160 | 306 | 35 | 70 |
| Novi Grad Sarajevo | 8 | - | 13 | 4 | 7 | 27 | 18 | 8 |
| Novo Sarajevo | - | - | - | - | - | 6 | 1 | - |
| Stari Grad Sarajevo | - | - | - | - | - | 38 | 20 | 10 |
| Trnovo | 3 | 1 | 4 | 4 | 5 | 50 | 9 | 10 |
| Vogošća | 18 | 7 | 3 | 9 | - | 130 | 12 | 6 |
| KANTON 10 | 2.918 | 811 | 2.048 | 685 | 10 | 623 | 66 | 22 |
| Bosansko Grahovo | 195 | 19 | 14 | 5 | - | 70 | 2 | 2 |
| Drvar | 2 | 1 | 30 | 2 | 1 | 5 | 2 | 7 |
| Glamoč | 1.437 | 162 | 992 | 60 | - | 368 | 52 | 7 |
| Gard Livno | 200 | 26 | 144 | 50 | 9 | 9 | 4 | 2 |
| Kupres | 255 | 162 | 271 | 176 | - | 139 | 2 | - |
| Tomislavgrad | 830 | 441 | 597 | 392 | - | 31 | 4 | 4 |

ZASIJANE POVRŠINE ODABRANIH USJEVA PO KANTONIMA I OPĆINAMA U 2024/2025. (nastavak)
 SOWN AREA WITH SELECTED CROPS BY CANTONS AND MUNICIPALITIES IN 2024/2025. (continued)

ha

| | Kupus <i>Cabbage</i> | Paradajz/ rajčica <i>Tomato</i> | Paprika, zelena <i>Green Paper</i> | Djetelina <i>Clover</i> | Lucerka/ lucerna <i>Lucerne</i> | Kukuruz, zeleni <i>Maize, green</i> | Stočna repa <i>Forage beet</i> | Trav.djet. smjese <i>Grass clov. mixtures</i> |
|-----------------------------------|-------------------------|---------------------------------------|--|----------------------------|---------------------------------------|---|-----------------------------------|---|
| UNSKO-SANSKI KANTON | 185 | 179 | 201 | 1.962 | 1.949 | 6.814 | - | 2.522 |
| Bosanski Petrovac | - | 2 | 2 | - | - | 210 | - | 45 |
| Bužim | 1 | 4 | 4 | 670 | 592 | 545 | - | 750 |
| Grad Bihać | 15 | 6 | 5 | 8 | 3 | 177 | - | 124 |
| Grad Bosanska Krupa | 10 | 10 | 10 | 800 | 800 | 865 | - | 825 |
| Grad Cazin | 10 | 20 | 30 | 100 | 190 | 2.213 | - | 450 |
| Ključ | 7 | 15 | 22 | 69 | 91 | 484 | - | 87 |
| Sanski Most | 135 | 113 | 119 | 215 | 173 | 1.637 | - | 225 |
| Velika Kladuša | 8 | 9 | 9 | 100 | 100 | 683 | - | 16 |
| KANTON POSAVSKI | 70 | 95 | 78 | 235 | 300 | 559 | 5 | 155 |
| Domaljevac-Šamac | 10 | 20 | 15 | - | - | - | - | - |
| Grad Orašje | 15 | 40 | 33 | 35 | 120 | 40 | 5 | 5 |
| Odžak | 45 | 35 | 30 | 200 | 180 | 519 | - | 150 |
| TUZLANSKI KANTON | 418 | 507 | 436 | 1.748 | 1.732 | 11.300 | 24 | 2.554 |
| Banovići | 3 | 17 | 11 | 4 | 2 | 35 | - | 5 |
| Čelić | 5 | 15 | 16 | 150 | 150 | 330 | - | 150 |
| Doboj Istok | 5 | 2 | 1 | 210 | 160 | 139 | - | 300 |
| Grad Gračanica | 15 | 35 | 20 | 385 | 295 | 800 | 10 | 505 |
| Grad Gradačac | 220 | 38 | 32 | 55 | 24 | 2.516 | 4 | 153 |
| Grad Lukavac | 100 | 100 | 101 | 7 | 30 | 1.206 | - | 13 |
| Grad Srebrenik | 30 | 56 | 60 | 192 | 243 | 150 | 5 | 191 |
| Grad Tuzla | 20 | 55 | 45 | 121 | 95 | 1.300 | 5 | 420 |
| Grad Živinice | 10 | 130 | 100 | 40 | - | 1.382 | - | 90 |
| Kalesija | 8 | 48 | 42 | 100 | 260 | 3.260 | - | 380 |
| Kladanj | 1 | 2 | 2 | 44 | 3 | 2 | - | 2 |
| Sapna | 1 | 3 | 3 | 260 | 245 | 90 | - | 275 |
| Teočak | - | 5 | 3 | 180 | 225 | 90 | - | 70 |
| ZENIČKO-DOBOJSKI KANTON | 161 | 274 | 264 | 2.777 | 2.270 | 1.193 | 184 | 4.581 |
| Breza | 1 | 5 | 5 | 280 | 300 | 120 | 50 | 200 |
| Doboj Jug | 1 | 4 | 4 | 88 | 98 | 50 | - | 94 |
| Grad Visoko | 40 | 70 | 90 | 355 | 285 | 639 | 30 | 1.843 |
| Grad Zavidovići | 8 | 30 | 22 | 235 | 27 | 10 | 12 | 1.200 |
| Grad Zenica | 34 | 68 | 46 | 25 | 4 | 37 | 22 | 37 |
| Kakanj | 9 | 23 | 30 | 300 | 320 | 75 | 10 | 260 |
| Maglaj | 11 | 11 | 11 | 94 | 65 | 70 | 8 | 167 |
| Olovo | 1 | 1 | 1 | - | - | 2 | 1 | - |
| Tešanj | 47 | 26 | 26 | 1.300 | 1.100 | 88 | 50 | 600 |
| Usora | 3 | 3 | 4 | 45 | 30 | 70 | - | 25 |
| Vareš | 4 | 1 | 1 | 4 | 1 | 1 | 1 | 55 |
| Žepče | 2 | 32 | 25 | 50 | 40 | 31 | - | 100 |
| BOSANSKO-PODRINJSKI KANTON | 30 | 32 | 36 | 55 | 745 | 19 | 5 | 38 |
| Foča | 1 | 4 | 7 | 15 | 20 | 2 | - | 20 |
| Grad Goražde | 25 | 25 | 25 | 35 | 720 | 15 | 3 | 12 |
| Pale | 4 | 3 | 4 | 5 | 5 | 2 | 2 | 6 |

ZASIJANE POVRŠINE ODABRANIH USJEVA PO KANTONIMA I OPĆINAMA U 2024/2025. (nastavak)
 SOWN AREA WITH SELECTED CROPS BY CANTONS AND MUNICIPALITIES IN 2024/2025. (continued)

ha

| | Kupus <i>Cabbage</i> | Paradajz/ rajčica <i>Tomato</i> | Paprika, zelena <i>Green Paper</i> | Djetelina <i>Clover</i> | Lucerka/ lucerna <i>Lucerne</i> | Kukuruz, zeleni <i>Maize, green</i> | Stočna repa <i>Forage beet</i> | Trav.djet. smjese <i>Grass clov. mixtures</i> |
|---|--------------------------------|---|--|-----------------------------------|---|---|--|---|
| SREDNJOBOSANSKI KANTON | 561 | 92 | 83 | 1.764 | 1.519 | 1.418 | 141 | 1.480 |
| Bugojno | 132 | 10 | 8 | 456 | 604 | 280 | 20 | 140 |
| Busovača | 18 | 19 | 20 | 120 | 14 | 75 | 19 | 62 |
| Dobretići | - | 0 | 0 | 0 | - | - | 3 | - |
| Donji Vakuf | 36 | 3 | 15 | 20 | 8 | 36 | 1 | 1 |
| Fojnica | 5 | 4 | 3 | 60 | 30 | 30 | 10 | 55 |
| Gornji Vakuf-Uskoplje | 150 | 2 | 2 | 706 | 565 | 87 | 8 | 936 |
| Jajce | 44 | 14 | 11 | 50 | 25 | 53 | 17 | 19 |
| Kiseljak | 50 | 8 | 8 | 45 | 40 | 150 | 52 | 80 |
| Kreševo | 24 | 7 | 6 | 104 | 38 | 48 | 3 | 5 |
| Grad Novi Travnik | 10 | 5 | 4 | 55 | 50 | 220 | 3 | 70 |
| Travnik | 90 | 18 | 4 | 80 | 58 | 253 | 5 | 106 |
| Vitez | 2 | 2 | 2 | 68 | 87 | 186 | - | 7 |
| HERCEGOVAČKO- NERETVANSKI KANTON | 272 | 397 | 275 | 162 | 105 | 228 | 22 | 29 |
| Čitluk | 10 | 30 | 13 | 20 | 30 | 10 | - | 10 |
| Grad Čapljina | 130 | 140 | 95 | - | - | 155 | - | - |
| Grad Konjic | 10 | 80 | 50 | 22 | 20 | 20 | 8 | 11 |
| Grad Mostar | 53 | 80 | 68 | 110 | 45 | 43 | 3 | 3 |
| Grad Stolac | 25 | 31 | 32 | - | - | - | - | - |
| Jablanica | 24 | 20 | 8 | 10 | 10 | - | 10 | 5 |
| Neum | 1 | 2 | 1 | - | - | - | - | - |
| Prozor | 15 | 14 | 8 | - | - | - | 1 | - |
| Ravno | 4 | - | - | - | - | - | - | - |
| ZAPADNO- HERCEGOVAČKI KANTON | 82 | 136 | 55 | 426 | 720 | 102 | 26 | 116 |
| Grad Ljubuški | 30 | 60 | 25 | 80 | 400 | 20 | 8 | 12 |
| Grad Široki Brijeg | 15 | 61 | 18 | 80 | 80 | 30 | - | 50 |
| Grude | 5 | 13 | 10 | 180 | 180 | 40 | 18 | 40 |
| Posušje | 32 | 2 | 2 | 86 | 60 | 12 | - | 14 |
| KANTON SARAJEVO | 145 | 108 | 85 | 180 | 196 | 352 | 134 | 481 |
| Centar Sarajevo | 1 | 2 | 1 | 2 | 2 | - | - | 1 |
| Hadžići | 8 | 8 | 7 | 6 | 6 | 14 | 8 | 5 |
| Ilidža | 68 | 47 | 32 | 94 | 125 | 296 | 92 | 215 |
| Ilijaš | 40 | 25 | 25 | 50 | 50 | 30 | 30 | 30 |
| Novi Grad Sarajevo | 13 | 10 | 8 | 12 | 8 | 12 | - | 30 |
| Novo Sarajevo | - | 1 | 1 | - | - | - | - | - |
| Stari Grad Sarajevo | 12 | 9 | 7 | - | - | - | - | - |
| Trnovo | - | - | - | 10 | 5 | - | 4 | 200 |
| Vogošća | 3 | 6 | 5 | 6 | - | - | - | - |
| KANTON 10 | 32 | 2 | 2 | 360 | 259 | 1.978 | 30 | 621 |
| Bosansko Grahovo | 2 | - | - | 3 | 3 | - | - | - |
| Drvar | 2 | 1 | 1 | 2 | 1 | - | - | 1 |
| Glamoč | - | - | - | 95 | - | 437 | 30 | 65 |
| Gard Livno | 4 | 0 | - | - | 0 | 49 | 0 | 32 |
| Kupres | - | - | - | - | - | 118 | - | 97 |
| Tomislavgrad | 25 | 1 | 1 | 260 | 255 | 1.373 | - | 426 |

PROIZVODNJA RANIH USJEVA U 2025. GODINI
PRODUCTION OF EARLY CROPS IN 2025

| | Pšenica <i>Wheat</i> | Raž <i>Rye</i> | Ječam <i>Barley</i> | Zob <i>Oats</i> |
|--|--------------------------------|--------------------------|-------------------------------|---------------------------|
|--|--------------------------------|--------------------------|-------------------------------|---------------------------|

Požnjevena površina, ha

Harvested area, ha

| | | | | |
|---------------------------------------|---------------|--------------|--------------|--------------|
| Federacija Bosne i Hercegovine | 18.059 | 1.802 | 7.340 | 3.177 |
| Unsko-sanski kanton | 4.266 | 321 | 1.187 | 1.555 |
| Kanton Posavski | 4.605 | - | 716 | 79 |
| Tuzlanski kanton | 2.527 | 174 | 1.051 | 278 |
| Zeničko-dobojski kanton | 1.548 | 68 | 428 | 142 |
| Bosansko-podrinjski kanton | 23 | 2 | 8 | - |
| Srednjobosanski kanton | 1.301 | 314 | 963 | 313 |
| Hercegovačko-neretvanski kanton | 218 | 40 | 176 | 20 |
| Zapadnohercegovački kanton | 683 | 66 | 583 | 11 |
| Kanton Sarajevo | 146 | 47 | 185 | 95 |
| Kanton 10 | 2.742 | 771 | 2.043 | 685 |

Ukupna proizvodnja, tona

Total production, tons

| | | | | |
|---------------------------------------|---------------|--------------|---------------|---------------|
| Federacija Bosne i Hercegovine | 79.327 | 6.112 | 26.215 | 10.969 |
| Unsko-sanski kanton | 19.631 | 1.094 | 5.484 | 6.258 |
| Kanton Posavski | 23.301 | - | 3.199 | 256 |
| Tuzlanski kanton | 12.171 | 629 | 3.688 | 851 |
| Zeničko-dobojski kanton | 6.222 | 231 | 1.496 | 439 |
| Bosansko-podrinjski kanton | 90 | 6 | 25 | - |
| Srednjobosanski kanton | 4.140 | 1.035 | 3.077 | 958 |
| Hercegovačko-neretvanski kanton | 715 | 131 | 460 | 42 |
| Zapadnohercegovački kanton | 2.092 | 184 | 1.606 | 24 |
| Kanton Sarajevo | 569 | 162 | 684 | 295 |
| Kanton 10 | 10.395 | 2.640 | 6.497 | 1.845 |

Prosječan prinos, t/ha

Yield t/ha

| | | | | |
|---------------------------------------|------------|------------|------------|------------|
| Federacija Bosne i Hercegovine | 4,4 | 3,4 | 3,6 | 3,5 |
| Unsko-sanski kanton | 4,6 | 3,4 | 4,6 | 4,0 |
| Kanton Posavski | 5,1 | - | 4,5 | 3,2 |
| Tuzlanski kanton | 4,8 | 3,6 | 3,5 | 3,1 |
| Zeničko-dobojski kanton | 4,0 | 3,4 | 3,5 | 3,1 |
| Bosansko-podrinjski kanton | 3,9 | 3,0 | 3,0 | - |
| Srednjobosanski kanton | 3,2 | 3,3 | 3,2 | 3,1 |
| Hercegovačko-neretvanski kanton | 3,3 | 3,3 | 2,6 | 2,1 |
| Zapadnohercegovački kanton | 3,1 | 2,8 | 2,8 | 2,2 |
| Kanton Sarajevo | 3,9 | 3,4 | 3,7 | 3,1 |
| Kanton 10 | 3,8 | 3,4 | 3,2 | 2,7 |

PROIZVODNJA RANOG VOĆA U 2025. GODINI
PRODUCTION OF EARLY FRUIT IN 2025

| | Trešnje <i>Cherry</i> | Višnje <i>Sour cherry</i> | Kajsije <i>Apricot</i> |
|--|--------------------------|------------------------------|---------------------------|
|--|--------------------------|------------------------------|---------------------------|

Broj stabala sposobnih za rod

Number of bearing trees

| | | | |
|---------------------------------------|----------------|----------------|---------------|
| Federacija Bosne i Hercegovine | 555.901 | 275.049 | 73.310 |
| Unsko-sanski kanton | 32.406 | 9.750 | 1.100 |
| Kanton Posavski | 3.420 | 7.750 | 2.500 |
| Tuzlanski kanton | 189.636 | 103.050 | 33.113 |
| Zeničko-dobojski kanton | 71.058 | 50.529 | 2.515 |
| Bosansko-podrinjski kanton | 28.985 | 6.210 | 75 |
| Srednjobosanski kanton | 18.717 | 12.410 | 10 |
| Hercegovačko-neretvanski kanton | 133.524 | 29.150 | 25.687 |
| Zapadnohercegovački kanton | 34.650 | 11.830 | 4.845 |
| Kanton Sarajevo | 42.800 | 43.780 | 3.465 |
| Kanton 10 | 705 | 590 | - |

Ukupna proizvodnja, tona

Total production, tons

| | | | |
|---------------------------------------|--------------|--------------|------------|
| Federacija Bosne i Hercegovine | 3.519 | 1.630 | 455 |
| Unsko-sanski kanton | 95 | 44 | 1 |
| Kanton Posavski | 22 | 84 | 36 |
| Tuzlanski kanton | 970 | 608 | 148 |
| Zeničko-dobojski kanton | 393 | 195 | 14 |
| Bosansko-podrinjski kanton | 134 | 27 | 0 |
| Srednjobosanski kanton | 254 | 174 | 0 |
| Hercegovačko-neretvanski kanton | 1.019 | 212 | 225 |
| Zapadnohercegovački kanton | 347 | 76 | 22 |
| Kanton Sarajevo | 283 | 209 | 9 |
| Kanton 10 | 4 | 2 | - |

Prosječan prinos, kg/stablu

Yield kg/tree

| | | | |
|---------------------------------------|------------|------------|------------|
| Federacija Bosne i Hercegovine | 6,3 | 5,9 | 6,2 |
| Unsko-sanski kanton | 2,9 | 4,5 | 0,9 |
| Kanton Posavski | 6,3 | 10,8 | 14,2 |
| Tuzlanski kanton | 5,1 | 5,9 | 4,5 |
| Zeničko-dobojski kanton | 5,5 | 3,8 | 5,5 |
| Bosansko-podrinjski kanton | 4,6 | 4,4 | 1,0 |
| Srednjobosanski kanton | 13,6 | 14,1 | 2,0 |
| Hercegovačko-neretvanski kanton | 7,6 | 7,3 | 8,7 |
| Zapadnohercegovački kanton | 10,0 | 6,4 | 4,6 |
| Kanton Sarajevo | 6,6 | 4,8 | 2,7 |
| Kanton 10 | 5,0 | 2,5 | - |

PROIZVODNJA KASNIH USJEVA U 2025. GODINI
PRODUCTION OF LATE CROPS IN 2025

| | Kukuruz <i>Maize</i> | Krompir/ krumpir <i>Potato</i> | Grah <i>Bean</i> | Luk crni <i>Onion</i> | Kupus <i>Cabbage</i> | Paradajz/ rajčica <i>Tomato</i> |
|--|--------------------------------|--|----------------------------|---------------------------------|--------------------------------|---|
|--|--------------------------------|--|----------------------------|---------------------------------|--------------------------------|---|

Požnjevena površina, ha

Harvested area, ha

| | | | | | | |
|---------------------------------------|---------------|---------------|--------------|--------------|--------------|--------------|
| Federacija Bosne i Hercegovine | 37.988 | 19.328 | 3.303 | 3.073 | 1.955 | 1.825 |
| Unsko-sanski kanton | 12.125 | 2.369 | 1.188 | 278 | 185 | 179 |
| Kanton Posavski | 4.514 | 211 | 73 | 45 | 70 | 95 |
| Tuzlanski kanton | 14.915 | 5.876 | 390 | 509 | 418 | 507 |
| Zeničko-dobojski kanton | 4.373 | 2.538 | 538 | 1.080 | 161 | 278 |
| Bosansko-podrinjski kanton | 26 | 345 | 34 | 19 | 30 | 32 |
| Srednjobosanski kanton | 1.069 | 3.026 | 597 | 389 | 560 | 92 |
| Hercegovačko-neretvanski kanton | 163 | 1.944 | 200 | 360 | 272 | 397 |
| Zapadnohercegovački kanton | 544 | 1.223 | 47 | 114 | 82 | 136 |
| Kanton Sarajevo | 249 | 1.174 | 214 | 213 | 145 | 108 |
| Kanton 10 | 10 | 623 | 22 | 66 | 32 | 2 |

Ukupna proizvodnja, tona

Total production, tons

| | | | | | | |
|---------------------------------------|----------------|----------------|--------------|---------------|---------------|---------------|
| Federacija Bosne i Hercegovine | 174.151 | 151.741 | 5.402 | 20.629 | 28.335 | 19.164 |
| Unsko-sanski kanton | 78.737 | 17.725 | 1.811 | 1.853 | 1.587 | 1.792 |
| Kanton Posavski | 16.852 | 1.356 | 64 | 260 | 722 | 794 |
| Tuzlanski kanton | 55.983 | 44.456 | 414 | 3.936 | 2.146 | 2.310 |
| Zeničko-dobojski kanton | 17.445 | 11.901 | 678 | 6.152 | 1.979 | 1.970 |
| Bosansko-podrinjski kanton | 38 | 5.769 | 35 | 118 | 271 | 254 |
| Srednjobosanski kanton | 2.116 | 17.810 | 1.500 | 2.537 | 8.388 | 597 |
| Hercegovačko-neretvanski kanton | 604 | 24.057 | 411 | 3.355 | 10.939 | 10.619 |
| Zapadnohercegovački kanton | 1.642 | 9.303 | 108 | 1.055 | 1.055 | 322 |
| Kanton Sarajevo | 722 | 7.579 | 336 | 1.017 | 584 | 479 |
| Kanton 10 | 13 | 11.786 | 45 | 344 | 665 | 29 |

Prosječan prinos, t/ha

Yield t/ha

| | | | | | | |
|---------------------------------------|------------|------------|------------|------------|-------------|-------------|
| Federacija Bosne i Hercegovine | 4,6 | 7,9 | 1,6 | 6,7 | 14,5 | 10,5 |
| Unsko-sanski kanton | 6,5 | 7,5 | 1,5 | 6,7 | 8,6 | 10,0 |
| Kanton Posavski | 3,7 | 6,4 | 0,9 | 5,8 | 10,3 | 8,3 |
| Tuzlanski kanton | 3,8 | 7,6 | 1,1 | 7,7 | 5,1 | 4,6 |
| Zeničko-dobojski kanton | 4,0 | 4,7 | 1,3 | 5,7 | 12,3 | 7,1 |
| Bosansko-podrinjski kanton | 1,5 | 16,7 | 1,0 | 6,2 | 9,0 | 7,9 |
| Srednjobosanski kanton | 2,0 | 5,9 | 2,5 | 6,5 | 15,0 | 6,5 |
| Hercegovačko-neretvanski kanton | 3,7 | 12,4 | 2,1 | 9,3 | 40,2 | 26,7 |
| Zapadnohercegovački kanton | 3,0 | 7,6 | 2,3 | 9,3 | 12,9 | 2,4 |
| Kanton Sarajevo | 2,9 | 6,5 | 1,6 | 4,8 | 4,0 | 4,5 |
| Kanton 10 | 1,2 | 18,9 | 2,1 | 5,2 | 20,6 | 15,2 |

PROIZVODNJA KASNIH USJEVA U 2025. GODINI (nastavak)

PRODUCTION OF LATE CROPS IN 2025(continued)

| | Paprika, zelena <i>Green Paper</i> | Djetelina <i>Clover</i> | Lucerka/ lucerna <i>Lucerne</i> | Kukuruz, zeleni <i>Maize, green</i> | Stočna repa <i>Forage beet</i> | Travn.djetel. smjese <i>Grass clov. mixtures</i> |
|--|--|-----------------------------------|---|---|--|--|
|--|--|-----------------------------------|---|---|--|--|

Požnjevena površina, hektara

Harvested area, ha

| | | | | | | |
|---------------------------------------|--------------|--------------|--------------|---------------|------------|---------------|
| Federacija Bosne i Hercegovine | 1.514 | 9.648 | 9.776 | 23.848 | 571 | 12.211 |
| Unsko-sanski kanton | 201 | 1.952 | 1.947 | 6.769 | - | 2501,5 |
| Kanton Posavski | 78 | 235 | 300 | 559 | 5 | 155 |
| Tuzlanski kanton | 436 | 1.748 | 1.717 | 11.300 | 24 | 2551,5 |
| Zeničko-dobojski kanton | 264 | 2.772 | 2.269 | 1.193 | 184 | 4.540 |
| Bosansko-podrinjski kanton | 36 | 55 | 745 | 19 | 5 | 38 |
| Srednjobosanski kanton | 83 | 1.758 | 1.518 | 1.349 | 141 | 1.480 |
| Hercegovačko-neretvanski kanton | 275 | 162 | 105 | 228 | 22 | 29 |
| Zapadnohercegovački kanton | 55 | 426 | 720 | 102 | 26 | 116 |
| Kanton Sarajevo | 85 | 180 | 196 | 352 | 134 | 481 |
| Kanton 10 | 2 | 360 | 259 | 1.978 | 30 | 318 |

Ukupna proizvodnja, tona

Total production, tons

| | | | | | | |
|---------------------------------------|---------------|---------------|---------------|----------------|--------------|---------------|
| Federacija Bosne i Hercegovine | 12.532 | 32.034 | 33.538 | 408.079 | 5.000 | 33.786 |
| Unsko-sanski kanton | 1.636 | 6.573 | 6.872 | 108.902 | - | 8.872 |
| Kanton Posavski | 584 | 1.439 | 1.392 | 14.652 | 75 | 1.055 |
| Tuzlanski kanton | 1.566 | 5.497 | 5.422 | 202.814 | 357 | 7.306 |
| Zeničko-dobojski kanton | 1.661 | 7.617 | 6.504 | 12.193 | 1.362 | 8.336 |
| Bosansko-podrinjski kanton | 136 | 208 | 2.990 | 376 | 57 | 148 |
| Srednjobosanski kanton | 522 | 6.774 | 6.310 | 23.598 | 1.487 | 4.836 |
| Hercegovačko-neretvanski kanton | 5.629 | 364 | 297 | 6.042 | 482 | 67 |
| Zapadnohercegovački kanton | 387 | 1.172 | 1.678 | 1.480 | 124 | 317 |
| Kanton Sarajevo | 391 | 627 | 715 | 7.724 | 966 | 1.869 |
| Kanton 10 | 20 | 1.765 | 1.359 | 30.298 | 90 | 982 |

Prosječan prinos, t/ha

Yield t/ha

| | | | | | | |
|---------------------------------------|------------|------------|------------|-------------|------------|------------|
| Federacija Bosne i Hercegovine | 8,3 | 3,3 | 3,4 | 17,1 | 8,8 | 2,8 |
| Unsko-sanski kanton | 8,2 | 3,4 | 3,5 | 16,1 | - | 3,5 |
| Kanton Posavski | 7,5 | 6,1 | 4,6 | 26,2 | 15,0 | 6,8 |
| Tuzlanski kanton | 3,6 | 3,1 | 3,2 | 17,9 | 14,9 | 2,9 |
| Zeničko-dobojski kanton | 6,3 | 2,7 | 2,9 | 10,2 | 7,4 | 1,8 |
| Bosansko-podrinjski kanton | 3,8 | 3,8 | 4,0 | 20,3 | 12,7 | 3,9 |
| Srednjobosanski kanton | 6,3 | 3,9 | 4,2 | 17,5 | 10,5 | 3,3 |
| Hercegovačko-neretvanski kanton | 20,5 | 2,2 | 2,8 | 26,5 | 21,9 | 2,3 |
| Zapadnohercegovački kanton | 7,0 | 2,8 | 2,3 | 14,5 | 4,8 | 2,7 |
| Kanton Sarajevo | 4,6 | 3,5 | 3,6 | 21,9 | 7,2 | 3,9 |
| Kanton 10 | 13,3 | 4,9 | 5,2 | 15,3 | 3,0 | 3,1 |

PROIZVODNJA KASNOG VOĆA U 2025. GODINI
PRODUCTION OF LATE FRUIT IN 2025

| | Jabuke <i>Apple</i> | Kruške <i>Pear</i> | Šljive <i>Plum</i> | Breskve <i>Peach</i> | Orasi <i>Walnut</i> |
|--|-------------------------------|------------------------------|------------------------------|--------------------------------|-------------------------------|
|--|-------------------------------|------------------------------|------------------------------|--------------------------------|-------------------------------|

Broj stabala sposobnih za rod

Number of bearing trees

| | | | | | |
|---------------------------------------|------------------|------------------|------------------|----------------|----------------|
| Federacija Bosne i Hercegovine | 3.617.301 | 1.386.767 | 5.941.946 | 448.168 | 417.489 |
| Unsko-sanski kanton | 143.122 | 56.445 | 725.310 | 3.650 | 79.400 |
| Kanton Posavski | 43.100 | 16.750 | 162.500 | 3.760 | 5.900 |
| Tuzlanski kanton | 1.493.416 | 628.345 | 2.746.734 | 44.586 | 77.400 |
| Zeničko-dobojski kanton | 467.700 | 187.810 | 594.790 | 5.030 | 39.354 |
| Bosansko-podrinjski kanton | 123.200 | 56.550 | 192.800 | 290 | 41.650 |
| Srednjobosanski kanton | 263.203 | 122.083 | 509.195 | 87 | 29.597 |
| Hercegovačko-neretvanski kanton | 747.757 | 91.607 | 580.938 | 370.010 | 36.773 |
| Zapadnohercegovački kanton | 38.850 | 10.070 | 33.500 | 16.100 | 22.300 |
| Kanton Sarajevo | 274.995 | 207.730 | 337.729 | 4.625 | 65.240 |
| Kanton 10 | 21.958 | 9.377 | 58.450 | 30 | 19.875 |

Ukupna proizvodnja, tona

Total production, tons

| | | | | | |
|---------------------------------------|---------------|---------------|---------------|--------------|--------------|
| Federacija Bosne i Hercegovine | 37.932 | 13.028 | 35.586 | 5.552 | 2.612 |
| Unsko-sanski kanton | 1.465 | 423 | 2.446 | 6 | 454 |
| Kanton Posavski | 314 | 156 | 1.287 | 26 | 33 |
| Tuzlanski kanton | 16.850 | 6.913 | 16.785 | 172 | 374 |
| Zeničko-dobojski kanton | 3.398 | 1.209 | 2.382 | 22 | 142 |
| Bosansko-podrinjski kanton | 2.203 | 709 | 555 | 1 | 175 |
| Srednjobosanski kanton | 3.058 | 1.496 | 5.749 | 0 | 263 |
| Hercegovačko-neretvanski kanton | 6.785 | 85 | 3.329 | 5.143 | 98 |
| Zapadnohercegovački kanton | 462 | 56 | 293 | 172 | 180 |
| Kanton Sarajevo | 2.931 | 1.836 | 2.215 | 10 | 737 |
| Kanton 10 | 466 | 145 | 546 | - | 157 |

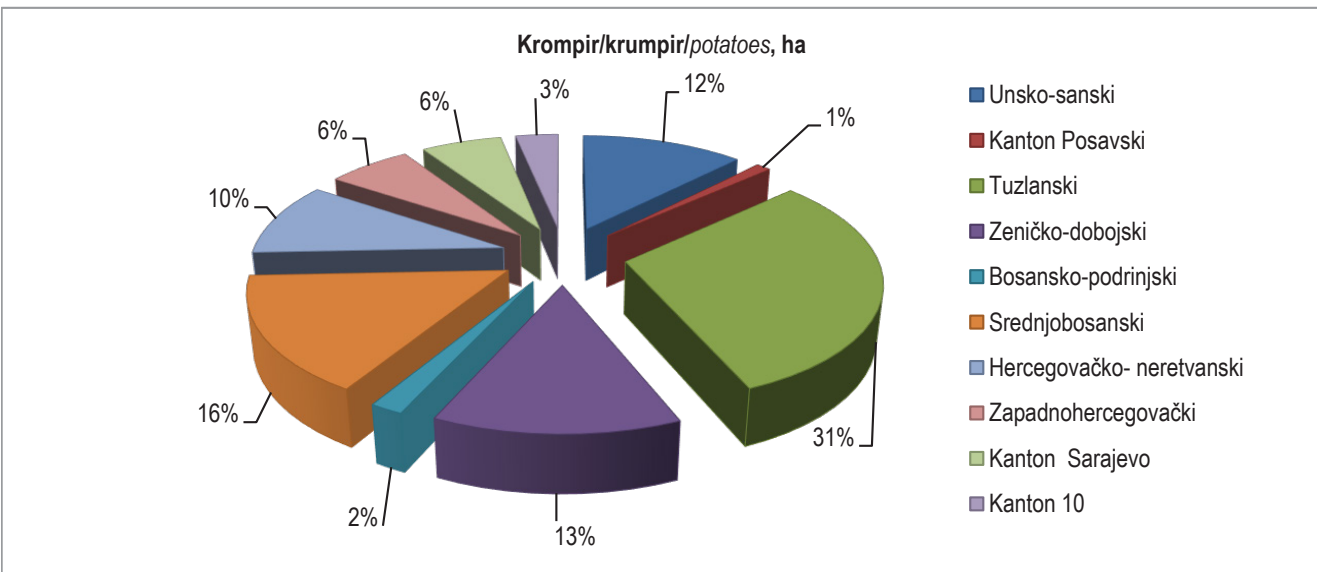
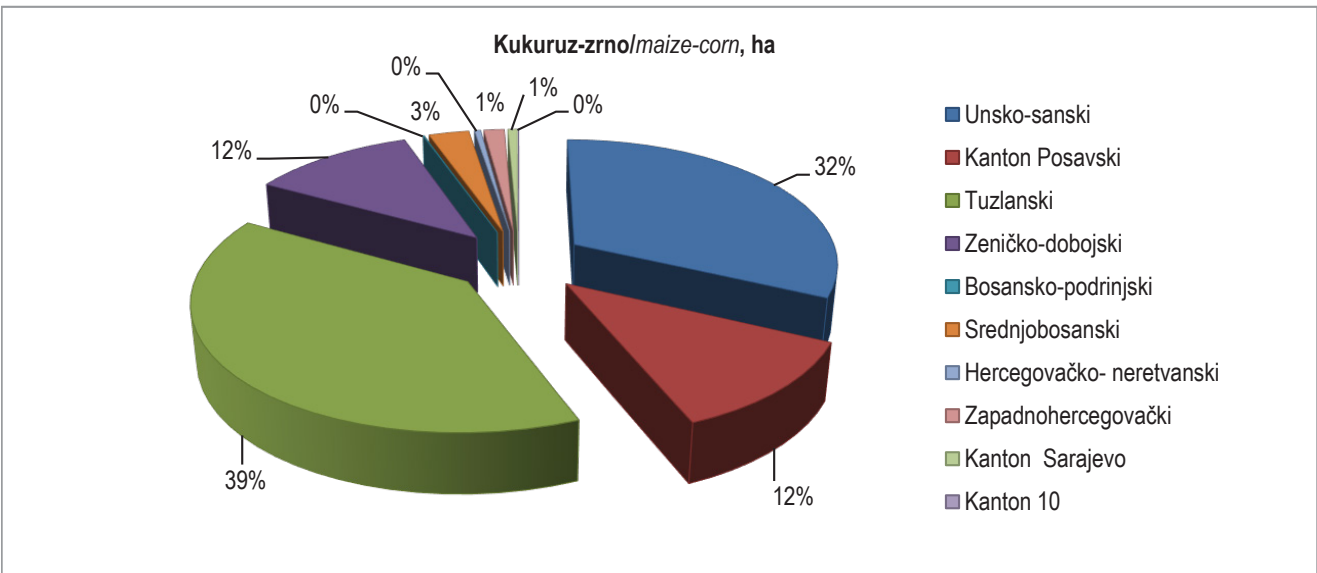
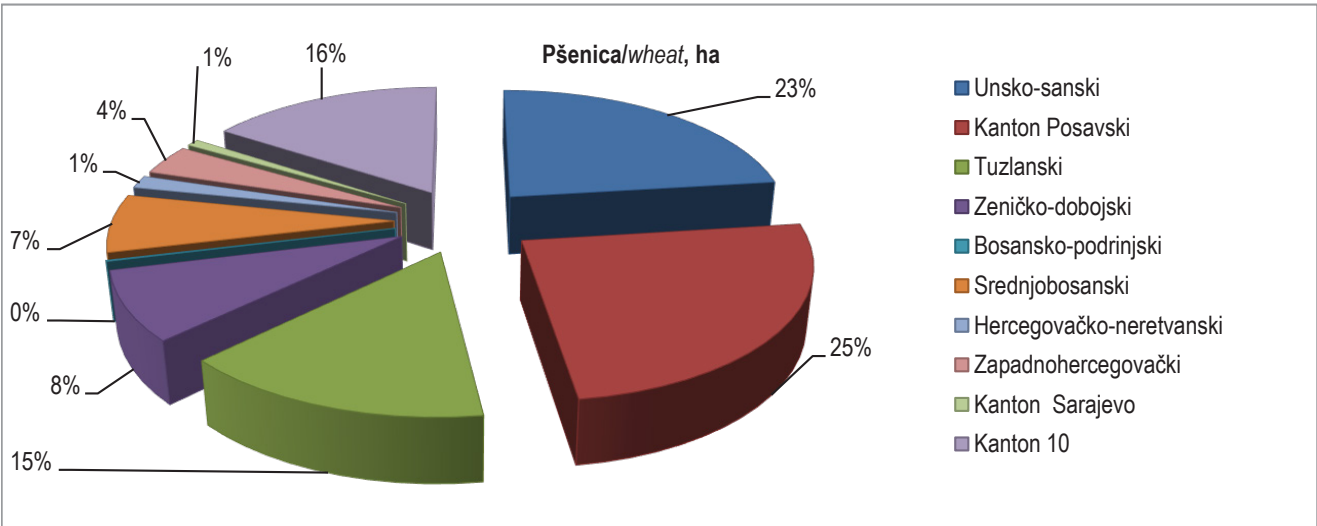
Prosječan prinos, kg po stablu

Yield kg/tree

| | | | | | |
|---------------------------------------|-------------|------------|------------|-------------|------------|
| Federacija Bosne i Hercegovine | 10,5 | 9,4 | 6,0 | 12,4 | 6,3 |
| Unsko-sanski kanton | 10,2 | 7,5 | 3,4 | 1,5 | 5,7 |
| Kanton Posavski | 7,3 | 9,3 | 7,9 | 6,9 | 5,7 |
| Tuzlanski kanton | 11,3 | 11,0 | 6,1 | 3,9 | 4,8 |
| Zeničko-dobojski kanton | 7,3 | 6,4 | 4,0 | 4,5 | 3,6 |
| Bosansko-podrinjski kanton | 17,9 | 12,5 | 2,9 | 3,1 | 4,2 |
| Srednjobosanski kanton | 11,6 | 12,3 | 11,3 | 4,6 | 8,9 |
| Hercegovačko-neretvanski kanton | 9,1 | 0,9 | 5,7 | 13,9 | 2,7 |
| Zapadnohercegovački kanton | 11,9 | 5,6 | 8,7 | 10,7 | 8,1 |
| Kanton Sarajevo | 10,7 | 8,8 | 6,6 | 2,1 | 11,3 |
| Kanton 10 | 21,2 | 15,4 | 9,3 | - | 7,9 |

ZASIJANE POVRŠINE GLAVNIH RATARSKIH USJEVA PO KANTONIMA, 2025

SOWN AREA WITH MAIN CROPS BY CANTONS, 2025



PRINOSI USJEVA, VOĆA I GROŽĐA PO KANTONIMA I OPĆINAMA U 2025. GODINI
CROP, FRUIT AND GRAPES PRODUCTION BY CANTONS AND MUNICIPALITIES IN 2025.

| | Pšenica <i>Wheat</i> | | Raž <i>Rye</i> | | Ječam <i>Barley</i> | | Zob <i>Oats</i> | | Kukuruz-zrno <i>Maize - grain</i> | |
|--|---|---|---|---|---|---|---|---|---|---|
| | ukupan prinos, t <i>total pro- duction, t</i> | prinos t/ha <i>yield t/ha</i> | ukupan prinos, t <i>total pro- duction, t</i> | prinos t/ha <i>yield t/ha</i> | ukupan prinos, t <i>total pro- duction, t</i> | prinos t/ha <i>yield t/ha</i> | ukupan prinos, t <i>total pro- duction, t</i> | prinos t/ha <i>yield t/ha</i> | ukupan prinos, t <i>total pro- duction, t</i> | prinos t/ha <i>yield t/ha</i> |
| UNSKO-SANSKI | | | | | | | | | | |
| KANTON | 19.631 | 4,6 | 1.094 | 3,4 | 5.484 | 4,6 | 6.258 | 4,0 | 78.737 | 6,5 |
| Bosanski Petrovac | 460 | 4,2 | 170 | 3,4 | 522 | 3,6 | 191 | 2,5 | 735 | 7,0 |
| Bužim | 311 | 4,5 | - | - | 206 | 4,5 | 57 | 4,4 | 1.250 | 5,0 |
| Grad Bihać | 2.345 | 3,3 | 27 | 3,0 | 231 | 3,0 | 190 | 2,5 | 3.752 | 6,3 |
| Grad Bosanska Krupa | 1.400 | 4,0 | 120 | 4,0 | 350 | 3,5 | 510 | 3,0 | 1.200 | 3,0 |
| Grad Cazin | 10.895 | 5,1 | 192 | 4,8 | 1.620 | 5,4 | 3.465 | 4,5 | 18.685 | 6,3 |
| Ključ | 150 | 5,0 | 20 | 4,0 | 275 | 5,5 | 307 | 4,4 | 3.212 | 8,0 |
| Sanski Most | 1.066 | 3,0 | 543 | 3,0 | 1.709 | 5,0 | 1.295 | 4,0 | 16.244 | 5,1 |
| Velika Kladuša | 3.005 | 6,0 | 22 | 4,0 | 572 | 4,5 | 244 | 4,4 | 33.660 | 8,0 |
| KANTON POSAVSKI | 23.301 | 5,1 | - | - | 3.199 | 4,5 | 256 | 3,2 | 16.852 | 3,7 |
| Domaljevac-Šamac | 1.500 | 5,0 | - | - | 500 | 5,0 | - | - | 2.046 | 6,0 |
| Grad Orašje | 12.285 | 5,6 | - | - | 1.856 | 4,8 | 136 | 3,5 | 5.173 | 2,9 |
| Odžak | 9.516 | 4,5 | - | - | 842 | 3,7 | 120 | 3,0 | 9.633 | 4,0 |
| TUZLANSKI | 12.171 | 4,8 | 629 | 3,6 | 3.688 | 3,5 | 851 | 3,1 | 55.983 | 3,8 |
| KANTON | | | | | | | | | | |
| Banovići | 296 | 3,8 | 8 | 2,7 | 10 | 3,2 | 24 | 2,4 | 558 | 1,8 |
| Čelić | 611 | 4,7 | 95 | 3,4 | 360 | 4,8 | 30 | 3,0 | 1.800 | 5,0 |
| Doboj Istok | 465 | 5,0 | - | - | 120 | 4,0 | 36 | 3,0 | 1.890 | 7,0 |
| Grad Gračanica | 1.375 | 5,0 | 43 | 2,5 | 501 | 5,5 | 28 | 4,0 | 13.750 | 5,0 |
| Grad Gradačac | 2.718 | 5,0 | - | - | 216 | 5,1 | 112 | 4,0 | 7.500 | 4,0 |
| Grad Lukavac | 2.642 | 4,7 | 240 | 4,0 | 237 | 4,5 | 70 | 3,5 | 8.000 | 4,0 |
| Grad Srebrenik | 232 | 5,3 | 22 | 3,4 | 83 | 4,9 | 81 | 4,5 | 6.504 | 3,5 |
| Grad Tuzla | 1.678 | 5,5 | 4 | 2,0 | 968 | 4,5 | 160 | 2,0 | 4.600 | 4,0 |
| Grad Živinice | 940 | 5,0 | 130 | 3,7 | 105 | 3,5 | 105 | 3,5 | 5.111 | 4,5 |
| Kalesija | 665 | 3,5 | 80 | 4,0 | 932 | 2,0 | 102 | 3,0 | 2.180 | 1,0 |
| Kladanj | 67 | 3,5 | - | - | 6 | 2,5 | 18 | 3,0 | 1.200 | 2,5 |
| Sapna | 98 | 3,5 | - | - | 76 | 4,0 | 5 | 1,5 | 250 | 2,5 |
| Teočak | 385 | 5,5 | 8 | 4,0 | 75 | 5,0 | 80 | 4,0 | 2.640 | 6,0 |
| ZENIČKO-DOBOJSKI | 6.222 | 4,0 | 231 | 3,4 | 1.496 | 3,5 | 439 | 3,1 | 17.443 | 4,0 |
| KANTON | | | | | | | | | | |
| Breza | 63 | 3,5 | - | - | 15 | 3,0 | - | - | - | - |
| Doboj Jug | 42 | 3,5 | - | - | 9 | 3,0 | 3 | 3,0 | 65 | 1,0 |
| Grad Visoko | 920 | 4,0 | 30 | 3,0 | 120 | 3,0 | - | - | 875 | 2,5 |
| Grad Zavidovići | 60 | 4,0 | 4 | 4,0 | 12 | 4,0 | 9 | 3,0 | 620 | 4,0 |
| Grad Zenica | 1.000 | 4,0 | 54 | 3,0 | 84 | 2,0 | 88 | 2,0 | 315 | 1,5 |
| Kakanj | 630 | 4,5 | 3 | 3,0 | 135 | 3,0 | 27 | 3,0 | 875 | 5,0 |
| Maglaj | 194 | 3,6 | 18 | 2,5 | 67 | 3,2 | 9 | 2,3 | 477 | 3,2 |
| Olovo | 40 | 4,0 | - | - | 5 | 1,0 | 8 | 2,0 | 12 | 4,0 |
| Tešanj | 960 | 4,0 | - | - | 294 | 4,2 | 160 | 4,0 | 8.800 | 5,5 |
| Usora | 2.200 | 4,0 | 120 | 4,0 | 600 | 4,0 | 120 | 4,0 | 4.500 | 3,0 |
| Vareš | 5 | 2,5 | - | - | 8 | 2,5 | 10 | 2,5 | 2 | 1,0 |
| Žepče | 108 | 4,0 | 2 | 2,0 | 147 | 3,5 | 5 | 1,5 | 902 | 5,5 |
| BOSANSKO- PODRINJSKI KANTON | 90 | 3,9 | 6 | 3,0 | 25 | 3,0 | - | - | 38 | 1,5 |
| Foča | 9 | 4,0 | - | - | 10 | 3,4 | - | - | - | - |
| Grad Goražde | 80 | 4,0 | 6 | 3,0 | 15 | 3,0 | - | - | 35 | 1,4 |
| Pale | 1 | 1,0 | - | - | 1 | 1,0 | - | - | 3 | 6,0 |

PRINOSI USJEVA, VOĆA I GROŽĐA PO KANTONIMA I OPĆINAMA U 2025. GODINI (nastavak)
CROP, FRUIT AND GRAPES PRODUCTION BY CANTONS AND MUNICIPALITIES IN 2025. (continued)

| | Pšenica <i>Wheat</i> | | Raž <i>Rye</i> | | Ječam <i>Barley</i> | | Zob <i>Oats</i> | | Kukuruz-zrno <i>Maize - grain</i> | |
|---|---|---|---|---|---|---|---|---|---|---|
| | ukupan prinos, t <i>total pro- duction, t</i> | prinos t/ha <i>yield t/ha</i> | ukupan prinos, t <i>total pro- duction, t</i> | prinos t/ha <i>yield t/ha</i> | ukupan prinos, t <i>total pro- duction, t</i> | prinos t/ha <i>yield t/ha</i> | ukupan prinos, t <i>total pro- duction, t</i> | prinos t/ha <i>yield t/ha</i> | ukupan prinos, t <i>total pro- duction, t</i> | prinos t/ha <i>yield t/ha</i> |
| SREDNJOBOSANSKI KANTON | 4.141 | 3,2 | 1.035 | 3,3 | 3.077 | 3,2 | 958 | 3,1 | 2.116 | 2,0 |
| Bugojno | 646 | 3,8 | 480 | 4,0 | 924 | 4,2 | 451 | 4,1 | 400 | 4,0 |
| Busovača | 620 | 4,0 | 86 | 2,6 | 93 | 2,5 | - | - | 470 | 1,0 |
| Dobretići | - | - | - | - | - | - | - | - | 2 | 6,0 |
| Donji Vakuf | 144 | 4,0 | 50 | 5,0 | 92 | 4,0 | 24 | 4,0 | 124 | 4,0 |
| Fojnica | 297 | 3,3 | 55 | 2,2 | 90 | 3,0 | 45 | 3,0 | 81 | 2,7 |
| Gornji Vakuf-Uskoplje | 836 | 3,8 | 101 | 3,6 | 741 | 3,9 | 98 | 3,5 | 20 | 2,5 |
| Jajce | 213 | 2,5 | - | - | 150 | 2,0 | 33 | 1,5 | 477 | 2,2 |
| Kiseljak | 152 | 3,0 | 150 | 3,0 | 245 | 3,5 | 120 | 3,0 | 189 | 2,7 |
| Kreševo | 49 | 3,0 | 15 | 3,0 | 26 | 2,0 | 14 | 2,0 | 52 | 4,0 |
| Grad Novi Travnik | 220 | 2,0 | 60 | 2,0 | 300 | 2,0 | 100 | 2,0 | 60 | 2,0 |
| Travnik | 660 | 2,2 | 26 | 2,6 | 364 | 2,6 | 69 | 2,1 | 225 | 2,5 |
| Vitez | 305 | 4,4 | 12 | 4,0 | 53 | 3,5 | 4 | 2,0 | 15 | 1,5 |
| HERCEGOVAČKO- NERETVANSKI KANTON | 715 | 3,3 | 131 | 3,3 | 460 | 2,6 | 42 | 2,1 | 604 | 3,7 |
| Čitluk | 100 | 4,0 | - | - | 168 | 4,0 | - | - | 90 | 5,0 |
| Grad Čapljina | 143 | 3,4 | 7 | 3,5 | 25 | 3,5 | 9 | 3,0 | 464 | 4,1 |
| Grad Konjic | 2 | 2,0 | 2 | 2,0 | 68 | 1,8 | 2 | 1,2 | 8 | 2,0 |
| Grad Mostar | 76 | 2,3 | 16 | 2,0 | 14 | 2,0 | 10 | 2,0 | 23 | 1,2 |
| Grad Stolac | 204 | 3,0 | - | - | 72 | 3,0 | 12 | 3,0 | 3 | 3,0 |
| Jablanica | 8 | 2,0 | 5 | 1,8 | 2 | 1,8 | 5 | 1,2 | 5 | 2,5 |
| Neum | 20 | 5,0 | - | - | 12 | 4,0 | 3 | 3,0 | 6 | 6,0 |
| Prozor | 2 | 2,0 | 1 | 1,0 | 39 | 1,0 | 1 | 1,0 | 5 | 1,0 |
| Ravno | 160 | 4,0 | 100 | 4,0 | 60 | 4,0 | - | - | - | - |
| ZAPADNO- HERCEGOVAČKI KANTON | 2.093 | 3,1 | 184 | 2,8 | 1.606 | 2,8 | 24 | 2,2 | 1.642 | 3,0 |
| Grad Ljubuški | 450 | 3,0 | - | - | 450 | 3,0 | - | - | 500 | 5 |
| Grad Široki Brijeg | 1.065 | 3,0 | - | - | 675 | 2,5 | 8 | 2,8 | 702 | 3,0 |
| Grude | 252 | 2,8 | 182 | 2,8 | 283 | 2,8 | 12 | 2,0 | 400 | 2,0 |
| Posušje | 326 | 3,7 | 2 | 2,2 | 198 | 3,2 | 4 | 2,0 | 40 | 4,0 |
| KANTON SARAJEVO | 569 | 3,9 | 162 | 3,4 | 684 | 3,7 | 295 | 3,1 | 722 | 2,9 |
| Centar Sarajevo | - | - | - | - | - | - | - | - | 2 | 2,0 |
| Hadžići | 59 | 2,8 | 25 | 2,5 | 21 | 2,3 | 24 | 2,2 | 18 | 3,0 |
| Ilidža | 88 | 3,5 | 10,0 | 2,5 | 42 | 3,0 | 16 | 2,0 | 175 | 2,5 |
| Ilijaš | 400 | 5 | 124 | 4,8 | 600 | 3,9 | 241 | 3,9 | 480 | 3,0 |
| Novi Grad Sarajevo | 13 | 4,2 | - | - | 12 | 4,1 | 5 | 2,4 | 32 | 4,5 |
| Novo Sarajevo | - | - | - | - | - | - | - | - | - | - |
| Stari Grad Sarajevo | - | - | - | - | - | - | - | - | - | - |
| Trnovo | 6 | 2,0 | 2 | 2,0 | 8 | 2,0 | 8 | 2,0 | 15 | 3,0 |
| Vogošća | 4 | 0,3 | 1 | 0,2 | 0 | 0,1 | 2 | 0,2 | - | - |
| KANTON 10 | 10.395 | 3,8 | 2.640 | 3,4 | 6.497 | 3,2 | 1.845 | 2,7 | 13 | 1,2 |
| Bosansko Grahovo | 88 | 2,2 | 30 | 1,6 | 22 | 1,6 | 8 | 1,5 | - | - |
| Drvar | 1 | 0,5 | 0 | 0,4 | 12 | 0,4 | 1 | 0,3 | 1 | 0,6 |
| Glamoč | 5.215 | 3,7 | 561 | 3,5 | 3.289 | 3,3 | 180 | 3,0 | - | - |
| Gard Livno | 758 | 3,8 | 93 | 3,5 | 473 | 3,3 | 150 | 3,0 | 12 | 1,3 |
| Kupres | 505 | 2,0 | 335 | 2,7 | 542 | 2,0 | 332 | 1,9 | - | - |
| Tomislavgrad | 3.827 | 4,6 | 1.622 | 3,7 | 2.158 | 3,6 | 1.175 | 3,0 | - | - |

PRINOSI USJEVA, VOĆA I GROŽĐA PO KANTONIMA I OPĆINAMA U 2025. GODINI (nastavak)
CROP, FRUIT AND GRAPES PRODUCTION BY CANTONS AND MUNICIPALITIES IN 2025. (continued)

| | Krompir/kumpir | | Grah | | Luk crni | | Kupus | | Paradajz/rajčica | |
|--|---|---------------------------------|---|---------------------------------|---|-----------------------|---|---------------------------------|---|---------------------------------|
| | Potato | | Bean | | Onion | | Cabbage | | Tomato | |
| | ukupan prinos, t total pro- duction, t | prinos t/ha yield t/ha | ukupan prinos, t total pro- duction, t | prinos t/ha yield t/ha | ukupan prinos, t total pro- duction, t | t/ha yield t/ha | ukupan prinos, t total pro- duction, t | prinos t/ha yield t/ha | ukupan prinos, t total pro- duction, t | prinos t/ha yield t/ha |
| UNSKO-SANSKI KANTON | 17.725 | 7,5 | 1.811 | 1,5 | 1.853 | 6,7 | 1.587 | 8,6 | 1.792 | 10,0 |
| Bosanski Petrovac | 2.000 | 10,0 | 54 | 1,5 | 130 | 5,0 | - | - | 17 | 8,0 |
| Bužim | 336 | 3,5 | - | - | 13 | 5,0 | 0 | 0,5 | 51 | 14,5 |
| Grad Bihać | 595 | 22,5 | 14 | 2,3 | 74 | 13,5 | 290 | 20,0 | 228 | 38,0 |
| Grad Bosanska Krupa | 350 | 7,0 | 55 | 1,1 | 50 | 5,0 | 50 | 5,0 | 100 | 10,0 |
| Grad Cazin | 5.200 | 8,0 | 420 | 1,1 | 828 | 9,0 | 80 | 8,0 | 320 | 16,0 |
| Ključ | 450 | 6,0 | 26 | 0,7 | 26 | 2,0 | 28 | 4,0 | 90 | 6,0 |
| Sanski Most | 8.169 | 8,0 | 897 | 2,0 | 673 | 5,9 | 1.107 | 8,2 | 660 | 5,8 |
| Velika Kladuša | 625 | 2,5 | 345 | 1,5 | 60 | 4,0 | 32 | 4,0 | 327 | 35,3 |
| KANTON POSAVSKI | 1.356 | 6,4 | 64 | 0,9 | 260 | 5,8 | 722 | 10,3 | 794 | 8,3 |
| Domaljevac-Šamac | 50 | 2,0 | 20 | 1,0 | 20 | 2,0 | 30 | 3,0 | 40 | 2,0 |
| Grad Orašje | 648 | 7,2 | 14 | 0,5 | 210 | 7,0 | 107 | 7,1 | 404 | 10,1 |
| Odžak | 658 | 6,9 | 31 | 1,3 | 30 | 6,0 | 585 | 13,0 | 350 | 10,0 |
| TUZLANSKI KANTON | 44.456 | 7,8 | 414 | 1,1 | 3.936 | 7,7 | 2.146 | 5,1 | 2.310 | 4,6 |
| Banovići | 1.416 | 4,8 | 27 | 0,5 | 9 | 1,5 | 9 | 3,0 | 34 | 2,0 |
| Čelić | 180 | 3,0 | 29 | 1,0 | 36 | 3,0 | 35 | 7,0 | 90 | 6,0 |
| Doboj Istok | 4.015 | 24,6 | 30 | 3,0 | 150 | 15,0 | 100 | 20,0 | 33 | 15,3 |
| Grad Gračanica | 9.000 | 10,0 | 31 | 2,1 | 720 | 8,0 | 210 | 14,0 | 420 | 12,0 |
| Grad Gradačac | 2.160 | 9,0 | 62 | 1,0 | 441 | 7,0 | 1.100 | 5,0 | 76 | 2,0 |
| Grad Lukavac | 7.040 | 8,3 | 4 | 0,1 | 76 | 2,5 | 137 | 1,4 | 328 | 3,3 |
| Grad Srebrenik | 4.180 | 11,0 | 66 | 1,8 | 576 | 8,0 | 150 | 5,0 | 224 | 4,0 |
| Grad Tuzla | 6.200 | 10,0 | 45 | 1,5 | 1.420 | 20,0 | 300 | 15,0 | 550 | 10,0 |
| Grad Živinice | 3.200 | 3,2 | 10 | 0,2 | 189 | 2,7 | 4 | 0,4 | 390 | 3,0 |
| Kalesija | 3.280 | 4,0 | 28 | 0,5 | 104 | 2,0 | 80 | 10,0 | 48 | 1,0 |
| Kladanj | 2.070 | 4,5 | 60 | 6,0 | 90 | 5,0 | 6 | 6,0 | 6 | 3,0 |
| Sapna | 90 | 3,0 | 2 | 0,7 | 5 | 1,0 | 15 | 15,0 | 36 | 12,0 |
| Teočak | 1.625 | 25,0 | 20 | 2,0 | 120 | 12,0 | - | - | 75 | 15,0 |
| ZENIČKO-DOBOJSKI KANTON | 11.902 | 4,7 | 678 | 1,3 | 6.152 | 5,7 | 1.979 | 12,3 | 1.970 | 7,1 |
| Breza | 222 | 3,0 | 3 | 1,0 | 42 | 3,0 | 2 | 2,0 | 15 | 3,0 |
| Doboj Jug | 45 | 1,5 | - | - | 2 | 1,0 | 1 | 1,0 | 4 | 1,0 |
| Grad Visoko | 2.400 | 3,0 | 210 | 1,0 | 135 | 3,0 | 400 | 10,0 | 630 | 9,0 |
| Grad Zavidovići | 1.080 | 12,0 | 95 | 1,7 | 750 | 25,0 | 200 | 25,0 | 600 | 20,0 |
| Grad Zenica | 2.493 | 4,0 | 200 | 2,0 | 4.683 | 5,5 | 749 | 22,0 | 347 | 5,1 |
| Kakanj | 1.100 | 5,0 | 68 | 1,2 | 140 | 3,5 | 36 | 4,0 | 72 | 3,1 |
| Maglaj | 886 | 5,4 | 10 | 0,4 | 70 | 2,8 | 39 | 3,5 | 42 | 3,8 |
| Olovo | 500 | 20,0 | 12 | 4,0 | 80 | 8,0 | 10 | 10,0 | 7 | 7,0 |
| Tešanj | 1.170 | 4,5 | 20 | 0,5 | 180 | 4,0 | 517 | 11,0 | 118 | 4,6 |
| Usora | 113 | 2,5 | 2 | 0,3 | 9 | 3,0 | 8 | 2,5 | 6 | 2,0 |
| Vareš | 1.241 | 20,0 | 10 | 1,0 | 12 | 3,0 | 8 | 2,0 | 50 | 10,0 |
| Žepče | 653 | 4,5 | 48 | 2,0 | 50 | 4,5 | 10 | 5,0 | 80 | 2,5 |
| BOSANSKO- PODRINJSKI KANTON | 5.769 | 16,7 | 35 | 1,0 | 118 | 6,2 | 271 | 9,0 | 254 | 7,9 |
| Foča | 724 | 14,8 | 6 | 0,9 | 28 | 7,0 | 15 | 15,0 | 29 | 7,2 |
| Grad Goražde | 4.680 | 18,0 | 12 | 0,6 | 60 | 5,0 | 200 | 8,0 | 150 | 6,0 |
| Pale | 365 | 10,0 | 17 | 2,1 | 30 | 10,0 | 56 | 14,0 | 75 | 25,0 |

PRINOSI USJEVA, VOĆA I GROŽĐA PO KANTONIMA I OPĆINAMA U 2025. GODINI (nastavak)
CROP, FRUIT AND GRAPES PRODUCTION BY CANTONS AND MUNICIPALITIES IN 2025. (continued)

| | Krompir/krumpir | | Grah | | Luk crni | | Kupus | | Paradajz/rajčica | |
|---|---|---------------------------------|---|---------------------------------|---|---------------------------------|---|---------------------------------|---|---------------------------------|
| | Potato | | Bean | | Onion | | Cabbage | | Tomato | |
| | ukupan prinos, t total pro- duction, t | prinos t/ha yield t/ha | ukupan prinos, t total pro- duction, t | prinos t/ha yield t/ha | ukupan prinos, t total pro- duction, t | prinos t/ha yield t/ha | ukupan prinos, t total pro- duction, t | prinos t/ha yield t/ha | ukupan prinos, t total pro- duction, t | prinos t/ha yield t/ha |
| SREDNJOBOSANSKI KANTON | 17.810 | 5,9 | 1.499 | 2,5 | 2.537 | 6,5 | 8.388 | 15,0 | 597 | 6,5 |
| Bugojno | 2.932 | 13,0 | 120 | 2,2 | 880 | 11,0 | 1.856 | 14,1 | 140 | 14,0 |
| Busovača | 1.296 | 3,6 | 148 | 1,0 | 33 | 2,2 | 128 | 7,1 | 65 | 3,4 |
| Dobretići | 290 | 14,5 | 3 | 6,0 | 3 | 6,0 | - | - | 1 | 3,0 |
| Donji Vakuf | 132 | 1,5 | 62 | 2,0 | 276 | 6,0 | 720 | 20,0 | 60 | 20,0 |
| Fojnica | 4.150 | 8,3 | 125 | 2,5 | 140 | 3,5 | 80 | 16,0 | 24 | 6,0 |
| Gornji Vakuf-Uskoplje | 3.830 | 5,0 | 15 | 1,0 | 300 | 12,0 | 2.700 | 18,0 | 24 | 12,0 |
| Jajce | 1.625 | 3,8 | 841 | 4,9 | 88 | 1,8 | 1.892 | 44,0 | 43 | 3,1 |
| Kiseljak | 1.105 | 9,1 | 87 | 4,4 | 700 | 10,0 | 600 | 12,0 | 64 | 8,0 |
| Kreševo | 520 | 4,0 | 31 | 1,2 | 26 | 2,0 | 72 | 3,0 | 7 | 1,0 |
| Grad Novi Travnik | 1.050 | 7,0 | 30 | 1,2 | 30 | 3,0 | 100 | 10,0 | 20 | 4,0 |
| Travnik | 805 | 3,5 | 38 | 0,7 | 57 | 1,5 | 225 | 2,5 | 144 | 8,0 |
| Vitez | 75 | 15,0 | - | - | 4 | 2,0 | 15 | 10,0 | 6 | 3,0 |
| HERCEGOVAČKO- NERETVANSKI KANTON | 24.057 | 12,4 | 411 | 2,9 | 3.355 | 8,0 | 10.939 | 40,2 | 10.619 | 26,7 |
| Čitluk | 5.250 | 15,0 | 79 | 2,9 | 750 | 25,0 | 150 | 15,0 | 450 | 15,0 |
| Grad Čapljina | 8.407 | 30,0 | 18 | 1,8 | 210 | 35,0 | 7.159 | 55,0 | 7.006 | 50,0 |
| Grad Konjic | 1.435 | 7,0 | 18 | 1,5 | 1.395 | 9,0 | 240 | 24,0 | 1.680 | 21,0 |
| Grad Mostar | 5.761 | 7,4 | 265 | 2,1 | 625 | 5,6 | 2.092 | 39,8 | 306 | 3,8 |
| Grad Stolac | 1.950 | 15,0 | 8 | 2,5 | 48 | 6,0 | 1.000 | 40,0 | 923 | 29,8 |
| Jablanica | 924 | 7,0 | 14 | 1,0 | 300 | 10,0 | 192 | 8,0 | 160 | 8,0 |
| Neum | 210 | 35,0 | - | - | 2 | 1,0 | 45 | 45,0 | 80 | 40,0 |
| Prozor | 60 | 1,0 | 10 | 1,0 | 15 | 1,0 | 45 | 3 | 14 | 1,0 |
| Ravno | 60 | 12,0 | - | - | 10 | 5,0 | 16 | 4,0 | - | - |
| ZAPADNO- HERCEGOVAČKI KANTON | 9.303 | 7,6 | 108 | 2,3 | 1.055 | 9,3 | 1.055 | 12,9 | 322 | 2,4 |
| Grad Ljubuški | 6.380 | 22,0 | 50 | 3,8 | 896 | 16,0 | 660 | 22,0 | 162 | 2,7 |
| Grad Široki Brijeg | 1.230 | 3,0 | 12 | 2,0 | 39 | 1,3 | 45 | 3,0 | 92 | 1,5 |
| Grude | 1.105 | 2,6 | 30 | 1,5 | 71 | 3,4 | 30 | 6,0 | 52 | 4,0 |
| Posušje | 588 | 6,0 | 16 | 2,1 | 49 | 7,0 | 320 | 10,0 | 16 | 8,0 |
| KANTON SARAJEVO | 7.579 | 6,5 | 336 | 1,6 | 1.017 | 4,8 | 584 | 4,0 | 479 | 4,5 |
| Centar Sarajevo | 119 | 7,0 | - | - | 50 | 5,0 | 6 | 6,0 | 9 | 4,5 |
| Hadžići | 3.400 | 10,0 | 126 | 3,6 | 78 | 6,0 | 48 | 6,0 | 32 | 4,0 |
| Ilidža | 1.280 | 5,0 | 62 | 0,8 | 480 | 5,0 | 136 | 2,0 | 188 | 4,0 |
| Ilijaš | 1.510 | 4,9 | 70 | 1,0 | 70 | 2,0 | 240 | 6,0 | 100 | 4,0 |
| Novi Grad Sarajevo | 334 | 10,8 | 27 | 3,4 | 121 | 6,9 | 105 | 8,1 | 109 | 10,9 |
| Novo Sarajevo | 42 | 7,0 | - | - | 1 | 2,5 | - | - | 2 | 3,0 |
| Stari Grad Sarajevo | 380 | 10,0 | 30 | 3,0 | 160 | 8,0 | 48 | 4,0 | 36 | 4,0 |
| Trnovo | 450 | 9,0 | 20 | 2,0 | 54 | 6,0 | - | - | - | - |
| Vogošća | 65 | 0,5 | 1 | 0,1 | 2 | 0,2 | 1 | 0,2 | 3 | 0,5 |
| KANTON 10 | 11.786 | 18,9 | 45 | 1,9 | 344 | 5,2 | 665 | 20,6 | 29 | 15,0 |
| Bosansko Grahovo | 1.240 | 17,7 | 8 | 3,9 | 7 | 3,7 | 21 | 14,0 | - | - |
| Drvar | 25 | 5,0 | 6 | 0,8 | 5 | 2,3 | 4 | 2,5 | 14 | 17,0 |
| Glamoč | 7.988 | 21,7 | 21 | 3,0 | 240 | 4,6 | - | - | - | - |
| Grad Livno | 186 | 20,0 | 2 | 1,2 | 15 | 3,7 | 65 | 15,0 | 0 | 2,0 |
| Kupres | 1.692 | 12,2 | - | - | 20 | 10,0 | - | - | - | - |
| Tomislavgrad | 655 | 21,0 | 8 | 2,1 | 57 | 15,4 | 575 | 23,0 | 15 | 15,0 |

PRINOSI USJEVA, VOĆA I GROŽĐA PO KANTONIMA I OPĆINAMA U 2025. GODINI (nastavak)
CROP, FRUIT AND GRAPES PRODUCTION BY CANTONS AND MUNICIPALITIES IN 2025. (continued)

| | Djetelina <i>Clover</i> | | Lucerka/lucerna <i>Lucerne</i> | | Kukuruz, zeleni <i>Maize, green</i> | | Stočna repa <i>Forage beet</i> | | Trav. djet. smjese <i>Grass.clov.mixtures</i> | |
|--|---|---|---|---|---|---|---|---|---|---|
| | ukupan prinos, t <i>total pro- duction, t</i> | prinos t/ha <i>yield t/ha</i> | ukupan prinos, t <i>total pro- duction, t</i> | prinos t/ha <i>yield t/ha</i> | ukupan prinos, t <i>total pro- duction, t</i> | prinos t/ha <i>yield t/ha</i> | ukupan prinos, t <i>total pro- duction, t</i> | prinos t/ha <i>yield t/ha</i> | ukupan prinos, t <i>total pro- duction, t</i> | prinos t/ha <i>yield t/ha</i> |
| UNSKO-SANSKI KANTON | 6.573 | 3,4 | 6.872 | 3,5 | 108.902 | 16,1 | - | - | 8.872 | 3,5 |
| Bosanski Petrovac | - | - | - | - | 5.500 | 26,2 | - | - | 270 | 6,0 |
| Bužim | 2.640 | 4,0 | 2.360 | 4,0 | 1.500 | 3,0 | - | - | 2.555 | 3,5 |
| Grad Bihać | 144 | 18,0 | 57 | 19 | 7.434 | 42,0 | - | - | 1.240 | 10,0 |
| Grad Bosanska Krupa | 2.000 | 2,5 | 2.000 | 2,5 | 14.275 | 16,5 | - | - | 1.975 | 2,4 |
| Grad Cazin | 420 | 4,2 | 950 | 5,0 | 43.625 | 19,7 | - | - | 1.800 | 4,0 |
| Ključ | 345 | 5,0 | 455 | 5,0 | 7.780 | 16,1 | - | - | 345 | 4,0 |
| Sanski Most | 624 | 2,9 | 550 | 3,2 | 24.688 | 15,1 | - | - | 640 | 2,8 |
| Velika Kladuša | 400 | 4,0 | 500 | 5,0 | 4.100 | 6,0 | - | - | 48 | 3,0 |
| KANTON POSAVSKI | 1.439 | 6,1 | 1.392 | 4,6 | 14.652 | 26,2 | 75 | 15,0 | 1.055 | 6,8 |
| Domaljevac-Šamac | - | - | - | - | - | - | - | - | - | - |
| Grad Orašje | 39 | 1,1 | 132 | 1,1 | 1.000 | 25 | 75 | 15,0 | 5 | 1,0 |
| Odžak | 1.400 | 7,0 | 1.260 | 7,0 | 13.652 | 26,3 | - | - | 1.050 | 7,0 |
| TUZLANSKI KANTON | 5.497 | 3,1 | 5.422 | 3,1 | 202.814 | 17,9 | 357 | 14,9 | 7.306 | 2,9 |
| Banovići | 8 | 2,0 | 4 | 2,0 | 175 | 5,0 | - | - | 20 | 4,0 |
| Čelić | 300 | 2,0 | 300 | 2,0 | 2.145 | 6,5 | - | - | 375 | 2,5 |
| Doboj Istok | 735 | 3,5 | 640 | 4,0 | 3.470 | 25,0 | - | - | 600 | 2,0 |
| Grad Gračanica | 1.425 | 3,7 | 1.151 | 3,9 | 16.000 | 20,0 | 120 | 12,0 | 1.515 | 3,0 |
| Grad Gradačac | 220 | 4,0 | 120 | 5,0 | 74.750 | 29,7 | 32 | 8,0 | 670 | 4,4 |
| Grad Lukavac | 14 | 2,0 | 25 | 1,7 | 6.480 | 5,4 | - | - | 28 | 2,5 |
| Grad Srebrenik | 307 | 1,6 | 437 | 1,8 | 2.400 | 16,0 | 80 | 16,0 | 287 | 1,5 |
| Grad Tuzla | 605 | 5,0 | 475 | 5,0 | 26.000 | 20,0 | 125 | 25,0 | 2.100 | 5,0 |
| Grad Živinice | 120 | 3,0 | - | - | 7.789 | 5,6 | - | - | 221 | 2,5 |
| Kalesija | 300 | 3,0 | 780 | 3,0 | 60.540 | 18,6 | - | - | 1.000 | 2,6 |
| Kladanj | 123 | 2,8 | 8 | 2,8 | 5 | 2,5 | - | - | 5 | 2,5 |
| Sapna | 260 | 1,0 | 245 | 1,0 | 360 | 4,0 | - | - | 275 | 1,0 |
| Teočak | 1.080 | 6,0 | 1.238 | 5,5 | 2.700 | 30,0 | - | - | 210 | 3,0 |
| ZENIČKO-DOBOJSKI KANTON | 7.617 | 2,7 | 6.504 | 2,9 | 12.193 | 10,2 | 1.362 | 7,4 | 8.336 | 1,8 |
| Breza | 560 | 2,0 | 600 | 2,0 | 240 | 2,0 | 250 | 5,0 | 400 | 2,0 |
| Doboj Jug | 176 | 2,0 | 196 | 2,0 | 60 | 1,2 | - | - | - | - |
| Grad Visoko | 1.056 | 3,0 | 855 | 3,0 | 8.081 | 12,6 | 240 | 8,0 | 2.348 | 1,3 |
| Grad Zavidovići | 470 | 2,0 | 54 | 2,0 | 100 | 10,0 | 120 | 10,0 | 2.400 | 2,0 |
| Grad Zenica | 25 | 1,0 | 5 | 1,5 | 270 | 7,3 | 198 | 9,0 | 62 | 1,7 |
| Kakanj | 900 | 3,0 | 1.120 | 3,5 | 1.350 | 18,0 | 60 | 6,0 | 520 | 2,0 |
| Maglaj | 160 | 1,7 | 111 | 1,7 | 490 | 7,0 | 24 | 3,0 | 234 | 1,4 |
| Olovo | - | - | - | - | 30 | 15 | 15 | 15,0 | - | - |
| Tešanj | 3.900 | 3,0 | 3.300 | 3,0 | 792 | 9,0 | 450 | 9,0 | 1.800 | 3,0 |
| Usora | 180 | 4,0 | 120 | 4,0 | 280 | 4,0 | - | - | 88 | 3,5 |
| Vareš | 14 | 3,5 | 4 | 3,5 | 10 | 10,0 | 5 | 5,0 | 165 | 3,0 |
| Žepče | 176 | 3,5 | 140 | 3,5 | 490 | 15,8 | - | - | 320 | 3,2 |
| BOSANSKO- PODRINJSKI KANTON | 208 | 3,8 | 2.990 | 4,0 | 376 | 20,3 | 57 | 12,7 | 148 | 3,9 |
| Foča | 45 | 3,0 | 70 | 3,5 | 10 | 5,0 | - | - | 70 | 3,5 |
| Grad Goražde | 123 | 3,5 | 2.880 | 4,0 | 270 | 18,0 | 36 | 12,0 | 36 | 3,0 |
| Pale | 40 | 8,0 | 40 | 8,0 | 96 | 64,0 | 21 | 14,0 | 42 | 7,0 |

PRINOSI USJEVA, VOĆA I GROŽĐA PO KANTONIMA I OPĆINAMA U 2025. GODINI (nastavak)
CROP, FRUIT AND GRAPES PRODUCTION BY CANTONS AND MUNICIPALITIES IN 2025. (continued)

| | Djetelina <i>Clover</i> | | Lucerka/lucerna <i>Lucerne</i> | | Kukuruz, zeleni <i>Maize, green</i> | | Stočna repa <i>Forage beet</i> | | Trav.djet. smjese <i>Grass.clov.mixtures</i> | |
|---|---|---|---|---|---|---|---|---|---|---|
| | ukupan prinos, t <i>total pro- duction, t</i> | prinos t/ha <i>yield t/ha</i> | ukupan prinos, t <i>total pro- duction, t</i> | prinos t/ha <i>yield t/ha</i> | ukupan prinos, t <i>total pro- duction, t</i> | prinos t/ha <i>yield t/ha</i> | ukupan prinos, t <i>total pro- duction, t</i> | prinos t/ha <i>yield t/ha</i> | ukupan prinos, t <i>total pro- duction, t</i> | prinos t/ha <i>yield t/ha</i> |
| SREDNJOBOSANSKI KANTON | 6.774 | 3,9 | 6.310 | 4,2 | 23.598 | 21,4 | 1.487 | 10,5 | 4.836 | 3,3 |
| Bugojno | 1.824 | 4,0 | 2.718 | 4,5 | 7.620 | 27,2 | 380 | 19,0 | 588 | 4,2 |
| Busovača | 240 | 2,0 | 8 | 0,6 | 1.425 | 19,0 | 190 | 10,0 | 149 | 2,4 |
| Dobretići | 0 | 3,0 | - | - | - | - | 30 | 10,0 | - | - |
| Donji Vakuf | 80 | 4,0 | 32 | 4,0 | 540 | 15,0 | 20 | 20,0 | 2 | 4,0 |
| Fojnica | 186 | 3,1 | 93 | 3,1 | 420 | 14,0 | 80 | 8,0 | 165 | 3,0 |
| Gornji Vakuf-Uskoplje | 3.032 | 4,3 | 2.256 | 4,0 | 1.190 | 14,0 | 56 | 7,0 | 3.276 | 3,5 |
| Jajce | 215 | 4,3 | 163 | 6,5 | 1.855 | 35,0 | 170 | 10,0 | 48 | 2,5 |
| Kiseljak | 135 | 3,0 | 116 | 2,9 | 2.250 | 15,0 | 468 | 9,0 | 224 | 2,8 |
| Kreševo | 208 | 2,0 | 76 | 2,0 | 432 | 9,0 | 24 | 8,0 | 10 | 2,0 |
| Grad Novi Travnik | 250 | 5,0 | 200 | 4,0 | 720 | 4,0 | 9 | 3,0 | 140 | 2,0 |
| Travnik | 264 | 3,3 | 191 | 3,3 | 4.461 | 17,6 | 60 | 12,0 | 201 | 1,9 |
| Vitez | 340 | 5,0 | 456 | 5,2 | 2.685 | 16,9 | - | - | 33 | 4,9 |
| HERCEGOVAČKO- NERETVANSKI KANTON | 364 | 2,2 | 297 | 2,8 | 6.042 | 26,5 | 482 | 21,9 | 67 | 2,3 |
| Čitluk | 60 | 3,0 | 105 | 3,5 | 150 | 15,0 | - | - | 30 | 3,0 |
| Grad Čapljina | - | - | - | - | 5.500 | 35,4 | - | - | - | - |
| Grad Konjic | 31 | 1,4 | 28 | 1,4 | 280 | 14,0 | 272 | 34,0 | 15 | 1,4 |
| Grad Mostar | 253 | 2,3 | 144 | 3,2 | 112 | 2,6 | 9 | 3,0 | 6 | 2,1 |
| Grad Stolac | - | - | - | - | - | - | - | - | - | - |
| Jablanica | 20 | 2,0 | 20 | 2,0 | - | - | 200 | 20,0 | 15 | 3,0 |
| Neum | - | - | - | - | - | - | - | - | - | - |
| Prozor | - | - | - | - | - | - | 1 | 1,0 | - | - |
| Ravno | - | - | - | - | - | - | - | - | - | - |
| ZAPADNO- HERCEGOVAČKI KANTON | 1.172 | 2,8 | 1.678 | 2,3 | 1.480 | 14,5 | 124 | 4,8 | 317 | 2,7 |
| Grad Ljubuški | 200 | 2,5 | 880 | 2,2 | 240 | 12,0 | 88 | 11,0 | 29 | 2,4 |
| Grad Široki Brijeg | 272 | 3,4 | 288 | 3,6 | 900 | 30,0 | - | - | 140 | 2,8 |
| Grude | 270 | 1,5 | 270 | 1,5 | 160 | 4,0 | 36 | 2,0 | 120 | 3,0 |
| Posušje | 430 | 5,0 | 240 | 4,0 | 180 | 15,0 | - | - | 28 | 2,0 |
| KANTON SARAJEVO | 611 | 3,7 | 715 | 3,7 | 7.724 | 21,9 | 966 | 7,2 | 1.869 | 3,9 |
| Centar Sarajevo | 6 | 3,0 | 6 | 3,0 | - | - | - | - | 2 | 2,0 |
| Hadžići | 26 | 4,3 | 24 | 4,0 | 140 | 10,0 | 64 | 8,0 | 18 | 3,5 |
| Iliđža | 235 | 2,5 | 375 | 3,0 | 6.804 | 23,0 | 736 | 8,0 | 836 | 3,9 |
| Ilijaš | 250 | 5,0 | 250 | 5,0 | 600 | 20,0 | 150 | 5,0 | 120 | 4,0 |
| Novi Grad Sarajevo | 38 | 3,2 | 30 | 3,8 | 180 | 15,0 | - | - | 93 | 3,1 |
| Novo Sarajevo | - | - | - | - | - | - | - | - | - | - |
| Stari Grad Sarajevo | - | - | - | - | - | - | - | - | - | - |
| Trnovo | 50 | 5,0 | 30 | 6,0 | - | - | 16 | 4,0 | 800 | 4,0 |
| Vogošća | 6 | 3,7 | - | - | - | - | - | - | - | - |
| KANTON 10 | 1.765 | 4,9 | 1.359 | 5,2 | 30.298 | 15,3 | 90 | 3,2 | 981 | 3,1 |
| Bosansko Grahovo | 9 | 3,0 | 8 | 3,0 | - | - | - | - | - | - |
| Drvar | 6 | 3,1 | 3 | 2,9 | - | - | - | - | 3 | 2,8 |
| Glamoč | 190 | 2,0 | - | - | 4.712 | 10,8 | 90 | 3,0 | 163 | 2,5 |
| Grad Livno | - | - | 1 | 3,2 | 1.037 | 21,0 | - | - | 168 | 5,2 |
| Kupres | - | - | - | - | 3.180 | 26,9 | - | - | 485 | 5,0 |
| Tomislavgrad | 1.560 | 6,0 | 1.347 | 5,3 | 21.369 | 15,6 | - | - | 164 | 1,3 |

PRINOSI USJEVA, VOĆA I GROŽĐA PO KANTONIMA I OPĆINAMA U 2025. GODINI (nastavak)
CROP, FRUIT AND GRAPES PRODUCTION BY CANTONS AND MUNICIPALITIES IN 2025. (continued)

| | Jabuke <i>Apple</i> | | Kruške <i>Pear</i> | | Šljive <i>Plum</i> | | Breskve <i>Peach</i> | | Orasi <i>Walnut</i> | |
|--------------------------------------|--|---|--|---|--|---|--|---|--|---|
| | ukupan prinos,t <i>total pro- duction, t</i> | prinos kg/stablu <i>yield kg/tree</i> | ukupan prinos,t <i>total pro- duction, t</i> | prinos kg/stablu <i>yield kg/tree</i> | ukupan prinos,t <i>total pro- duction, t</i> | prinos kg/stablu <i>yield kg/tree</i> | ukupan prinos,t <i>total pro- duction, t</i> | prinos kg/stablu <i>yield kg/tree</i> | ukupan prinos,t <i>total pro- duction, t</i> | prinos kg/stablu <i>yield kg/tree</i> |
| UNSKO-SANSKI KANTON | 1.465 | 10,2 | 423 | 7,5 | 2.446 | 3,4 | 6 | 1,5 | 454 | 5,7 |
| Bosanski Petrovac | 5 | 5,0 | 7 | 4,0 | 114 | 3,0 | - | - | 2 | 2,0 |
| Bužim | 38 | 15,0 | 10 | 15,0 | 78 | 10,0 | - | - | 45 | 9,0 |
| Grad Bihać | 189 | 28,0 | 87 | 15,0 | 615 | 8,0 | - | - | 7 | 6,0 |
| Grad Bosanska Krupa | 45 | 3,0 | 8 | 2,0 | 140 | 2,0 | - | - | 3 | 0,4 |
| Grad Cazin | 566 | 10,0 | 214 | 8,0 | 687 | 3,0 | - | - | 203 | 5,0 |
| Ključ | 74 | 4,0 | 3 | 0,5 | 65 | 0,5 | - | - | - | - |
| Sanski Most | 72 | 3,0 | 11 | 3,0 | 247 | 2,0 | 1 | 1,0 | 7 | 1,1 |
| Velika Kladuša | 478 | 25,0 | 85 | 10,0 | 500 | 10,0 | 5 | 5,0 | 188 | 15,0 |
| KANTON POSAVSKI | 314 | 7,3 | 156 | 9,3 | 1.287 | 7,9 | 26 | 6,9 | 33 | 5,7 |
| Domaljevac-Šamac | 23 | 3,0 | 7 | 3,0 | 107 | 3,0 | 2 | 2,0 | 3 | 1,0 |
| Grad Orašje | 61 | 4,9 | 17 | 7,0 | 510 | 8,5 | 7 | 6,0 | 10 | 6,5 |
| Odžak | 230 | 10,0 | 132 | 11,0 | 670 | 10,0 | 17 | 10,0 | 21 | 13,0 |
| TUZLANSKI KANTON | 16.850 | 11,3 | 6.913 | 11,0 | 16.785 | 6,1 | 172 | 3,9 | 374 | 4,8 |
| Banovići | 131 | 15,0 | 28 | 6,0 | 171 | 3,0 | - | - | - | - |
| Čelić | 214 | 12,0 | 179 | 10,0 | 1.230 | 3,0 | 23 | 5,0 | 12 | 3,0 |
| Doboj Istok | 95 | 10,0 | 52 | 8,0 | 140 | 5,0 | 2 | 8,0 | 29 | 10,0 |
| Grad Gračanica | 336 | 7,0 | 132 | 4,0 | 328 | 4,0 | 17 | 5,0 | 41 | 4,0 |
| Grad Gradačac | 9.900 | 9,0 | 4.968 | 12,0 | 10.267 | 7,0 | 42 | 2,0 | 34 | 2,0 |
| Grad Lukavac | 814 | 25,0 | 153 | 17,0 | 397 | 12,0 | 22 | 8,0 | 41 | 7,0 |
| Grad Srebrenik | 34 | 1,4 | 16 | 1,4 | 512 | 5,0 | 1 | 1,0 | 9 | 3,0 |
| Grad Tuzla | 4.302 | 50,0 | 843 | 25,0 | 2.967 | 10,0 | 52 | 15,0 | 101 | 10,0 |
| Grad Živinice | 640 | 8,0 | 424 | 7,0 | 360 | 6,0 | 10 | 4,0 | 9 | 3,0 |
| Kalesija | - | - | - | - | - | - | - | - | - | - |
| Kladanj | 270 | 30,0 | 70 | 20,0 | 360 | 30,0 | - | - | 80 | 40,0 |
| Sapna | 11 | 0,5 | 12 | 1,0 | 13 | 0,5 | 1 | 10,0 | 12 | 3,0 |
| Teočak | 105 | 3,0 | 38 | 3,0 | 40 | 0,5 | 2 | 10,0 | 5 | 0,5 |
| ZENIČKO-DOBOJSKI KANTON | 3.398 | 7,3 | 1.209 | 6,4 | 2.382 | 4,0 | 22 | 4,4 | 142 | 3,6 |
| Breza | 400 | 10,0 | 250 | 10,0 | 420 | 10,0 | - | - | 24 | 5,0 |
| Doboj Jug | 7 | 1,0 | 1 | 1,0 | 12 | 1,0 | - | - | - | - |
| Grad Visoko | 680 | 7,7 | 170 | 4,5 | 465 | 5,0 | 0 | 1,5 | 13 | 1,9 |
| Grad Zavidovići | 66 | 3,0 | 24 | 2,0 | 21 | 1,0 | 2 | 4,0 | 6 | 1,0 |
| Grad Zenica | 329 | 4,9 | 90 | 3,9 | 504 | 5,0 | 5 | 4,0 | - | - |
| Kakanj | 510 | 10,0 | 315 | 10,0 | 469 | 6,9 | 14 | 6,0 | 32 | 8,0 |
| Maglaj | 223 | 7,0 | 41 | 5,0 | 44 | 3,0 | - | - | 9 | 3,0 |
| Olovo | 450 | 15,0 | 60 | 4,0 | 200 | 5,0 | - | - | 10 | 5,0 |
| Tešanj | 329 | 7,0 | 138 | 6,0 | 100 | 1,0 | - | - | 14 | 5,0 |
| Usora | 29 | 5,0 | 90 | 30,0 | - | - | 1 | 1,0 | 10 | 2,0 |
| Vareš | - | - | - | - | - | - | - | - | - | - |
| Žepče | 375 | 5,0 | 30 | 5,0 | 147 | 2,0 | - | - | 25 | 5,5 |
| BOSANSKO- PODRINJSKI KABA | 2.203 | 17,9 | 709 | 12,5 | 555 | 2,9 | 1 | 3,0 | 175 | 4,2 |
| Foča | 1.065 | 15,0 | 188 | 5,0 | 118 | 1,0 | 1 | 3,0 | 126,0 | 4,0 |
| Grad Goražde | 570 | 15,0 | 168 | 12,0 | 365 | 5,0 | - | - | 45 | 5,0 |
| Pale | 568 | 40,0 | 354 | 70,0 | 72 | 40,0 | - | - | 3,5 | 3,0 |

PRINOSI USJEVA, VOĆA I GROŽĐA PO KANTONIMA I OPĆINAMA U 2025. GODINI (nastavak)
CROP, FRUIT AND GRAPES PRODUCTION BY CANTONS AND MUNICIPALITIES IN 2025. (continued)

| | Jabuke <i>Apple</i> | | Kruške <i>Pear</i> | | Šljive <i>Plum</i> | | Breskve <i>Peach</i> | | Orasi <i>Walnut</i> | |
|---|--|---|--|---|--|---|--|---|--|---|
| | ukupan prinos,t <i>total pro- duction, t</i> | prinos kg/stablu <i>yield kg/tree</i> | ukupan prinos,t <i>total pro- duction, t</i> | prinos kg/stablu <i>yield kg/tree</i> | ukupan prinos,t <i>total pro- duction, t</i> | prinos kg/stablu <i>yield kg/tree</i> | ukupan prinos,t <i>total pro- duction, t</i> | prinos kg/stablu <i>yield kg/tree</i> | ukupan prinos,t <i>total pro- duction, t</i> | prinos kg/stablu <i>yield kg/tree</i> |
| SREDNJOBOSANSKI KANTON | 3.058 | 11,6 | 1.496 | 12,3 | 5.749 | 11,3 | 0 | 5,1 | 263 | 8,9 |
| Bugojno | 350 | 10,0 | 94 | 11,0 | 684 | 18,0 | - | - | 9 | 10,0 |
| Busovača | 180 | 24,0 | 68 | 20,0 | 299 | 26,0 | - | - | - | - |
| Dobretići | 3 | 15,0 | 2 | 15,0 | 5 | 10,0 | - | - | 1 | 8,0 |
| Donji Vakuf | 57 | 2,0 | 18 | 2,0 | 7 | 0,5 | 0 | 1,0 | 7 | 2,0 |
| Fojnica | 158 | 5,0 | 31 | 4,0 | 22 | 4,0 | - | - | - | - |
| Gornji Vakuf-Uskoplje | 923 | 13,0 | 318 | 12,0 | 2.590 | 14,0 | - | - | 153 | 13,0 |
| Jajce | 273 | 10,2 | 285 | 13,5 | 537 | 9,3 | - | - | 8 | 3,2 |
| Kiseljak | 340 | 20,0 | 190 | 20,0 | 200 | 10,0 | - | - | 38 | 15,0 |
| Kreševo | 105 | 25,0 | 105 | 25,0 | 106 | 8,0 | 0 | 3,0 | 6 | 8,0 |
| Grad Novi Travnik | 53 | 9,0 | 12 | 7,0 | 115 | 10,0 | - | - | 8 | 11,0 |
| Travnik | 417 | 15,0 | 228 | 10,0 | 960 | 8,0 | 0 | 10,0 | 33 | 6,0 |
| Vitez | 200 | 25,0 | 146 | 20,0 | 224 | 7,0 | - | - | - | - |
| HERCEGOVAČKO- NERETVANSKI KANTON | 6.786 | 9,1 | 85 | 0,9 | 3.329 | 5,7 | 5.143 | 13,9 | 98 | 2,7 |
| Čitluk | 13 | 10,0 | 8 | 9,5 | 19 | 12,5 | 17 | 10,0 | 14 | 8,3 |
| Grad Čapljina | 1.904 | 6,9 | 40 | 20,0 | 1.950 | 30,0 | 3.807 | 14,4 | 48 | 40,0 |
| Grad Konjic | - | - | - | - | 207 | 1,0 | - | - | - | - |
| Grad Mostar | 238 | 9,9 | 26 | 4,8 | 46 | 5,8 | 191 | 6,9 | 29 | 6,5 |
| Grad Stolac | 225 | 25,0 | - | - | 300 | 20,0 | 1.125 | 15,0 | - | - |
| Jablanica | 3 | 1,0 | - | - | - | - | - | - | - | - |
| Neum | 5 | 30,0 | 2 | 20,0 | 3 | 30,0 | 3 | 25,0 | 2 | 20,0 |
| Prozor | 17 | 3,0 | 9 | 2,0 | 804 | 3,0 | 1 | 2,0 | 5 | 2,0 |
| Ravno | 4.382 | 13,0 | - | - | - | - | - | - | - | - |
| ZAPADNO- HERCEGOVAČKI KANTON | 462 | 11,9 | 56 | 5,6 | 293 | 8,7 | 172 | 10,7 | 23 | 8,1 |
| Grad Ljubuški | 113 | 25,0 | 21 | 14,0 | 65 | 19,0 | 90 | 15,0 | 26 | 11,0 |
| Grad Široki Brijeg | 285 | 13,0 | 19 | 5,0 | 130 | 10,0 | 76 | 10,0 | 138 | 10,0 |
| Grude | 17 | 2,0 | 8 | 2,0 | 18 | 2,5 | 6 | 2,5 | 10 | 2,0 |
| Posušje | 47 | 12,0 | 8 | 10,0 | 81 | 8,0 | - | - | 6 | 5,0 |
| KANTON SARAJEVO | 2.931 | 10,7 | 1.836 | 8,8 | 2.215 | 6,6 | 10 | 2,1 | 737 | 11,3 |
| Centar Sarajevo | 193 | 16,0 | 189 | 17,0 | 70 | 7,0 | 0 | 1,5 | 7 | 9,0 |
| Hadžići | 541 | 16,0 | 329 | 15,0 | - | - | - | - | - | - |
| Ilidža | 631 | 5,0 | 540 | 5,0 | 1.011 | 6,0 | 8 | 2,0 | 26 | 2,0 |
| Ilijaš | 860 | 20,0 | 420 | 20,0 | 910 | 10,0 | - | - | 23 | 30,0 |
| Novi Grad Sarajevo | 119 | 8,0 | 89 | 7,5 | 59 | 5,1 | 1 | 3,9 | 3 | 4,1 |
| Novo Sarajevo | 45 | 20,0 | - | - | 14 | 17,0 | - | - | - | - |
| Stari Grad Sarajevo | 499 | 13,0 | 248 | 8,0 | 124 | 4,0 | 0 | 2,0 | 18 | 5,0 |
| Trnovo | 30 | 9,0 | 17 | 7,0 | 12 | 4,0 | - | - | 1 | 4,0 |
| Vogošća | 14 | 12,0 | 5 | 10,0 | 15 | 5,0 | - | - | 660 | 15,0 |
| KANTON 10 | 466 | 21,2 | 145 | 15,4 | 546 | 9,3 | - | - | 157 | 7,9 |
| Bosansko Grahovo | 170 | 100,0 | 30 | 50,0 | 39 | 30,0 | - | - | - | - |
| Drvar | 179 | 30,0 | 72 | 20,0 | 410 | 10,0 | - | - | 54 | 10,0 |
| Glamoč | 4 | 2,5 | 1 | 2,5 | 6 | 2,0 | - | - | - | - |
| Grad Livno | 2 | 4,0 | 1 | 4 | 0 | 2 | - | - | 3 | 15,0 |
| Kupres | - | - | - | - | - | - | - | - | - | - |
| Tomislavgrad | 113 | 9,0 | 41 | 9,0 | 91 | 7,0 | - | - | 100 | 7,0 |

PRINOSI USJEVA, VOĆA I GROŽĐA PO KANTONIMA I OPĆINAMA U 2025. GODINI (nastavak)
CROP, FRUIT AND GRAPES PRODUCTION BY CANTONS AND MUNICIPALITIES IN 2025. (continued)

| | Trešnje <i>Cherry</i> | | Višnje <i>Sour cherry</i> | | Kajsije/marelice <i>Apricot</i> | | Grožđe <i>Grapes</i> | |
|--------------------------------------|---|---|---|---|---|---|---|---|
| | ukupan prinos, t <i>total pro- duction, t</i> | prinos kg/stablu <i>yield kg/tree</i> | ukupan prinos, t <i>total pro- duction, t</i> | prinos kg/stablu <i>yield kg/tree</i> | ukupan prinos, t <i>total pro- duction, t</i> | prinos kg/stablu <i>yield kg/tree</i> | ukupan prinos, t <i>total pro- duction, t</i> | prinos kg/čokotu <i>yield kg/vine</i> |
| UNSKO-SANSKI KANTON | 95 | 2,9 | 44 | 4,5 | 1 | 0,9 | 64 | 3,9 |
| Bosanski Petrovac | - | - | - | - | - | - | - | - |
| Bužim | 39 | 15,0 | 13 | 15,0 | - | - | - | - |
| Grad Bihać | 3 | 10,0 | 2 | 6,0 | - | - | - | - |
| Grad Bosanska Krupa | 5 | 5,0 | 5 | 5,0 | 1 | 5,0 | 15 | 10,0 |
| Grad Cazin | 35 | 3,0 | 8 | 4,0 | - | - | 31 | 4,0 |
| Ključ | - | - | 1 | 2,0 | - | - | - | - |
| Sanski Most | 13 | 2,0 | 15 | 3,0 | - | - | 18 | 2,5 |
| Velika Kladuša | - | - | - | - | - | - | - | - |
| KANTON POSAVSKI | 22 | 6,3 | 66 | 10,8 | 38 | 14,2 | 35 | 4,5 |
| Domaljevac-Šamac | 4 | 2,0 | 1 | 2,0 | 2 | 3,0 | - | - |
| Grad Orašje | 1 | 3,0 | 1 | 1,0 | 3 | 1,0 | 9 | 5,0 |
| Odžak | 17 | 13,0 | 82 | 13,0 | 33 | 22,0 | 26 | 4,4 |
| TUZLANSKI KANTON | 970 | 5,1 | 608 | 5,9 | 148 | 4,5 | 73 | 2,8 |
| Banovići | 45 | 10,0 | 33 | 9,0 | - | - | - | - |
| Čelić | - | - | 78 | 10,0 | - | - | - | - |
| Doboj Istok | 52 | 8,0 | 18 | 10,0 | 7 | 10,0 | - | - |
| Grad Gračanica | 12 | 6,0 | 4 | 6,0 | 2 | 6,0 | - | - |
| Grad Gradačac | 312 | 6,0 | 56 | 8,0 | 72 | 4,0 | 24 | 2,1 |
| Grad Lukavac | 41 | 12,0 | 24 | 8,0 | 16 | 7,0 | - | - |
| Grad Srebrenik | 6 | 1,0 | 18 | 5,0 | 1 | 0,5 | 5 | 2,5 |
| Grad Tuzla | 135 | 10,0 | 188 | 20,0 | 34 | 10,0 | 24 | 5,0 |
| Grad Živinice | 316 | 4,0 | 173 | 3,0 | 5 | 2,0 | 21 | 2,6 |
| Kalesija | 23 | 3,0 | 10 | 2,0 | 3 | 2,0 | - | - |
| Kladanj | 14 | 20,0 | 1 | 20,0 | - | - | - | - |
| Sapna | 3 | 1,0 | 1 | 1,0 | 1 | 3,0 | - | - |
| Teočak | 11 | 2,0 | 6 | 2,0 | 8 | 5,0 | - | - |
| ZENIČKO-DOBOJSKI KANTON | 393 | 5,5 | 195 | 3,8 | 14 | 5,5 | 192 | 1,2 |
| Breza | 22 | 6,7 | 7 | 6,0 | 4 | 5,0 | - | - |
| Doboj Jug | 0 | 1,0 | 0 | 1,0 | - | - | - | - |
| Grad Visoko | 10 | 1,7 | 34 | 1,9 | - | - | - | - |
| Grad Zavidovići | 9 | 1,0 | 12 | 2,0 | - | - | 26 | 10,0 |
| Grad Zenica | 212 | 15,0 | 64 | 12,4 | 9 | 10,0 | - | - |
| Kakanj | 50 | 11,0 | 41 | 9,0 | - | - | 1 | 2,0 |
| Maglaj | 10 | 4,2 | 4 | 3,2 | - | - | - | - |
| Olovo | 45 | 15,0 | 20 | 10,0 | - | - | - | - |
| Tešanj | 13 | 2,0 | 5 | 1,0 | - | - | - | - |
| Usora | 1 | 2,0 | 1 | 2,0 | 1 | 1,0 | 1 | 0,4 |
| Vareš | - | - | - | - | - | - | - | - |
| Žepče | 21 | 1,0 | 6 | 1,0 | 1 | 2,0 | 165 | 1,0 |
| BOSANSKO- PODRINJSKI KABA | 134 | 4,6 | 27 | 4,4 | 0 | 1,0 | - | - |
| Foča | 9 | 1,0 | 3 | 2,0 | 0 | 1,0 | - | - |
| Grad Goražde | 95 | 5,0 | 23 | 5,0 | - | - | - | - |
| Pale | 30 | 30,0 | 2 | 6,5 | - | - | - | - |

PRINOSI USJEVA, VOĆA I GROŽĐA PO KANTONIMA I OPĆINAMA U 2025. GODINI (nastavak)
CROP, FRUIT AND GRAPES PRODUCTION BY CANTONS AND MUNICIPALITIES IN 2025. (continued)

| | Trešnje <i>Cherry</i> | | Višnje <i>Sour cherry</i> | | Kajsije/marelice <i>Apricot</i> | | Grožđe <i>Grapes</i> | |
|---|---|---|---|---|---|---|---|---|
| | ukupan prinos, t <i>total pro- duction, t</i> | prinos kg/stablu <i>yield kg/tree</i> | ukupan prinos, t <i>total pro- duction, t</i> | prinos kg/stablu <i>yield kg/tree</i> | ukupan prinos, t <i>total pro- duction, t</i> | prinos kg/stablu <i>yield kg/tree</i> | ukupan prinos, t <i>total pro- duction, t</i> | prinos kg/čokotu <i>yield kg/vine</i> |
| SREDNJOBOSANSKI KANTON | 254 | 13,6 | 174 | 14,0 | 0 | 2,0 | 15 | 2,4 |
| Bugojno | 20 | 20,0 | 5 | 18,0 | - | - | - | - |
| Busovača | 39 | 30,0 | 13 | 25,0 | - | - | - | - |
| Dobretići | - | - | - | - | - | - | - | - |
| Donji Vakuf | 26 | 20,0 | 65 | 40,0 | - | - | - | - |
| Fojnica | 15 | 26,0 | 1 | 13,0 | - | - | - | - |
| Gornji Vakuf-Uskoplje | 55 | 12,0 | 27 | 14,0 | - | - | - | - |
| Jajce | 29 | 15,0 | 12 | 17,0 | - | - | 7 | 1,3 |
| Kiseljak | 8 | 5,0 | 11 | 5,0 | - | - | 8 | 8,0 |
| Kreševo | 5 | 15,0 | 6 | 7,0 | 0 | 2,0 | - | - |
| Grad Novi Travnik | 30 | 30,0 | 18 | 20,0 | - | - | - | - |
| Travnik | 7 | 4,0 | 6 | 4,0 | - | - | - | - |
| Vitez | 20 | 8,0 | 11 | 8,0 | - | - | - | - |
| HERCEGOVAČKO- NERETVANSKI KANTON | 1.019 | 7,6 | 212 | 7,3 | 225 | 8,7 | 28.298 | 3,0 |
| Čapljina | 24 | 15,0 | 53 | 5,0 | 12 | 20,0 | 12.245 | 3,2 |
| Čitluk | 174 | 16,4 | 60 | 24,0 | 50 | 14,5 | 7.337 | 3,9 |
| Grad Mostar | 127 | 5,0 | - | - | - | - | - | - |
| Jablanica | 419 | 6,4 | 43 | 5,0 | 51 | 5,0 | 5.481 | 2,3 |
| Konjic | 235 | 10,0 | 46 | 10,0 | 105 | 10,0 | 2.805 | 2,8 |
| Neum | 5 | 2,0 | - | - | 4 | 5,0 | - | - |
| Prozor | 11 | 30,0 | 1 | 20,0 | 2 | 40,0 | 174 | 1,7 |
| Ravno | 15 | 5,0 | 10 | 5,0 | - | - | - | - |
| Stolac | 10 | 10,0 | - | - | - | - | 256 | 1,6 |
| ZAPADNO- HERCEGOVAČKI KANTON | 347 | 10,0 | 76 | 6,4 | 22 | 4,6 | 7.232 | 1,8 |
| Grad Ljubuški | 29 | 5,0 | 12 | 4,0 | 2 | 1,0 | 3.514 | 1,6 |
| Grad Široki Brijeg | 273 | 15,0 | 47 | 10,0 | 10 | 10,0 | 3.115 | 2,3 |
| Grude | 24 | 3,0 | 8 | 2,5 | 10 | 7,0 | 572 | 1,5 |
| Posušje | 21 | 8,0 | 8 | 10,0 | - | - | 32 | 1,4 |
| KANTON SARAJEVO | 283 | 6,6 | 209 | 4,8 | 10 | 2,7 | 6 | 5,0 |
| Centar Sarajevo | 12 | 9,0 | 29 | 9,0 | 2 | 3,5 | - | - |
| Hadžići | - | - | - | - | - | - | - | - |
| Iliđža | 108 | 4,0 | 80 | 3,0 | 7 | 2,5 | 6 | 5,0 |
| Ilijaš | 89 | 25,0 | 39 | 15,0 | - | - | - | - |
| Novi Grad Sarajevo | 21 | 5,0 | 8 | 2,5 | - | - | - | - |
| Novo Sarajevo | 10 | 7,8 | 7 | 6,8 | - | - | - | - |
| Stari Grad Sarajevo | 33 | 11,0 | 39 | 9,0 | 0 | 6,0 | - | - |
| Trnovo | 6 | 8,0 | 4 | 8,0 | - | - | - | - |
| Vogošća | 5 | 10,0 | 2 | 5,0 | - | - | - | - |
| KANTON 10 | 4 | 5,0 | 2 | 2,5 | - | - | 40 | 0,7 |
| Bosansko Grahovo | - | - | - | - | - | - | - | - |
| Drvar | - | - | - | - | - | - | 1 | 1,2 |
| Glamoč | - | - | - | - | - | - | - | - |
| Grad Livno | 0 | 3,0 | - | - | - | - | - | - |
| Kupres | - | - | - | - | - | - | - | - |
| Tomislavgrad | 4 | 7,0 | 2 | 6,0 | - | - | 39 | 0,7 |



9 771512 740005