Bosna i Hercegovina
Federacija Bosne i Hercegovine
Federalni zavod za statistiku
Institute for Statistics of FBiH

ISSN 1512-5106

PREDŠKOLSKO OBRAZOVANJE

PRESCHOOL EDUCATION

2024/2025

STATISTIČKI BILTEN
395 STATISTICAL BULLETIN **395**

Sarajevo, 2025.

Bosna i Hercegovina
Federacija Bosne i Hercegovine
Federalni zavod za statistiku
Institute for Statistics of FBiH

ISSN 1512-5106

PREDŠKOLSKO OBRAZOVANJE

PRESCHOOL EDUCATION

2024/2025

STATISTIČKI BILTEN
395 STATISTICAL BULLETIN **395**

Sarajevo, 2025.

Izdavač: Federalni zavod za statistiku, Zelenih beretki 26, 71000 Sarajevo
Publisher: Institute for statistics of FBiH, Zelenih beretki 26, 71000 Sarajevo
Telefon/*Phone* /Faks: +387 33 20 64 52
Elektronska pošta/*E-mail* : fedstat@fzs.ba
Internetska stranica/W*eb site* : http://www.fzs.ba

Odgovara: **Po ovlaštenju Vlade Federacije Bosne i Hercegovine**
Pomoćnik direktora Šemso Šurković, dipl.ing. elektrotehnike

Persons resposible: *By the authorization of the Government of the Federation of Bosnia and Herzegovina*
Assistant Director Šemso šurković, B.SC in Eletrical Engineering

Urednički odbor/Editorial board:
Hasan Karačić, Šemso Šurković, Muhidin Hadžiahmetović Amer Korić, Hidaeta Čolović, Belmira Hadžiabdić, Sanela Ćengić
Dijana Simanić, Danijela Bujak-Buzuk

Pripremili/*Prepared by* **:** Elvin Šetkić, Nisveta Džebo, Bećiragić Zehra

Molimo korisnike da prilikom korišćenja podataka navedu izvor
Users are kindly requested to state the source

Štampano/Tiskano u 25 primjeraka
Printed in 25 copies

Obavijesti daje Odsjek za odnose s javnošću
Information is available at the Department of Public Relations
Telefon/*Phone* : +387 33 40 70 31
Pretplata publikacija/*Subscription* : +387 33 21 50 43

PREDGOVOR

Bilten "Predškolsko obrazovanje" je publikacija Federalnog zavoda za statistiku koja na sveobuhvatan način obezbjeđuje podatke o broju i kapacitetu predškolskih ustanova, broju vaspitnih grupa i zaposlenih koji provode program predškolskog vaspitanja i obrazovanja.

Podaci su razultat obrade redovnih godišnjih izvještaja iz oblasti predškolskog obrazovanja.

U cilju boljeg razumijevanja podataka prezentiranih u ovom Biltenu, korisnike podataka upućujemo na Metodološka objašnjenja koja su sastavni dio ovog Biltena.

Federalni zavod za statistiku će prihvatiti sve prijedloge i sugestije korisnika podataka kao izraz dobre namjere za unaprijeđenje i poboljšanje sljedećih izdanja.

Sarajevo, mart/ožujak 2025

Po ovlaštenju
Vlade Federacije Bosne i Hercegovine
Pomoćnik direktora
Šemso Šurković, dipl.ing elektrotehnike

FOREWORD

The Bulletin "Pre-school education" is a publication of the Institute for Statistics of FBiH providing the overview of statistical data on the number and capacity of the preschool institutions, number of educational groups and employees that realize preschool education programme.

These data are result of the process of regular annual reports in the field of pre-school education.

The users of our data are referd to the Methodological explanations which are the part of the Bulletin, for better understanding of data.

The Institute for Statistics of FB&H will accept any comments and suggestions of data users as the expression of good purpose for improving the next editions.

Sarajevo, March 2025

By the authorization
of the Govermentof the Federation of Bosnia and Herzegovina
Assist. Director
Šemso Šurković, B.SC. In Eletrical Engineering

S A D R Ž A J

C O N T E N T S

PREDGOVOR 3
FOREWORD

METODOLOŠKA OBJAŠNJENJA 7
EXPLANATION AND NOTES

1. PREDŠKOLSKO OBRAZOVANJE U FEDERACIJI BIH 9
PRESCHOOL EDUCATION IN FEDERATION OF BIH

2. JAVNE I PRIVATNE PREDŠKOLSKE USTANOVE 12
PUBLIC AND PRIVATE PRE-SCHOOL INSTITUTIONS

3. BROJ DJECE PREMA GODINAMA ROĐENJA I SPOLU 14
CHILDREN BY THE AGE OF BIRTH AND SEX

4. BROJ DJECE PREMA UZRASTU I SPOLU, BROJ ODGOJNIH GRUPA 15
NUMBER OF CHILDREN BY AGE AND SEX , NUMBER OF EDUCATIONAL GROUPS

5. DJECA PREMA ZAPOSLENOSTI RODITELJA 17
CHILDREN BY PARENTS EMPLOYMENT

6. DJECA PREMA VISINI UPLATE BORAVKA 18
CHILDREN ACCORDING TO THE AMONNT PAID STAY

7. BROJ ZAPOSLENIH U PREDŠKOLSKIM USTANOVAMA 19
NUMBER OF EMPLOYEES IN PRESCHOOL INSTITUTIONS

8. ZAPOSLENI U PREDŠKOLSKIM USTANOVAMA PREMA STAROSNIM GRUPAMA I POLU 20
NUMBER OF EMPLOYEES IN PRE-SCHOOL INSTITUIONS BY AGE GROUP AND SEX

9. DJECA PREMA ODGOJNIM GRUPAMA U JASLICAMA PREMA STAROSTI I SPOLU 24
CHILDREN ACCORDING TO EDUCATION GROUPS IN THE NURSERY, BY AGE AND SEX

10. BROJ DJECE U PREDŠKOLSKIM USTANOVAMA PO OPĆINAMA 25
NUMBER OF CHILDREN IN PRE-SCHOOL INSTITUTIONS BY MUNICIPALITIES

METODOLOŠKA OBJAŠNJENJA

EXPLANATION AND NOTES

Cilj statistike predškolskog vaspitanja i obrazovanja jeste da obezbjedi podatke o broju i kapacitetu predškolskih ustanova, broju vaspitinih grupa i zaposlenih koji provode program predškolskog vaspitanja i obrazovanja.

The objective of the statistics of preschool education is to provide data on the number and capacity of preschool institutions, number of educational groups and employees that realize preschool educational programme.

Ovim istraživanjem dobijaju se podaci o broju i vrsti predškolskih ustanova, oblIku svojine, broju vaspitnih grupa, uzrastu i spolu djece, djeci prema zaposlenosti roditelja i zaposlenima prema starosti i spolu.

This survey provides data on the number and type of preschool institutions, form of ownership, number of educational groups, childrens by age and sex, children by employment of parents and employees by age and sex.

Podaci o boravku djece i vaspitno-obrazovnom radu sa djecom u predškolskim ustanovama prikupljaju se Godišnjim izvještajem za predškolske ustanove - obrazac PŠV sa stanjem 1.oktobar/listopad.

Data on childrens stay and educational work with children in pre-school institutions are collected through the Annual report on pre-school institutions- form PŠV with the situation on the first October..

Predškolsko vaspitanje i obrazovanje je djelatnost koja obuhvata vaspitanje i obrazovanje, njegu i zaštitu djece starosti od šest mjeseci do polaska u osnovnu školu i obavlja se u javnim i privatnim predškolskim ustanovama.

Pre-school upbringing and education is an activity that includes upbringing and education, care and protection of children from six months of age until the beginning of their school education. It is performed in public and private pre-school institutions.

Rad sa djecom u predškolskim ustanovama organizuje se u vaspitnim grupama prema uzrastu djece. Vaspitne grupe mogu biti jasličke, za djecu starosti od šest mjeseci do tri godine, vrtičke i mješovite, za djecu starosti od tri godine do polaska u školu.

Work with children in pre-school institutions is organised in educational groups by age of children. Educational groups can be creche groups for children from six months until three years of age, kindergarten groups and mixed groups for children from three years of age until the beginning of their school education.

Statistička metodologija u predškolskom obrazovanju je u skladu sa UOE metodologijom i ostalim EUROSTAT standardima u ovoj oblasti.

Statistical methodology in the field of pre-school education complies with the UOE methodology and with other EUROSTATs standards in this field.

ISCED 2011-Međunarodna standardna klasifikacija obrazovanja koristi se prema preporuci UNESCO-a. OECD-a, EUROSTAT-a i drugih međunarodnih organizacija za prikazivanje svih podataka o obrazovanju i omogućuje usporedivost podataka o obrazovanju na međunarodnom nivou/razini.

ISCED 2011 - International Standard Classification of Education - is being used as recommended by UNESCO, OECED, EUROSTAT and other international organisations for presenting all data on education, enabling their comparasion on the international level.

Stupnjevi/stepeni obrazovanja, koji odgovaraju u školskom sistemu Federacije Bosne i Hercegovine su:

The levels of education in the Federation educational System are as follows:

ISCED 0 - rano djetinjstvo - obrazovni razvoj (u dobi od 0 do 2 godine) i predškolsko obrazovanje (namijenjen djeci u dobi od 3 godine do početka osnovnog obrazovanja)

ISCED 0 - Early childhood education

ISCED 1 - niže osnovno obrazovanje od I - IV razreda prema osmogodišnjem programu; odnosno od I - V razreda prema devetogodišnjem programu obrazovanja;

ISCED 1 - Primary education (first four - eight year school programme or first five - nine year school programme);

ISCED 2 - više osnovno obrazovanje od V - VIII razreda prema osmogodišnjem programu; odnosno od VI - IX razreda prema devetogodišnjem programu obrazovanja;

ISCED 2 - Lower secondary education (last four years of basic education);

ISCED 3 - srednje obrazovanje;

ISCED 3 - Upper secondary education;

ISCED 4 - postsrednje obrazovanje koje nije visoko obrazovanje (specijalistički programi za odrasle)

ISCED 4 - Post-secondary education non-tertiary education (specialized programs for adults)

ISCED 5 - više obrazovanje po starom načinu studiranja (VI stepen)

ISCED 5 - Short-cycle tertiary education

ISCED 6 - VII stepen po starom programu studiranja (trajanje 4-5 godina), I ciklus po novom programu.

ISCED 6 - Bachelor 's or equivalent level

ISCED 7 - visoko obrazovanje po starom programu VII stepen (trajanje 5-6 godina), II ciklus "master" po novom programu i integrirani I i II ciklus po novom programu.

ISCED 7 - Master 's or equivalent level

ISCED 8 - naučni/znanstveni stepen - doktorat

ISCED 8 - Doctoral or equivalent level

Od školske 2014./2015. godine podaci o obrazovanju u FBiH su u skladu sa ISCED 2011 - Međunarodnom standardnom klasifikacijom obrazovanja.

Data on education in FBiH are in accordance with ISCED 2011 - International Standard Classification of Education from school year 2014/2015.

Detaljnije informacije se mogu naći na web stranici Federalnog zavoda za statistiku http://www.fzs.ba ili u biblioteci.

More information can be found on the website of the Institute for statistics of FBiH http://www.fzs.ba, or in the library of the Institute for statistics of FBiH.

ZNAKOVI

- nema pojave

... ne raspolaže se podatkom

SYMBOLS

- *no appearance*

... no available data

1. PREDŠKOLSKO OBRAZOVANJE U FEDERACIJI BIH

PRESCHOOL EDUCATION IN FEDERATION OF BIH

	Broj predškolskih ustanova *Number of pre-school institution*	Broj djece u predškolskim ustanovama *Number of children in pre-school institutions*		Zaposleni u predškolskim ustanovama *Employees in pre-school institutions*				Broj jaslica *Number of nurseries*	Broj djece u odgojnim grupama u jaslicama *Number of children in educational groups in nurseries*	
		svega *All*	**ženski** *Female*	**svega** *All*	**žene** *Female*	**od toga: zaposleni u nastavi- svega** *of which: employees in the teaching process-all*	**zaposleni u nastavi- žene** *employees in the teaching process-female*		**svega** *All*	**ženski** *Female*
					Federacija BIH					
2020/2021	214	15.675	7.455	2.406	2.269	1.232	1.222	126	3.039	1.460
2021/2022	229	18.236	8.791	2.717	2.560	1.466	1.444	157	4.419	2.101
2022/2023	255	22.120	10.457	2.972	2.838	1.645	1.635	180	5.423	2.537
2023/2024	255	23.475	11.314	3.152	2.917	1.782	1.698	195	5.838	2.818
2024/2025	**288**	**26.084**	**12.544**	**3.567**	**3.367**	**1.940**	**1.916**	**232**	**7.028**	**3.340**
					Unsko-sanski kanton					
2020/2021	17	1.313	614	220	201	103	102	16	321	151
2021/2022	17	1.451	700	240	220	112	111	16	316	150
2022/2023	17	1.634	783	249	232	119	118	16	393	194
2023/2024	16	1.731	854	252	233	123	119	16	479	238
2024/2025	**18**	**1.746**	**838**	**249**	**230**	**108**	**108**	**17**	**491**	**225**
					Kanton Posavski					
2020/2021	3	169	100	33	30	18	18	3	37	18
2021/2022	3	176	98	33	31	21	20	3	36	17
2022/2023	3	212	131	32	31	19	19	3	47	25
2023/2024	3	220	117	36	35	23	23	3	50	24
2024/2025	**3**	**217**	**110**	**35**	**34**	**22**	**22**	**3**	**46**	**27**
					Tuzlanski kanton					
2020/2021	27	2.487	1.194	368	338	182	178	13	350	174
2021/2022	30	2.806	1.392	429	400	241	236	21	559	283
2022/2023	35	3.387	1.681	462	437	261	257	23	722	358
2023/2024	35	3.529	1.735	468	440	262	256	23	862	422
2024/2025	**37**	**3.936**	**1.855**	**540**	**510**	**298**	**293**	**27**	**918**	**400**
					Zeničko-dobojski kanton					
2020/2021	29	1.827	871	293	281	126	125	21	446	193
2021/2022	31	2.037	993	328	320	145	145	28	580	297
2022/2023	37	2.605	1.226	384	374	199	199	33	745	359
2023/2024	37	2.759	1.352	395	375	202	197	34	761	385
2024/2025	**47**	**3.431**	**1.660**	**480**	**464**	**249**	**247**	**41**	**1.005**	**502**
					Bosansko-podrinjski kanton					
2020/2021	1	169	76	34	29	16	16	-	-	-
2021/2022	1	192	85	37	31	16	16	-	-	-
2022/2023	1	197	90	38	32	21	21	-	-	-
2023/2024	1	205	102	34	29	20	20	-	-	-
2024/2025	**1**	**241**	**119**	**41**	**36**	**23**	**23**	-	-	-

1. PREDŠKOLSKO OBRAZOVANJE U FEDERACIJI BIH

PRESCHOOL EDUCATION IN FEDERATION OF BIH

nastavak / continued

	Broj predškolskih ustanova *Number of pre-school institution*	Broj djece u predškolskim ustanovama *Number of children in pre-school institutions*		Zaposleni u predškolskim ustanovama *Employees in pre-school institutions*				Broj jaslica *Number of nurseries*	Broj djece u odgojnim grupama u jaslicama *Number of children in educational groups in nurseries*	
		svega *All*	**ženski** *Female*	**svega** *All*	**žene** *Female*	**od toga: zaposleni u nastavi- svega** *of which: employees in the teaching process-all*	**zaposleni u nastavi- žene** *employees in the teaching process-female*		**svega** *All*	**ženski** *Female*
				Srednjobosanski kanton						
2020/2021	16	988	484	144	135	76	76	10	144	81
2021/2022	18	1.299	642	160	150	83	83	11	298	157
2022/2023	20	1.535	728	190	178	102	102	12	310	148
2023/2024	20	1.640	767	194	158	105	86	12	314	154
2024/2025	**22**	**1.891**	**932**	**226**	**203**	**124**	**120**	**14**	**317**	**157**
				Hercegovačko-neretvanski kanton						
2020/2021	27	2.030	1.010	312	301	178	178	15	310	150
2021/2022	29	2.429	1.163	337	326	196	195	19	552	252
2022/2023	36	2.847	1.352	368	357	205	204	25	596	271
2023/2024	36	3.268	1.589	433	386	247	231	25	731	369
2024/2025	**37**	**3.319**	**1.594**	**466**	**436**	**260**	**260**	**26**	**781**	**374**
				Zapadnohercegovački kanton						
2019/2020	20	1.110	539	140	137	94	94	11	209	97
2020/2021	20	916	433	143	140	101	101	11	216	110
2021/2022	20	1.164	559	166	161	109	109	17	303	139
2022/2023	20	1.427	695	173	170	115	115	19	458	218
2023/2024	20	1.625	806	191	187	128	128	14	365	181
2024/2025	**20**	**1.781**	**900**	**197**	**190**	**136**	**132**	**17**	**633**	**307**
				Kanton Sarajevo						
2020/2021	68	5.454	2.522	796	755	396	392	34	1.160	559
2021/2022	72	6.183	2.931	907	846	500	486	38	1.702	765
2022/2023	77	7.567	3.445	975	929	544	540	42	2.001	895
2023/2024	77	7.679	3.629	1.032	967	599	569	62	2.084	962
2024/2025	**93**	**8.710**	**4.179**	**1.219**	**1.155**	**654**	**645**	**79**	**2.605**	**1.251**
				Kanton 10						
2020/2021	6	322	151	63	59	36	36	3	55	24
2021/2022	8	499	228	80	75	43	43	4	73	41
2022/2023	9	709	326	101	98	60	60	7	151	69
2023/2024	10	819	363	117	107	73	69	6	192	83
2024/2025	**10**	**812**	**357**	**114**	**109**	**66**	**66**	**8**	**232**	**97**

Grafikon 1.1 Broj djece u predškolskim ustanovama u FBiH

Graph 1.1 Number of children in pre-school institutions in FBiH

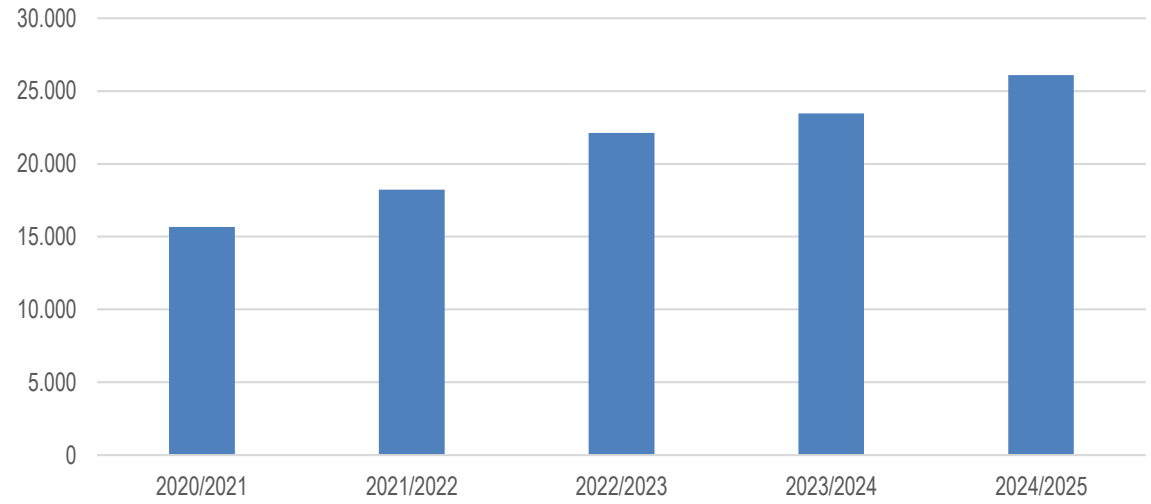

Grafikon 1.2 Broj predškolskih ustanova u FBiH

Graph 1.2 Number of pre-school institution in FBiH

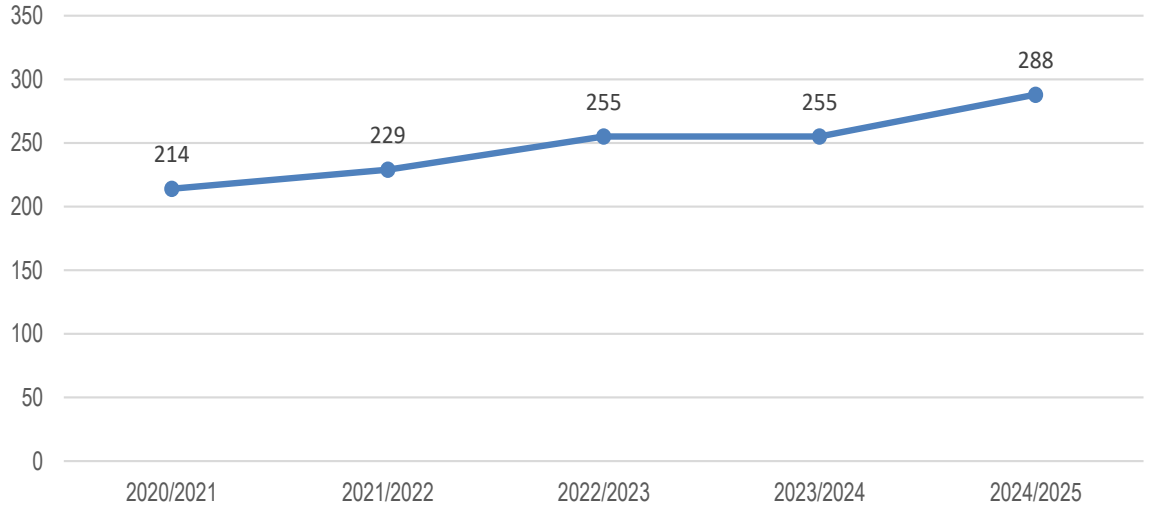

Grafikon 1.3 Broj zaposlenih u predškolskim ustanovama u FBiH

Graph 1.3 Number of employees in pre-school institutons in FBiH

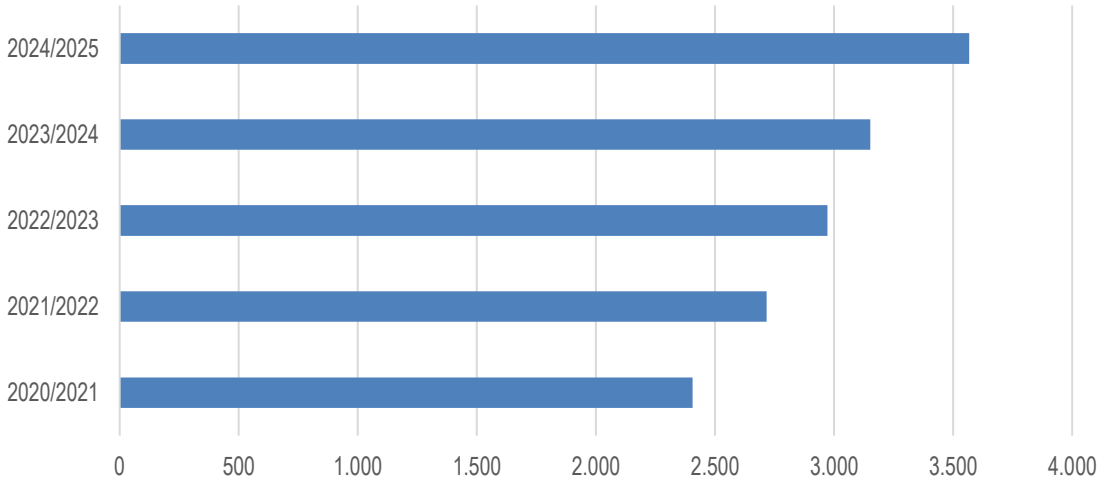

2. JAVNE I PRIVATNE PREDŠKOLSKE USTANOVE
PUBLIC AND PRIVATE PRESCHOOL INSTITUIONS

Kantoni i vrsta svojine *Cantons and type of ownership*	Broj ustanova *Number of institutions*	Broj djece *Number of children*		Od toga: djeca sa posebnim potrebama *Thereof: children with special needs*		Zaposleni *Employees*		Broj djece na jednog odgajatelja *Number of children per educator*	Djeca koja nisu primljena zbog popunjenog kapaciteta *Children not enrolled due to lack of capacities*
		svega *All*	ženski *Female*	svega *All*	ženski *Female*	svega *All*	ženski *Female*		
Federacija BiH									
Ukupno / *Total*	288	26.084	12.544	446	143	3.567	3.367	13	3.696
Privatne / *Private*	164	13.142	6.399	155	55	1.762	1.661	14	1.155
Javne / *Public*	124	12.942	6.145	291	88	1.805	1.706	13	2.541
Unsko-sanski									
Ukupno / *Total*	18	1.746	838	37	7	249	230	16	584
Privatne / *Private*	9	517	272	10	-	55	49	24	33
Javne / *Public*	9	1.229	566	27	7	194	181	14	551
Posavski									
Ukupno / *Total*	3	217	110	-	-	35	34	10	124
Privatne / *Private*	-	-	-	-	-	-	-	-	-
Javne / *Public*	3	217	110	-	-	35	34	10	124
Tuzlanski									
Ukupno / *Total*	37	3.936	1.855	12	4	540	510	13	327
Privatne / *Private*	14	1.272	560	6	2	162	155	13	41
Javne / *Public*	23	2.664	1.295	6	2	378	355	13	286
Zeničko-dobojski									
Ukupno / *Total*	47	3.431	1.660	21	7	480	464	14	483
Privatne / *Private*	35	2.200	1.077	8	3	306	295	14	179
Javne / *Public*	12	1.231	583	13	4	174	169	13	304
Bosansko-podrinjski									
Ukupno / *Total*	1	241	119	3	1	41	36	10	40
Privatne / *Private*	-	-	-	-	-	-	-	-	-
Javne / *Public*	1	241	119	3	1	41	36	10	40
Srednjobosanski									
Ukupno / *Total*	22	1.891	932	36	13	226	203	15	620
Privatne / *Private*	13	712	335	11	2	95	90	13	102
Javne / *Public*	9	1.179	597	25	11	131	113	17	518
Hercegovačko-neretvanski									
Ukupno / *Total*	37	3.319	1.594	125	43	466	436	13	658
Privatne / *Private*	18	1.494	737	33	18	191	181	13	235
Javne / *Public*	19	1.825	857	92	25	275	255	13	423
Zzapadnohercegovački									
Ukupno / *Total*	20	1.781	900	58	18	197	190	13	325
Privatne / *Private*	16	1.013	550	30	8	108	102	13	158
Javne / *Public*	4	768	350	28	10	89	88	13	167
Kanton Sarajevo									
Ukupno / *Total*	93	8.710	4.179	145	47	1.219	1.155	13	214
Privatne / *Private*	54	5.639	2.736	51	21	808	755	15	204
Javne / *Public*	39	3.071	1.443	94	26	411	400	11	10
Kanton 10									
Ukupno / *Total*	10	812	357	9	3	114	109	12	321
Privatne / *Private*	5	295	132	6	1	37	34	13	203
Javne / *Public*	5	517	225	3	2	77	75	12	118

Grafikon 2.1 Djeca u predškolskim ustanovama prema vrsti predškolske ustanove u 2024/2025, %
Graph 2.1 Children in pre-school institutions by type of pre-school institutions in 2024/2025, %

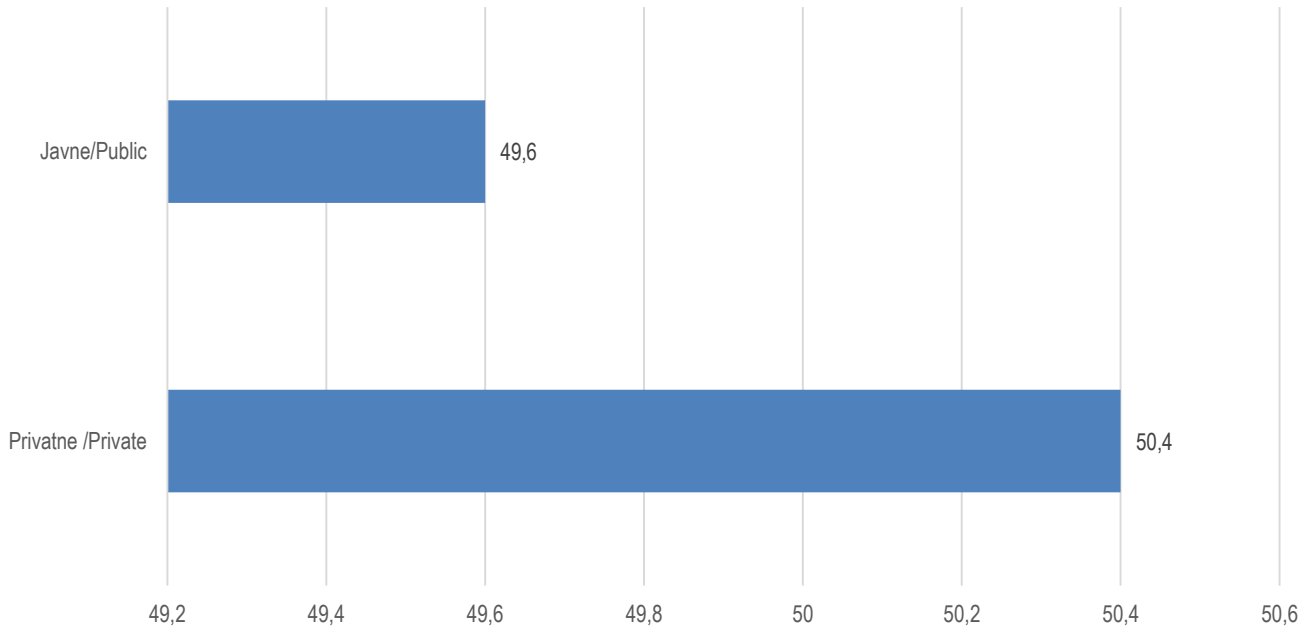

Grafikon 2.2 Zaposleni u predškolskim ustanovama prema vrsti ustanove u 2024/2025, %
Graph 2.2 Employees in pre-school institutions by type of pre-school institutions in 2024/2025, %

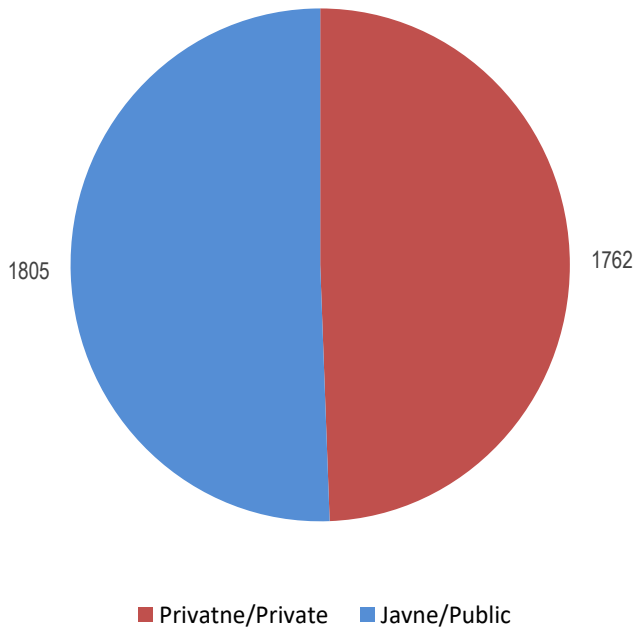

3. DJECE PREMA GODINAMA ROĐENJA I SPOLU
CHILDREN BY THE AGE OF BIRTH AND SEX

Kantoni *Cantons*	**Ukupno** *Total*	**Godina rođenja/** *Year of birth*						
		2018 i ranije *2018 and earlier*	2019	2020	2021	2022	2023	2024
Federacija BiH								
Svega / *All*	26.084	2.692	6.342	6.028	5.144	3.702	2.068	108
Djevojčice / *Girls*	12.544	1.293	3.059	2.891	2.512	1.778	970	41
Unsko-sanski								
Svega / *All*	1.746	118	432	416	344	266	166	4
Djevojčice / *Girls*	838	49	213	207	174	126	68	1
Posavski								
Svega / *All*	217	26	45	53	48	27	18	-
Djevojčice / *Girls*	110	10	25	28	21	15	11	-
Tuzlanski								
Svega / *All*	3.936	621	898	826	704	548	326	13
Djevojčice / *Girls*	1.855	295	422	406	340	241	144	7
Zeničko-dobojski								
Svega / *All*	3.431	399	776	810	655	471	270	50
Djevojčice / *Girls*	1.660	208	374	371	308	249	130	20
Bosansko-podrinjski								
Svega / *All*	241	22	73	42	104	-	-	-
Djevojčice / *Girls*	119	11	33	17	58	-	-	-
Srednjobosanski								
Svega / *All*	1.891	272	469	490	366	210	84	-
Djevojčice / *Girls*	932	121	244	243	187	95	42	-
Hercegovačko-neretvanski								
Svega / *All*	3.319	358	909	759	648	396	245	4
Djevojčice / *Girls*	1.594	177	433	361	318	188	114	3
Zapadnohercegovački								
Svega / *All*	1.781	173	422	396	367	282	141	-
Djevojčice / *Girls*	900	78	210	213	185	143	71	-
Kanton Sarajevo								
Svega / *All*	8.710	631	2.087	2.026	1.741	1.397	791	37
Djevojčice / *Girls*	4.179	309	1.010	943	849	681	377	10
Kanton 10								
Svega / *All*	812	72	231	210	167	105	27	-
Djevojčice / *Girls*	357	35	95	102	72	40	13	-

4. BROJ DJECE PREMA UZRASTU I SPOLU I BROJ ODGOJNIH GRUPA
NUMBER OF CHILDREN BY AGE AND SEX , NUMBER OF EDUCATIONAL GROUPS

	Broj djece / *Number of children*						
Kantoni *Cantons*	**Ukupno** *Total*	**do 3 god.** *Under 3 year*	**3 - 4 god.** *3 - 4 year*	**4 - 5 god.** *4 - 5 year*	**5 - 6 god.** *5 - 6year*	**Mješovite grupe od 3. do 6. god.** *Mixed groups of 3-6 years*	**Broj odgojnih grupa** *Number of educional groups*
Federacija BiH							
Svega / *All*	26.084	7.028	3.503	3.961	4.087	7.505	1.212
Djevojčice / *Girls*	12.544	3.340	1.744	1.951	1.929	3.580	-
Unsko-sanski							
Svega / *All*	1.746	491	245	297	316	397	84
Djevojčice / *Girls*	838	225	114	144	144	211	-
Posavski							
Svega / *All*	217	46	16	19	30	106	12
Djevojčice / *Girls*	110	27	7	10	16	50	-
Tuzlanski							
Svega / *All*	3.936	918	625	581	778	1.034	159
Djevojčice / *Girls*	1.855	400	316	281	376	482	-
Zeničko-dobojski							
Svega / *All*	3.431	1.005	473	637	692	624	166
Djevojčice / *Girls*	1.660	502	234	301	321	302	-
Bosansko-podrinjski							
Svega / *All*	241	-	-	-	-	241	10
Djevojčice / *Girls*	119	-	-	-	-	119	-
Srednjobosanski							
Svega / *All*	1.891	317	245	438	342	549	82
Djevojčice / *Girls*	932	157	118	230	159	268	-
Hercegovačko-neretvanski							
Svega / *All*	3.319	781	512	476	482	1.068	140
Djevojčice / *Girls*	1.594	374	262	232	234	492	-
Zapadnohercegovački							
Svega / *All*	1.781	633	204	221	206	517	89
Djevojčice / *Girls*	900	307	119	116	98	260	-
Kanton Sarajevo							
Svega / *All*	8.710	2.605	1.126	1.211	1.191	2.577	432
Djevojčice / *Girls*	4.179	1.251	551	604	561	1.212	-
Kanton 10							
Svega / *All*	812	232	57	81	50	392	38
Djevojčice / *Girls*	357	97	23	33	20	184	-

Grafikon 4.1 Broj djece u predškolskim ustanovama u FBIH po kantonima, 2024/2025 godina

Graph 4.1 Number of children in preschool institutions in the FBiH by cantons, 2024/2025

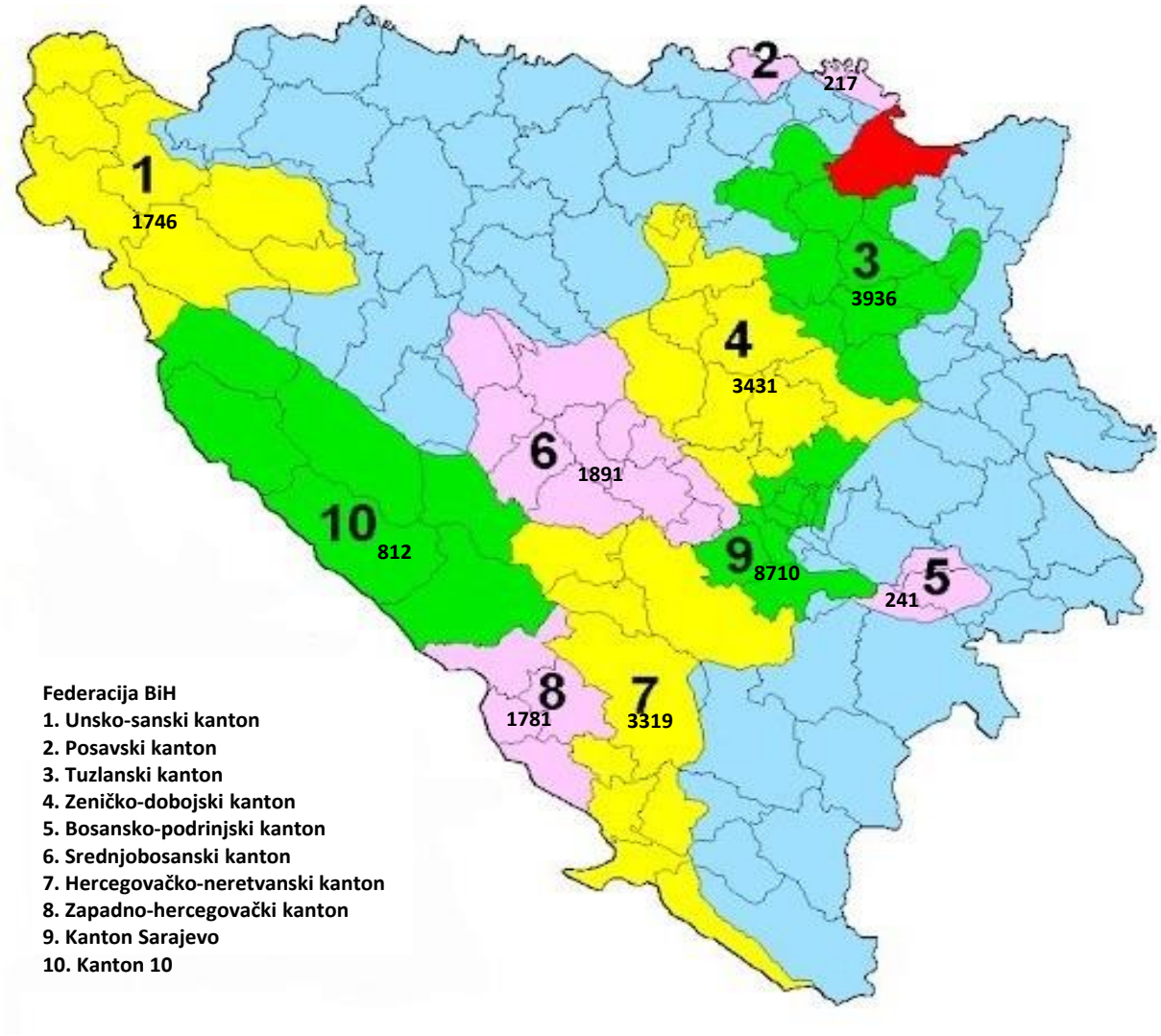

5. DJECA PREMA ZAPOSLENOSTI RODITELJA

CHILDREN BY PARENTS EMPLOYMENT

Kantoni *Cantons*	**Ukupno** *Total*	**Djeca čija su oba roditelja zaposlena** *Children whose parents are employed*	**Zaposlena samo majka** *Employed only a mother*		**Zaposlen samo otac** *Employed only a father*		**Nijedan roditelj nije zaposlen** *Neither parent is employed*	**Roditelji individualni poljoprivredni ci** *Parents are individual farmers*
			svega *All*	**od toga : samohrana** Thereof *selfsupporting*	**svega** *All*	**od toga : samohran** Thereof *selfsupporting*		
Federacija BiH	26.084	22.818	699	226	2.389	48	141	37
Unsko-sanski	1.746	1.445	74	38	212	11	11	4
Posavski	217	205	4	-	4	-	2	2
Tuzlanski	3.936	3.368	119	25	385	4	54	10
Zeničko-dobojski	3.431	2.968	111	35	340	6	11	1
Bosansko-podrinjski	241	240	-	-	-	-	1	-
Srednjobosanski	1.891	1.623	49	23	217	6	2	-
Hercegovačko-neretvanski	3.319	2.917	86	6	289	2	22	5
Zapadnohercegovački	1.781	1.487	71	14	219	-	2	2
Kanton Sarajevo	8.710	7.866	173	81	641	17	29	1
Kanton 10	812	699	12	4	82	2	7	12

Grafikon 5.1 Djeca prema zaposlenosti roditelja

Graph 5.1 Children by parents employment

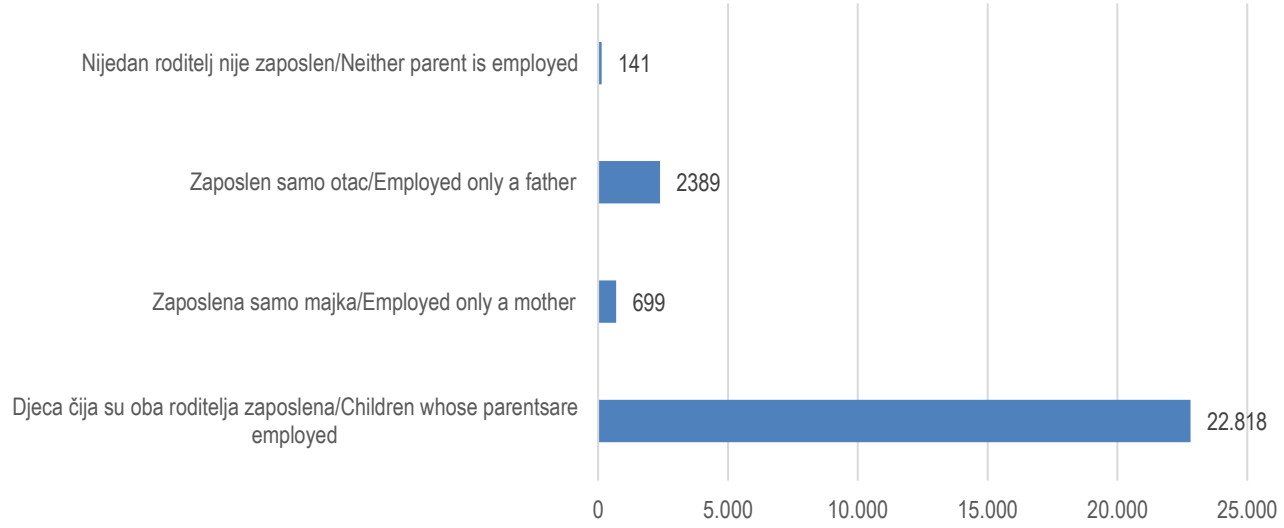

6. DJECA PREMA VISINI UPLATE BORAVKA

CHILDREN ACCORDING TO THE AMOUNTS OF PAYMENTS STAY

Kantoni *Cantons*	**Ukupno** *Total*	**Ne plaćaju boravak** *Do not pay for their stay*	**Djeca koja plaćaju** *Children who pay*			
			svega *All*	**do 50% mjesečne uplate** *Under 50% of monthly payment*	**više od 50% mjesečne uplate** *More then 50% of the monthly payment*	**puni iznos mjesečne uplate** *Full amount of monthly payment*
Federacija BiH	26.084	589	25.495	1.031	1.621	22.843
Unsko-sanski	1.746	50	1.696	11	82	1.603
Posavski	217	1	216	-	20	196
Tuzlanski	3.936	8	3.928	34	304	3.590
Zeničko-dobojski	3.431	38	3.393	66	261	3.066
Bosansko-podrinjski	241	1	240	-	-	240
Srednjobosanski	1.891	66	1.825	45	119	1.661
Hercegovačko-neretvanski	3.319	37	3.282	107	39	3.136
Zapadnohercegovački	1.781	38	1.743	3	311	1.429
Kanton Sarajevo	8.710	337	8.373	718	426	7.229
Kanton 10	812	13	799	47	59	693

Grafikon 6.1 Djeca prema visini uplate boravka

Graph 6.1 Children according to the amounts of payments stay

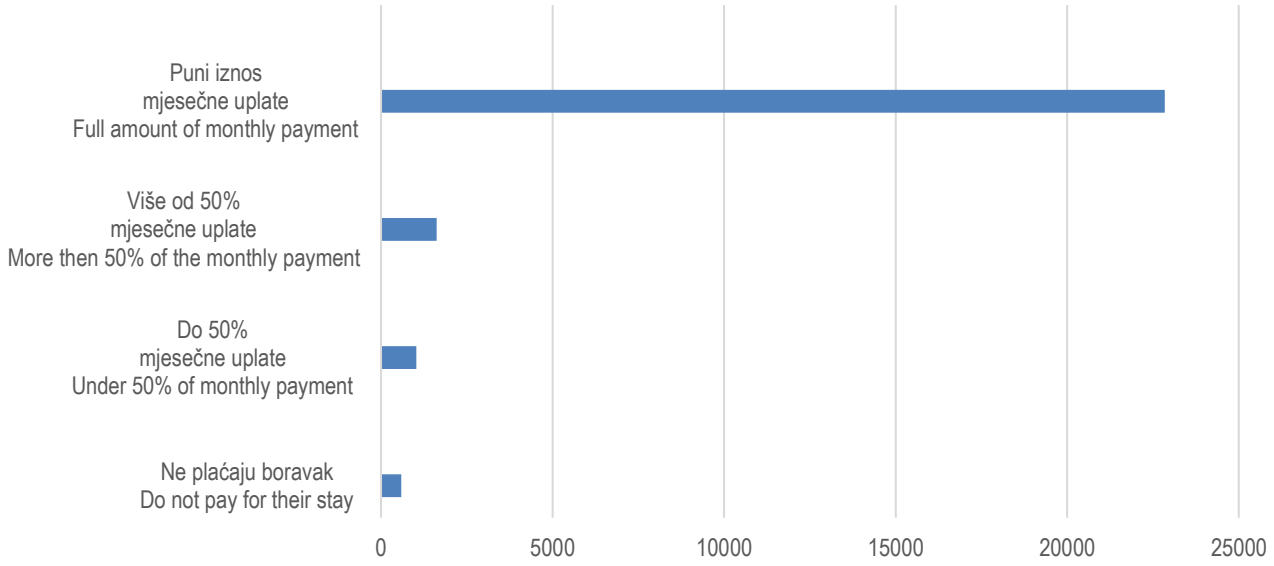

7. BROJ ZAPOSLENIH U PREDŠKOLSKIM USTANOVAMA

NUMBER OF EMPLOYEES IN PRESCHOOL INSTITUTIONS

Kantoni *Cantons*	**Ukupno** *Total*		**Zaposleni u upravi** *Management personnal*		**Zaposleni u nastavi** *Teaching staff*				**Pedagoski savjetnici** *Pedagogical advisors*		**Zdravstveni strucnjaci** *Health professionals*		**Zaposleni u administraciji** *Employees in the administration*		**Zaposleni na održavanju i operativa** *Maintenance and operations staff*	
							od toga: u jaslicama *of which : in nurseries*									
	svega *All*	**žene** *Female*	**svega** *All*	**žene** *Female*	**svega** *All*	**žene** *Female*	**svega** *All*	**žene** *Female*	**svega** *All*	**žene** *Female*	**svega** *All*	**žene** *Female*	**svega** *All*	**žene** *Female*	**svega** *All*	**žene** *Female*
Federacija BiH	3.567	3.367	221	185	1.940	1.916	458	445	126	123	447	438	145	111	688	594
Unsko-sanski	249	230	16	14	108	108	23	22	1	1	35	32	10	8	79	67
Posavski	35	34	3	3	22	22	8	8	-	-	1	1	1	1	8	7
Tuzlanski	540	510	21	17	298	293	51	50	21	19	72	72	34	28	94	81
Zeničko-dobojski	480	464	44	40	249	247	67	67	9	9	76	75	12	9	90	84
Bosansko-podrinjski	41	36	2	2	23	23	-	-	-	-	-	-	2	1	14	10
Srednjobosanski	226	203	19	14	124	120	22	21	5	4	21	19	4	4	53	42
Hercegovačko-neretvanski	466	436	23	19	260	260	61	57	40	40	30	30	28	21	85	66
Zapadnohercegovački	197	190	14	14	136	132	46	46	6	6	2	2	9	9	30	27
Kanton Sarajevo	1.219	1.155	69	53	654	645	152	146	39	39	208	205	39	25	210	188
Kanton 10	114	109	10	9	66	66	28	28	5	5	2	2	6	5	25	22

8. ZAPOSLENI U PREDŠKOLSKIM USTANOVAMA PREMA STAROSNIM GRUPAMA I POLU

NUMBER OF EMPLOYEES IN PRE-SCHOOL INSTITUIONS BY AGE GROUP AND SEX

Kantoni *Cantons*	**Spol** *Sex*	**Ukupno** *Total*	**Starosne grupe** *Age groups*										
			manje od 25 god. *Les than 25 years*	25-29	30-34	35-39	40-44	45-49	50-54	55-59	60-64	**65 i više god.** *65 and over*
FEDERACIJA BiH													
Ukupno *Total*	**svega** / *all*	2.513	205	494	498	457	335	219	134	85	86	-
	žene / *female*	2.477	199	489	491	452	328	216	132	84	86	-
Zaposleni u nastavi / *Teaching staff*	**svega** / *all*	1.940	135	368	374	360	277	174	114	75	63	-
	žene / *female*	1.916	132	365	369	356	272	172	113	74	63	-
Pedagoški savjetnici / *Pedagogical advisors*	**svega** / *all*	126	9	31	30	24	17	10	5	-	-	-
	žene / *female*	123	8	31	30	24	16	9	5	-	-	-
Zdravstveni stručnjaci / *Health professionals*	**svega** / *all*	447	61	95	94	73	41	35	15	10	23	-
	žene / *female*	438	59	93	92	72	40	35	14	10	23	-
UNSKO-SANSKI													
Ukupno *Total*	**svega** / *all*	144	9	16	20	24	26	18	9	11	11	-
	žene / *female*	141	7	15	20	24	26	18	9	11	11	-
Zaposleni u nastavi / *Teaching staff*	**svega** / *all*	108	2	9	13	21	22	15	9	8	9	-
	žene / *female*	108	2	9	13	21	22	15	9	8	9	-
Pedagoški savjetnici / *Pedagogical advisors*	**svega** / *all*	1	-	-	1	-	-	-	-	-	-	-
	žene / *female*	1	-	-	1	-	-	-	-	-	-	-
Zdravstveni stručnjaci / *Health professionals*	**svega** / *all*	35	7	7	6	3	4	3	-	3	2	-
	žene / *female*	32	5	6	6	3	4	3	-	3	2	-
POSAVSKI													
Ukupno *Total*	**svega** / *all*	23	-	10	4	3	2	-	1	-	3	-
	žene / *female*	23	-	10	4	3	2	-	1	-	3	-
Zaposleni u nastavi / *Teaching staff*	**svega** / *all*	22	-	9	4	3	2	-	1	-	3	-
	žene / *female*	22	-	9	4	3	2	-	1	-	3	-
Pedagoški savjetnici / *Pedagogical advisors*	**svega** / *all*	-	-	-	-	-	-	-	-	-	-	-
	žene / *female*	-	-	-	-	-	-	-	-	-	-	-
Zdravstveni stručnjaci / *Health professionals*	**svega** / *all*	1	-	1	-	-	-	-	-	-	-	-
	žene / *female*	1	-	1	-	-	-	-	-	-	-	-

8. ZAPOSLENIH U PREDŠKOLSKIM USTANOVAMA PREMA STAROSNIM GRUPAMA I POLU **(nastavak)**

NUMBER OF EMPLOYEES IN PRE-SCHOOL INSTITUIONS BY AGE GROUP AND SEX *(continued)*

Kantoni *Cantons*	**Spol** *Sex*	**Ukupno** *Total*	**Starosne grupe** *Age groups*										
			manje od 25 god. *Les than 25 years*	25-29	30-34	35-39	40-44	45-49	50-54	55-59	60-64	**65 i više god** *65 and over*
TUZLANSKI													
Ukupno *Total*	**svega** / *all*	391	25	61	76	77	61	41	15	15	20	-
	žene / *female*	384	23	61	75	77	59	39	15	15	20	-
Zaposleni u nastavi / *Teaching staff*	**svega** / *all*	298	15	51	59	60	49	36	11	10	7	-
	žene / *female*	293	13	51	58	60	48	35	11	10	7	-
Pedagoški savjetnici / *Pedagogical advisors*	**svega** / *all*	21	-	1	4	4	7	4	1	-	-	-
	žene / *female*	19	-	1	4	4	6	3	1	-	-	-
Zdravstveni stručnjaci / *Health professionals*	**svega** / *all*	72	10	9	13	13	5	1	3	5	13	-
	žene / *female*	72	10	9	13	13	5	1	3	5	13	-
ZENIČKO - DOBOJSKI													
Ukupno *Total*	**svega** / *all*	334	31	89	86	51	23	16	16	8	14	-
	žene / *female*	331	30	88	85	51	23	16	16	8	14	-
Zaposleni u nastavi / *Teaching staff*	**svega** / *all*	249	19	65	70	41	15	12	11	7	9	-
	žene / *female*	247	18	65	69	41	15	12	11	7	9	-
Pedagoški savjetnici / *Pedagogical advisors*	**svega** / *all*	9	2	4	2	-	1	-	-	-	-	-
	žene / *female*	9	2	4	2	-	1	-	-	-	-	-
Zdravstveni stručnjaci / *Health professionals*	**svega** / *all*	76	10	20	14	10	7	4	5	1	5	-
	žene / *female*	75	10	19	14	10	7	4	5	1	5	-
BOSANSKO-PODRINJSKI													
Ukupno *Total*	**svega** / *all*	23	-	-	3	5	5	1	6	3	-	-
	žene / *female*	23	-	-	3	5	5	1	6	3	-	-
Zaposleni u nastavi / *Teaching staff*	**svega** / *all*	23	-	-	3	5	5	1	6	3	-	-
	žene / *female*	23	-	-	3	5	5	1	6	3	-	-
Pedagoški savjetnici / *Pedagogical advisors*	**svega** / *all*	-	-	-	-	-	-	-	-	-	-	-
	žene / *female*	-	-	-	-	-	-	-	-	-	-	-
Zdravstveni stručnjaci / *Health professionals*	**svega** / *all*	-	-	-	-	-	-	-	-	-	-	-
	žene / *female*	-	-	-	-	-	-	-	-	-	-	-

8. ZAPOSLENIH U PREDŠKOLSKIM USTANOVAMA PREMA STAROSNIM GRUPAMA I POLU **(nastavak)**

NUMBER OF EMPLOYEES IN PRE-SCHOOL INSTITUIONS BY AGE GROUP AND SEX *(continued)*

Kantoni *Cantons*	**Spol** *Sex*	**Ukupno** *Total*	**Starosne grupe** *Age groups*									
			manje od 25 god. *Les than 25 years*	25-29	30-34	35-39	40-44	45-49	50-54	55-59	60-64	**65 i više god** *65 and over*
SREDNJOBOSANSKI												
Ukupno *Total*	**svega** / *all*	150	17	29	30	34	15	5	12	4	4	-
	žene / *female*	143	16	27	29	33	14	5	11	4	4	-
Zaposleni u nastavi / *Teaching staff*	**svega** / *all*	124	14	23	25	27	14	5	10	3	3	-
	žene / *female*	120	14	21	24	27	13	5	10	3	3	-
Pedagoški savjetnici / *Pedagogical advisors*	**svega** / *all*	5	1	1	1	2	-	-	-	-	-	-
	žene / *female*	4	-	1	1	2	-	-	-	-	-	-
Zdravstveni stručnjaci / *Health professionals*	**svega** / *all*	21	2	5	4	5	1	-	2	1	1	-
	žene / *female*	19	2	5	4	4	1	-	1	1	1	-
HERCEGOVAČKO - NERETVANSKI												
Ukupno *Total*	**svega** / *all*	330	12	48	53	59	55	52	29	9	13	-
	žene / *female*	330	12	48	53	59	55	52	29	9	13	-
Zaposleni u nastavi / *Teaching staff*	**svega** / *all*	260	11	36	42	42	45	38	25	9	12	-
	žene / *female*	260	11	36	42	42	45	38	25	9	12	-
Pedagoški savjetnici / *Pedagogical advisors*	**svega** / *all*	40	-	9	9	12	5	4	1	-	-	-
	žene / *female*	40	-	9	9	12	5	4	1	-	-	-
Zdravstveni stručnjaci / *Health professionals*	**svega** / *all*	30	1	3	2	5	5	10	3	-	1	-
	žene / *female*	30	1	3	2	5	5	10	3	-	1	-
ZAPADNOHERCEGOVAČKI												
Ukupno *Total*	**svega** / *all*	144	10	33	43	20	11	14	5	4	4	-
	žene / *female*	140	10	32	43	19	11	13	4	4	4	-
Zaposleni u nastavi / *Teaching staff*	**svega** / *all*	136	10	31	37	20	11	14	5	4	4	-
	žene / *female*	132	10	30	37	19	11	13	4	4	4	-
Pedagoški savjetnici / *Pedagogical advisors*	**svega** / *all*	6	-	2	4	-	-	-	-	-	-	-
	žene / *female*	6	-	2	4	-	-	-	-	-	-	-
Zdravstveni stručnjaci / *Health professionals*	**svega** / *all*	2	-	-	2	-	-	-	-	-	-	-
	žene / *female*	2	-	-	2	-	-	-	-	-	-	-

8. ZAPOSLENIH U PREDŠKOLSKIM USTANOVAMA PREMA STAROSNIM GRUPAMA I POLU **(nastavak)**

NUMBER OF EMPLOYEES IN PRE-SCHOOL INSTITUIONS BY AGE GROUP AND SEX *(continued)*

Kantoni *Cantons*	**Spol** *Sex*	**Ukupno** *Total*	**Starosne grupe** *Age groups*									
			manje od 25 god. *Les than 25 years*	25-29	30-34	35-39	40-44	45-49	50-54	55-59	60-64	**65 i više god** *65 and over*
KANTON SARAJEVO												
Ukupno *Total*	**svega** / *all*	901	99	192	165	175	129	67	37	25	12	-
	žene / *female*	889	99	192	161	172	125	67	37	24	12	-
Zaposleni u nastavi / *Teaching staff*	**svega** / *all*	654	62	132	105	132	106	49	32	25	11	-
	žene / *female*	645	62	132	103	129	103	49	32	24	11	-
Pedagoški savjetnici / *Pedagogical advisors*	**svega** / *all*	39	6	10	8	6	4	2	3	-	-	-
	žene / *female*	39	6	10	8	6	4	2	3	-	-	-
Zdravstveni stručnjaci / *Health professionals*	**svega** / *all*	208	31	50	52	37	19	16	2	-	1	-
	žene / *female*	205	31	50	50	37	18	16	2	-	1	-
KANTON 10												
Ukupno *Total*	**svega** / *all*	73	2	16	18	9	8	5	4	6	5	-
	žene / *female*	73	2	16	18	9	8	5	4	6	5	-
Zaposleni u nastavi / *Teaching staff*	**svega** / *all*	66	2	12	16	9	8	4	4	6	5	-
	žene / *female*	66	2	12	16	9	8	4	4	6	5	-
Pedagoški savjetnici / *Pedagogical advisors*	**svega** / *all*	5	-	4	1	-	-	-	-	-	-	-
	žene / *female*	5	-	4	1	-	-	-	-	-	-	-
Zdravstveni stručnjaci / *Health professionals*	**svega** / *all*	2	-	-	1	-	-	1	-	-	-	-
	žene / *female*	2	-	-	1	-	-	1	-	-	-	-

9. DJECA PREMA ODGOJNIM GRUPAMA U JASLICAMA PREMA STAROSTI I SPOLU

CHILDREN ACCORDING TO EDUCATION GROUPS IN THE NURSERY, BY AGE AND SEX

Kantoni *Cantons*	Broj jaslica *Number of nurseries*	Broj odgojnih grupa *Number of educational groups*	Ukupno djece *Total children*		Djeca prema starosti *Children by age*					
					do 1. god. *Under 1 yea r*		od navršene 1. do 2. godine *From age 1-2 years*		od navršene 2. do 3. godine From age 2-3 years	
			svega *All*	ženski *Female*	svega *All*	ženski *Female*	svega *All*	ženski *Female*	svega *All*	ženski *Female*
Federacija BiH	232	407	7.028	3.340	483	217	2.656	1.259	3.889	1.864
Unsko-sanski	17	28	491	225	2	1	196	85	293	139
Posavski	3	4	46	27	-	-	18	11	28	16
Tuzlanski	27	44	918	400	50	24	354	162	514	214
Zeničko-dobojski	41	62	1.005	502	46	16	354	178	605	308
Bosansko-podrinjski	-	-	-	-	-	-	-	-	-	-
Srednjobosanski	14	19	317	157	26	11	123	59	168	87
Hercegovačko-neretvanski	26	42	781	374	32	15	298	146	451	213
Zapadnohercegovački	17	36	633	307	95	42	204	100	334	165
Kanton Sarajevo	79	157	2.605	1.251	226	103	1.038	488	1.341	660
Kanton 10	8	15	232	97	6	5	71	30	155	62

Grafikon 9.1 Djeca u jaslicama prema starosti

Graph 9.1 Children in nursery by age

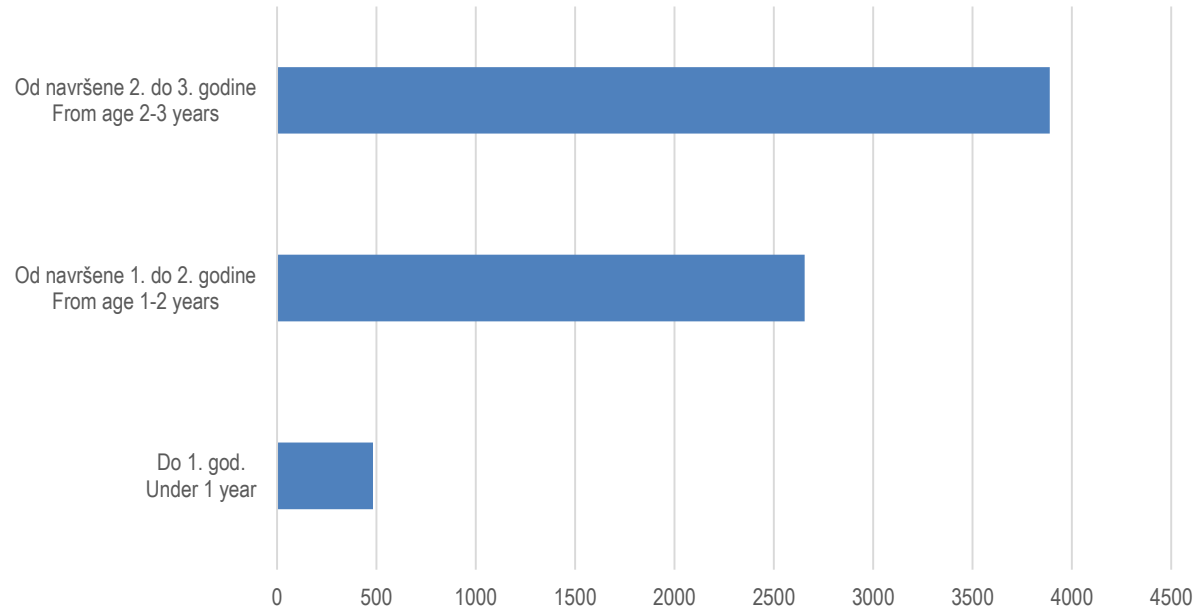

10. BROJ DJECE U PREDŠKOLSKIM USTANOVAMA PO OPĆINAMA

NUMBER OF CHILDREN IN PRE-SCHOOL INSTITUTIONS BY MUNICIPALITIES

	Broj djece u predškolskim ustanovama *Number of children in pre-school institutions*
Federacija BiH	**26.084**
Unsko-sanski kanton	**1.746**
Bosanski Petrovac	80
Bužim	67
Grad Bosanska Krupa	143
Grad Bihać	754
Grad Cazin	286
Ključ	68
Sanski Most	156
Velika Kladuša	192
Posavski kanton	**217**
Domaljevac-Šamac	29
Grad Orašje	110
Odžak	78
Tuzlanski kanton	**3.936**
Banovići	136
Doboj-Istok	99
Grad Gračanica	419
Grad Tuzla	1.987
Grad Gradačac	337
Grad Lukavac	188
Grad Srebrenik	86
Grad Živinice	412
Kalesija	230
Kladanj	42
Zeničko-dobojski kanton	**3.431**
Breza	90
Doboj-Jug	103
Grad Zenica	1.513
Kakanj	328
Maglaj	197
Tešanj	556
Usora	69
Vareš	57
Grad Visoko	167
Grad Zavidovići	191
Žepče	160
Bosansko-podrinjski kanton	**241**
Grad Goražde	241

10. BROJ DJECE U PREDŠKOLSKIM USTANOVAMA PO OPĆINAMA

NUMBER OF CHILDREN IN PRE-SCHOOL INSTITUTIONS BY MUNICIPALITIES

nastavak / *continued*

	Broj djece u predškolskim ustanovama *Number of children in pre-school institutions*
Srednjobosanski kanton	**1.891**
Bugojno	206
Donji Vakuf	104
Fojnica	69
Gornji Vakuf - Uskoplje	56
Jajce	138
Kiseljak	273
Kreševo	82
Novi Travnik	235
Travnik	366
Vitez	289
Busovača	73
Hercegovačko-neretvanski kanton	**3.319**
Grad Čapljina	293
Čitluk	306
Grad Mostar	2.126
Jablanica	85
Grad Konjic	173
Neum	91
Prozor	121
Grad Stolac	124
Zapadnohercegovački kanton	**1.781**
Grad Široki Brijeg	608
Grude	298
Grad Ljubuški	449
Posušje	426
Kanton Sarajevo	**8.710**
Centar Sarajevo	1.224
Hadžići	355
Ilidža	1.573
Ilijaš	417
Novil Grad Sarajevo	2.065
Novo Sarajevo	2.024
Stari Grad Sarajevo	539
Vogošća	513
Kanton 10	**812**
Drvar	63
Glamoč	42
Grad Livno	408
Kupres	34
Tomislavgrad	265

9 771512 740005