

BILJNA PROIZVODNJA
PLANT PRODUCTION
2023



377 STATISTIČKI BILTEN **377**
377 STATISTICAL BULLETIN **377**

Sarajevo, 2024.



Bosna i Hercegovina
Federacija Bosne i Hercegovine
Federalni zavod za statistiku
Institute for Statistics of FBiH

ISSN 1512-5106

BILJNA PROIZVODNJA

PLANT PRODUCTION

2023

377 STATISTIČKI BILTEN
STATISTICAL BULLETIN **377**

Sarajevo, 2024..

Izdavač: Federalni zavod za statistiku FBiH, Zelenih beretki 26, 71000 Sarajevo
Publisher: Institute for statistics of FBiH, Zelenih beretki 26, 71000 Sarajevo

Telefon/Phone/Fax: +387 33 22 64 52, +387 33 22 61 51

Elektronska pošta/E-mail: fedstat@fzs.ba
Internetska stranica/Web site: <http://www.fzs.ba>

Odgovara osoba: Doc. Dr. Emir Kremić, direktor
Person responsible: Assist. Prof. Dr. Emir Kremić, Director General

*Šemso Šurković, Muhidin Ahmethodžić, Amer Korić, Hidaeta Čolović, Zehra Bećiragić,
Belmira Hadžiabdić, Sanela Čengić, Dijana Simanić, Danijela Bujak-Buzuk*

Pripremila/Prepared by :
Elmina Ramić-Lukač

Molimo korisnike da prilikom korištenja podataka navedu izvor

Users are kindly requested to state the source

Štampano/Tiskano u 25 primjeraka

Printed in 25 copies

Obavijesti daje Odsjek za odnose s javnošću i biblioteka

Information is available at the Department of Public Relations and Library

Telefon/Phone:

+387 33 21 50 43

Pretplata publikacija/Subscription :

+387 33 21 50 43

PREDGOVOR

Federalni zavod za statistiku uradio je statistički bilten "Biljna proizvodnja u 2023. godini" u kojem su prezentirani podaci biljne proizvodnje, a rezultat su provedenih statističkih istraživanja prema Planu provođenja statističkih istraživanja od interesa za Federaciju Bosne i Hercegovine.

Želja nam je da našim korisnicima prezentiramo što više podataka o biljnoj proizvodnji u Federaciji Bosne i Hercegovine, kao što su podaci o zasijanim površinama u 2022/23. godini, ukupnoj proizvodnji usjeva, voća i grožđa i prosječnim prinosima istih u 2023. godini.

Podaci su dati za nivo Federacije Bosne i Hercegovine, kantona i općina.

PREFACE

Institute for Statistics of FBiH has completed the statistical Bulletin "Plant production in 2023" in which data are presented on crop production from regular statistical surveys in accordance with "The Statistical Research Programme for the Federation of Bosnia and Herzegovina".

We want to present more data on plant production in Federation of Bosnia and Herzegovina to our users, such as: the sown area in 2022/23 total crop, fruit and grapes production and their average yield (t/ha, kg/tree and kg/vine) in 2023.

Data are presented for the Federation of Bosnia and Herzegovina, cantons and municipalities.

Doc. dr. Emir Kremić, direktor
Federalnog zavoda za statistiku

*Assist.Prof. Dr. Emir Kremić, Director General
Institute for Statistics of FBiH*

Sarajevo, april/travanj 2024.
Sarajevo, April 2024

SKRAĆENICE/KRATICE

ha hektar
t tona
kg kilogram

ABBREVIATIONS

ha hectare
t ton
kg kilogram

ZNAKOVI

- nema pojave
0 podatak je manji od 0,5 upotrijebljene jedinice mjere

SYMBOLS

- no occurrence
0 value is less than 0.5 of the unit of measure used

SADRŽAJ

CONTENT

PREDGOVOR	3
<i>PREFACE</i>	
SKRAĆENICE/KRATICE I ZNAKOVI	4
<i>ABBREVIATIONS AND SYMBOLS</i>	
METODLOŠKA OBJAŠNJENJA	7
<i>METHODOLOGICAL NOTES</i>	
PROIZVODNJA VAŽNIJIH USJEVA	8
<i>MAIN CROP PRODUCTION</i>	
PROIZVODNJA VOĆA	10
<i>FRUIT PRODUCTION</i>	
ZASIJANE POVRŠINE U FBiH U 2022/23	12
<i>SOWN AREA BY CANTONS IN FBiH IN 2022/23</i>	
ZASIJANE POVRŠINE USJEVA PO KANTONIMA I OPĆINAMA U 2022/23	14
<i>SOWN AREA OF SELECTED CROPS BY CANTONS AND MUNICIPALITIES IN 2022/23</i>	
PROIZVODNJA RANIH USJEVA U 2023. GODINI	18
<i>EARLY CROP PRODUCTION IN 2023</i>	
PROIZVODNJA RANOG VOĆA U 2023. GODINI	19
<i>EARLY FRUIT PRODUCTION IN 2023</i>	
PROIZVODNJA KASNIH USJEVA U 2023. GODINI	20
<i>LATE CROP PRODUCTION BY CANTONS IN 2023</i>	
PROIZVODNJA KASNOG VOĆA U 2023. GODINI	22
<i>LATE FRUIT PRODUCTION IN 2023</i>	
PRINOSI USJEVA, VOĆA I GROŽĐA PO KANTONIMA I OPĆINAMA U 2023	24
<i>CROP, FRUIT AND GRAPES PRODUCTION BY CANTONS AND MUNICIPALITIES IN 2023</i>	

METODOLOŠKA OBJAŠNJENJA

METHODOLOGICAL EXPLANATIONS

Podaci o biljnoj proizvodnji prikupljaju se redovnim statističkim istraživanjima i to:

- 1) Podaci o zasijanim površinama (PO-21 i PO-22),
- 2) Podaci o ostvarenim prinosima usjeva, voća i grožđa (PO-32, PO-33 i PO-34).

Podaci predstavljaju ukupno ostvarenu poljoprivrednu proizvodnju, iako se prikupljanje podataka obavlja ovisno od izvještajne jedinice. Izvještajne jedinice za biljnu proizvodnju su:

- 1) poslovni subjekti, zemljoradničke zadruge i druge organizacije koje se bave poljoprivrednom proizvodnjom i dostavljaju podatke redovnim statističkim izvještajima,
- 2) općine za porodična/obiteljska poljoprivredna gazdinstva / gospodarstva, a podaci se prikupljaju metodom procjene koju rade stručnjaci za poljoprivredu u općinama. Podaci se iskazuju za općinu ukupno.

Podaci o zasijanim površinama i broju stabala voća i čokota/trsova

Prvo se utvrđuju podaci o površinama pojedinih kategorija korištenja zemljišta i upoređuju sa istim podacima iz prethodne godine. Obavezno voditi računa o promjenama površina pojedinih kategorija korištenja zemljišta u toku godine.

Poslije toga procjenjuju se zasijane površine na oranicama i baštama po pojedinim usjevima, broj stabala voća po vrstama voća, kao i broj čokota/trsova vinove loze (ukupan broj i broj sposobnih za rod).

Podaci o ostvarenoj proizvodnji usjeva, voća i grožđa

Požnjevena površina je površina sa koje je usjev požnjeven i prinos ubran. Požnjevena površina može biti manja od zasijane površine u slučaju ako su usjevi na nekim površinama usljed elementarnih i drugih nepogoda uništeni, te zbog toga nije obavljena žetva niti ubran prinos.

Kod voća i čokota/trsova uzima se broj stabala i čokota/trsova sposobnih za rod, a ne broj stabala sa kojih je ubran prinos. Ako je u međuvremenu došlo do stradanja nekih stabala ili čokota/trsova podaci moraju biti umanjeni za taj broj stabala ili čokota/trsova.

Ostvareni prinos ratarskih usjeva predstavlja prinos normalne vlažnosti koji je dobiven po završenoj žetvi/berbi i vršidbi, tj. prinos po odbitku količina izgubljenih pri žetvi, prijevozu do gazdinstva /gospodarstva, vršidbi i sl.

Prinos po jedinici površine (t/ha) obračunat je na požnjevenu površinu.

Prinos po stablu i čokotu/trsu (u kg) obračunat je na stablo sposobno za rod, odnosno na čokot/trs.

The data on crop production are collected through regular statistical surveys:

- 1) The data on sown area: (PO-21 and PO-22),
- 2) The data on production of arable crops, fruit and grapes: (PO-32, PO-33 and PO-34).

The data include total production; although the data are collected separately by kind of report unit. The report units for plant production are:

- 1) The agricultural enterprises, agricultural co-operatives and other organizations which are engaged in agriculture and data are gathered through regular statistical reports,
- 2) The family agricultural holdings and data are gathered through estimations. The estimations are made on local level - for each municipality in total. The estimators are currently agricultural experts in the local authorities of municipalities.

Data on sown area and number of fruit trees and vines

The first phase is the assessment of land use data and comparing this data with data of last year. It is important to take into account the changes of land use categories during the determined year.

Then to assess total sown arable area and to make estimation on number of fruit trees and vines (total number and number of fruit-bearing trees/vines).

Crop, fruit and grape production data

Harvested area is the area on which crops are harvested and yields are gathered. It can be smaller than the sown area in the case that crops were weather-beaten and because of the harvest was not carried out.

The trees and vines – are number of trees and vines capable of bearing, not tree numbers where crops were taken. In the case of harm to trees and vines this should be disposed of.

Realized yield crop is the yield of standard humidity after the deduction of all losses during harvest, transport and threshing.

Yield per unit of area (t/ha) is computed on the base of harvested area.

Yield per tree/vine (in kg) is computed for fruit - bearing tree or vine.

PROIZVODNJA VAŽNIJIH USJEVA
MAIN CROP PRODUCTION

	2021		2022		2023		
	ukupna total, t	t/ha	ukupna total, t	t/ha	ukupna total, t	t/ha	
Federacija Bosne i Hercegovine							
Pšenica	93.173	4,6	86.348	4,3	57.583	3,0	<i>Wheat</i>
Ječam	29.617	3,2	30.837	3,2	21.766	3,0	<i>Barley</i>
Kukuruz, zrno	211.902	4,5	192.529	4,2	215.226	4,9	<i>Maize-grain</i>
Krompir/krumpir	178.667	8,5	188.309	8,7	160.458	7,8	<i>Potato</i>
Grah, suho zrno	8.352	2,0	5.059	1,2	6.464	1,8	<i>Bean, dried beans</i>
Kupus	29.360	10,7	30.930	11,3	29.839	11,6	<i>Cabbage</i>
Kukuruz, zelena masa	431.702	16,6	431.504	16,6	504.599	19,6	<i>Maize, green mass</i>
Travno-djetel. smjese	50.578	3,4	48.291	3,1	39.185	3,0	<i>Grass-clover mixtures</i>
Unsko-sanski kanton							
Pšenica	20.704	4,7	19.333	4,6	10.435	2,6	<i>Wheat</i>
Ječam	4.910	4,4	5.152	4,2	3.470	3,0	<i>Barley</i>
Kukuruz, zrno	73.382	5,5	66.258	5,3	78.547	6,3	<i>Maize-grain</i>
Krompir/krumpir	24.591	8,9	26.857	9,3	23.057	8,7	<i>Potato</i>
Grah, suho zrno	1.440	0,9	1.517	1,0	1.259	1,0	<i>Bean, dried beans</i>
Kupus	2.018	10,1	2.108	10,5	2.044	10,4	<i>Cabbage</i>
Kukuruz, zelena masa	139.454	22,7	157.478	24,5	169.045	25,8	<i>Maize, green mass</i>
Travno-djetel. smjese	7.366	3,3	6.759	3,1	8.796	3,8	<i>Grass-clover mixtures</i>
Kanton Posavski							
Pšenica	23.288	5,8	21.696	5,3	11.902	3,0	<i>Wheat</i>
Ječam	3.331	4,8	3.840	4,6	1.979	2,7	<i>Barley</i>
Kukuruz, zrno	21.111	4,1	17.565	3,6	24.065	5,2	<i>Maize-grain</i>
Krompir/krumpir	1.845	9	1.464	7,7	1.433	7,3	<i>Potato</i>
Grah, suho zrno	108	1,2	93	1,0	126	1,5	<i>Bean, dried beans</i>
Kupus	1.570	13,5	1.190	11,9	1.276	14,5	<i>Cabbage</i>
Kukuruz, zelena masa	19.860	29,6	16.825	24,6	18.300	29,8	<i>Maize, green mass</i>
Travno-djetel. smjese	1.894	8,8	1.544	6,9	2.205	10,9	<i>Grass-clover mixtures</i>
Tuzlanski							
Pšenica	20.274	5,3	16.542	4,7	11.100	3,4	<i>Wheat</i>
Ječam	4.529	3,9	4.120	3,7	3.366	3,3	<i>Barley</i>
Kukuruz, zrno	93.450	4,2	78.299	3,6	84.353	4,2	<i>Maize-grain</i>
Krompir/krumpir	62.373	8,8	60.903	8,3	49.325	7,2	<i>Potato</i>
Grah, suho zrno	927	1,27	709	1,1	555	0,9	<i>Bean, dried beans</i>
Kupus	5.685	5,4	5.643	5,3	3.228	3,3	<i>Cabbage</i>
Kukuruz, zelena masa	191.815	13,3	164.188	11,9	224.705	16,5	<i>Maize, green mass</i>
Travno-djetel. smjese	7.397	2,5	7.972	2,7	7.000	2,4	<i>Grass-clover mixtures</i>
Zeničko-dobojski							
Pšenica	8.637	4,7	8.397	4,2	5.216	2,7	<i>Wheat</i>
Ječam	2.310	4,4	1.797	3,8	1.239	2,7	<i>Barley</i>
Kukuruz, zrno	19.406	4,2	25.376	5,7	22.817	5,1	<i>Maize-grain</i>
Krompir/krumpir	15.728	6,4	13.123	5,2	12.461	4,9	<i>Potato</i>
Grah, suho zrno	705	1,30	745	1,3	794	1,41	<i>Bean, dried beans</i>
Kupus	2.097	12,3	2.276	13,5	2.169	13,2	<i>Cabbage</i>
Kukuruz, zelena masa	12.623	12,8	15.817	12,2	15.170	14,1	<i>Maize, green mass</i>
Travno-djetel. smjese	15.270	3,3	14.551	2,9	10.602	2,2	<i>Grass-clover mixtures</i>
Bosansko-podrinjski							
Pšenica	146	3,5	150	3,2	79	1,8	<i>Wheat</i>
Ječam	23	2,3	28	2,5	32	1,9	<i>Barley</i>
Kukuruz, zrno	20	0,6	15	0,5	21	0,7	<i>Maize-grain</i>
Krompir/krumpir	5.220	13,4	5.638	14,6	4.619	12	<i>Potato</i>
Grah, suho zrno	76	2,0	30	1,6	56	1,6	<i>Bean, dried beans</i>
Kupus	361	8,6	318	9,5	291	7,9	<i>Cabbage</i>
Kukuruz, zelena masa	288	18,0	270	15,0	320	20	<i>Maize, green mass</i>
Travno-djetel. smjese	277	4,4	202	3,5	202	3,5	<i>Grass-clover mixtures</i>

PROIZVODNJA VAŽNIJIH USJEVA (nastavak)
MAIN CROP PRODUCTION (continued)

	2021		2022		2023		
	ukupna total, t	t/ha	ukupna total, t	t/ha	ukupna total, t	t/ha	
Srednjobosanski							
Pšenica	4.652	3,2	4.963	3,4	4.039	2,8	<i>Wheat</i>
Ječam	2.851	3,2	3.114	3,4	2.635	2,9	<i>Barley</i>
Kukuruz, zrno	1.977	1,9	2.268	2,0	2.088	2,0	<i>Maize-grain</i>
Krompir/krumpir	20.205	6,8	23.080	7,5	18.123	6,1	<i>Potato</i>
Grah, suho zrno	4.022	6,5	1.020	1,5	2.552	4,1	<i>Bean, dried beans</i>
Kupus	6.178	11,8	8.651	15,5	7.454	14,1	<i>Cabbage</i>
Kukuruz, zelena masa	17.762	15,3	24.758	20,9	25.202	21	<i>Maize, green mass</i>
Travno-djetel. smjese	3.821	2,8	3.986	3,0	4.665	3,2	<i>Grass-clover mixtures</i>
Hercegovačko-neretvanski							
Pšenica	986	3,7	799	3,7	666	3,3	<i>Wheat</i>
Ječam	630	2,9	643	3,0	655	2,8	<i>Barley</i>
Kukuruz, zrno	190	3,1	205	3,4	199	3,3	<i>Maize-grain</i>
Krompir/krumpir	23.618	11,6	26.011	12,6	23.569	11,8	<i>Potato</i>
Grah, suho zrno	495	2,4	430	2,1	565	2,8	<i>Bean</i>
Kupus	7.822	28,6	7.201	27,2	9.396	35,5	<i>Cabbage</i>
Kukuruz, zelena masa	3.689	13,3	1.037	14,4	6.703	19,8	<i>Maize, green mass</i>
Travno-djetel. smjese	60	2,1	60	2,1	68	2,4	<i>Grass-clover mixtures</i>
Zapadnohercegovački							
Pšenica	2.082	3	2.018	2,9	2.028	2,9	<i>Wheat</i>
Ječam	1.271	2,5	1.513	2,5	1.399	2,5	<i>Barley</i>
Kukuruz, zrno	1.824	3,1	1.703	3,1	2.083	3,5	<i>Maize-grain</i>
Krompir/krumpir	10.264	9,0	11.913	9,7	11.975	9,8	<i>Potato</i>
Grah, suho zrno	105	1,9	101	2,0	102	2,1	<i>Bean, dried beans</i>
Kupus	1.405	12,2	1.423	12,1	1.566	17,1	<i>Cabbage</i>
Kukuruz, zelena masa	1.265	10,1	1.570	10,9	480	10,9	<i>Maize, green mass</i>
Travno-djetel. smjese	182	2,6	175	2,5	192	2,7	<i>Grass-clover mixtures</i>
Kanton Sarajevo							
Pšenica	405	3	567	3,3	477	2,8	<i>Wheat</i>
Ječam	531	3,2	636	3,2	630	3,2	<i>Barley</i>
Kukuruz, zrno	521	2,4	811	3,3	1.030	4,2	<i>Maize-grain</i>
Krompir/krumpir	3.825	3,5	8.324	7,2	7.067	6,2	<i>Potato</i>
Grah, suho zrno	425	1,8	365	1,5	381	1,7	<i>Bean, dried beans</i>
Kupus	766	5	663	4,5	800	5,3	<i>Cabbage</i>
Kukuruz, zelena masa	7.570	22,9	7.903	22,8	8.190	24,1	<i>Maize, green mass</i>
Travno-djetel. smjese	2.428	3,6	2.614	4,0	2.379	4,0	<i>Grass-clover mixtures</i>
Kanton 10							
Pšenica	12.000	3,3	11.883	3,3	10.105	3,6	<i>Wheat</i>
Ječam	9.231	2,4	9.996	2,5	6.360	3,2	<i>Barley</i>
Kukuruz, zrno	22	1,4	29	1,4	26	1,4	<i>Maize-grain</i>
Krompir/krumpir	10.997	13,7	10.997	13,4	8.831	14	<i>Potato</i>
Grah, suho zrno	50	1,6	50	1,5	74	3,8	<i>Bean, dried beans</i>
Kupus	1.459	16,2	1.459	18,6	1.617	25,5	<i>Cabbage</i>
Kukuruz, zelena masa	37.377	19,1	41.658	21,1	36.484	19,2	<i>Maize, green mass</i>
Travno-djetel. smjese	11.885	4,2	10.428	3,6	3.076	4,7	<i>Grass-clover mixtures</i>

PROIZVODNJA VOCA
FRUIT PRODUCTION

	2021		2022		2023		
	ukupan total , t	po stablu per tree , kg	ukupan total , t	po stablu per tree , kg	ukupan total , t	po stablu per tree , kg	
Federacija Bosne i Hercegovine							
Trešnje	6.150	10,7	7.087	12,1	4.409	8,4	Cherry
Višnje	2.549	9,4	2.630	9,6	1.969	7,1	Sour cherry
Kajsije/marelice	468	6,2	546	7,5	500	8,5	Apricot
Jabuke	42.009	11,4	51.163	13,5	38.210	10,2	Apple
Kruške	10.330	7,6	15.295	10,8	11.376	8	Pear
Šljive	34.154	5,7	54.686	9,0	42.120	6,9	Plum
Breskve	5.657	11,3	5.338	9,7	3.923	8	Peach
Orasi	3.001	7,0	4.207	10,0	2.250	5,4	Walnut
Unsko-sanski kanton							
Trešnje	116	3,5	484	14,7	71	2,2	Cherry
Višnje	64	6,9	94	10,1	59	6,3	Sour cherry
Kajsije/marelice	-	-	14	10,0	6	4,3	Apricot
Jabuke	1.308	9,0	3.016	20,8	1.098	10,7	Apple
Kruške	275	4,7	923	15,9	209	10,9	Pear
Šljive	1.624	2,2	9.808	13,4	3.148	6	Plum
Breskve	4	1,1	32	7,9	9	7,4	Peach
Orasi	177	2,2	1.023	12,9	409	5,1	Walnut
Kanton Posavski							
Trešnje	26	8,4	23	7,2	18	5,2	Cherry
Višnje	82	14,4	66	11,0	68	9,7	Sour cherry
Kajsije/marelice	29	14,1	24	11,1	22	9,1	Apricot
Jabuke	366	9,1	299	7,2	450,7	10,7	Apple
Kruške	153	10,9	127	9,0	175,4	10,9	Pear
Šljive	867	5,4	737	4,6	991,3	6	Plum
Breskve	27	7,1	18	5,3	27,9	7,4	Peach
Orasi	37	6,3	49	8,3	40	6,6	Walnut
Tuzlanski							
Trešnje	2.673	12,3	2.603	11,8	1.586	10,4	Cherry
Višnje	1.164	11,2	1.094	10,4	952	9	Sour cherry
Kajsije/marelice	202	4,9	228	5,9	171	8,6	Apricot
Jabuke	15.957	10,1	24.590	15,1	19.903	12,1	Apple
Kruške	4.352	6,7	7.756	11,8	7.466	11,3	Pear
Šljive	17.809	6,3	27.878	9,7	27.837	9,6	Plum
Breskve	264	5,4	219	4,5	205	4,3	Peach
Orasi	451	6,1	567	7,6	472	6,1	Walnut
Zeničko-dobojski							
Trešnje	833	12,8	785	11,7	463	6,7	Cherry
Višnje	422	8,5	409	8,4	234	4,7	Sour cherry
Kajsije/marelice	22	8,5	26	10,0	24	9,3	Apricot
Jabuke	4.815	10,5	4.287	9,3	2.694	6,9	Apple
Kruške	1.435	8,0	1.516	8,3	1.100	5,9	Pear
Šljive	3.070	5,0	3.315	5,6	2.167	3,6	Plum
Breskve	28	5,2	26	5,0	30	5,5	Peach
Orasi	393	7,7	255	7,2	164	4,5	Walnut
Bosansko-podrinjski							
Trešnje	23	0,7	345	10,9	260	8,6	Cherry
Višnje	6	0,6	66	8,1	59	8,1	Sour cherry
Kajsije/marelice	0	1,0	-	-	0	1	Apricot
Jabuke	3.580	27,5	3302	24,8	1.730	13,2	Apple
Kruške	506	8,9	722	12,5	317	5,7	Pear
Šljive	331	1,5	402	1,8	136	0,7	Plum
Breskve	2	4,0	2	4,0	1,1	3,0	Peach
Orasi	245	5,0	276	5,6	194	4,3	Walnut

PROIZVODNJA VOĆA (nastavak)
FRUIT PRODUCTION (continued)

	2021		2022		2023		
	ukupan total, t	po stablu per tree, kg	ukupan total, t	po stablu per tree, kg	ukupan total, t	po stablu per tree, kg	
Srednjobosanski							
Trešnje	342	16,9	293	14,9	178	9,2	Cherry
Višnje	215	18,3	152	12,6	129	11	Sour cherry
Kajsije/marelice	0	5,0	-	-	0	10	Apricot
Jabuke	3.777	14,5	3.647	13,7	2.090	8	Apple
Kruške	1.278	10,6	1.330	10,9	1.012	8,4	Pear
Šljive	6.967	14,7	6.019	13,3	4.170	8,6	Plum
Breskve	0	6,8	-	-	0	5,0	Peach
Orasi	340	11,8	354	11,9	273	9,7	Walnut
Hercegovačko-neretvanski							
Trešnje	1350	10,8	1.690	13,1	1.224	8,9	Cherry
Višnje	245	8,0	278	9,3	197	6,8	Sour cherry
Kajsije/marelice	187	9,6	199	10,2	239	10	Apricot
Jabuke	9.303	11,8	8.581	11,0	8.145	10,4	Apple
Kruške	745	7,8	859	8,9	63	0,7	Pear
Šljive	1.744	3,4	4.102	7,1	1.990	3,5	Plum
Breskve	5.208	12,4	4.862	10,4	3.487	8,5	Peach
Orasi	247	7,3	314	9,2	55	1,5	Walnut
Zapadnohercegovački							
Trešnje	438	12,7	557	16,2	359	10,4	Cherry
Višnje	106	9,3	204	17,8	89	7,6	Sour cherry
Kajsije/marelice	21	4,4	48	9,7	34	6,8	Apricot
Jabuke	345	9,5	370	9,7	372	9,7	Apple
Kruške	45	4,9	52	5,2	50	5	Pear
Šljive	203	6,1	235	7,0	217	6,5	Plum
Breskve	118	7,2	169	10,1	160	9,7	Peach
Orasi	182	8,6	181	8,5	183	8,5	Walnut
Kanton Sarajevo							
Trešnje	337	7,9	284	6,7	245	5,7	Cherry
Višnje	286	6,6	261	6,1	181	4,2	Sour cherry
Kajsije/marelice	7	2,1	7	2,1	5	1,5	Apricot
Jabuke	2.417	10,9	2.873	10,8	1.591	5,9	Apple
Kruške	1.476	8,7	1.926	9,6	928	4,5	Pear
Šljive	1.437	4,8	2.024	6,1	1.335	4	Plum
Breskve	5	1,2	9	2,1	4	0,8	Peach
Orasi	841	13,3	851	12,8	304	4,5	Walnut
Kanton 10							
Trešnje	13	5,0	27	9,3	4,9	6,6	Cherry
Višnje	6	5,2	7	6,4	2,1	3,2	Sour cherry
Kajsije/marelice	-	-	-	-	-	-	Apricot
Jabuke	142	5,3	197	7,3	135,1	6,8	Apple
Kruške	66	6,4	83	8,0	54,3	5,9	Pear
Šljive	103	1,2	167	2,0	129,1	2,2	Plum
Breskve	-	-	-	-	0	0,2	Peach
Orasi	88	3,6	338	13,9	157,4	9,2	Walnut

ZASIJANE POVRŠINE U 2022/2023
SOWN AREA IN 2022/2023

	Federacija BiH Ukupno <i>Total</i>	Pregled po <i>Review by</i>				
		Unsko- sanski	Kanton Posavski	Tuzlanski	Zeničko- dobojski	Bosansko podrinjski

Zasijana oranična
Sown arable

Zasijano - ukupno	188.296	39.971	15.145	59.318	24.929	1.726
Žita	81.470	21.360	9.431	26.792	7.238	101
Industrijsko bilje	4.727	178	3.469	208	36	-
Povrtno bilje	40.598	5.705	792	11.830	6.223	624
Stočno - krmno bilje	61.502	12.727	1.453	20.487	11.432	1.001

Zasijane površine
Sown area with

Pšenica (ozima i jara)	19.528	3.976	3.941	3.792	1.947	43
Raž (ozima i jara)	2.056	413	25	249	73	5
Ječam (ozimi i jari)	7.459	1.165	739	1.165	461	17
Zob (ozima i jara)	2.915	1.436	47	342	135	2
Kukuruz - zrno	43.765	12.389	4.600	20.321	4.445	31
Soja	3.857	167	3.439	104	3	-
Duhan	249	-	7	83	-	-
Krompir/krumpir	20.634	2.660	195	6.894	2.538	384
Mrkva	849	54	11	84	420	3
Luk crni	3.179	293	35	628	1.087	22
Luk bijeli	901	178	21	240	137	9
Grah	3.653	1.261	87	600	563	34
Grašak	568	25	31	163	87	6
Kupus	2.589	196	108	986	164	37
Paradajz/rajčica	1.963	178	100	612	274	39
Paprika zelena	1.638	202	73	545	269	42
Krastavac	1.365	394	36	438	189	31
Lubenice	352	38	17	34	6	0
Djetelina	9.641	1.789	265	1.827	2.878	73
Lucerka/lucerna	9.984	1.728	360	1.744	2.320	818
Grahorica	317	202	-	88	6	3
Kukuruz, zelena masa	25.729	6.584	615	13.612	1.079	16
Stočna repa	618	10	5	25	180	6
Mješ. trava, mahunjača i žita	565	25	-	175	43	20
Travno - djetelinske smjese	13.150	2.311	203	2.914	4.844	60

ZASIJANE POVRŠINE U 2022/2023
SOWN AREA IN 2022/2023

					ha
kantonima					
<i>cantons</i>					
Srednjo-bosanski	Hercegovačko-neretvanski	Zapadno-hercegovački	Kanton Sarajevo	Kanton 10	
površina					
<i>area</i>					
16.264	6.098	5.863	5.191	13.793	Sown area - total
4.739	607	1.953	1.132	8.115	Cereals
4	161	332	6	332	Industrial crops
5.158	4.624	2.220	2.568	854	Vegetable crops
6.363	706	1.357	1.485	4.491	Fodder crops
odabranih usjeva					
<i>selected crops</i>					
1.451	203	702	172	3.302	Wheat
336	71	7	64	813	Rye
899	228	580	200	2.005	Barley
316	16	11	102	508	Oats
1.052	64	600	244	19	Maize - grain
-	-	-	-	144	Soya
-	38	121	-	-	Tobacco
2.962	1.995	1.226	1.150	631	Potato
85	47	37	66	43	Carrot
353	358	138	224	41	Onion
114	67	63	51	22	Garlic
620	203	49	217	20	Bean
59	97	38	50	11	Pea
528	265	91	151	63	Cabbage and kale
86	411	145	115	2	Tomato
77	282	61	85	2	Green peper
58	89	53	75	2	Cucumber
-	183	74	-	-	Melon and watermelon
1.771	172	372	195	300	Clover
1.517	118	680	209	490	Lucerne
10	8	-	-	-	Vetch
1.201	338	44	340	1.900	Maize, green mass
143	24	51	139	35	Forage beet
153	14	130	5	-	Mixture of leg.grass.and cereal
1.480	29	70	591	650	Mixture of grasses and clovers

ZASIJANE POVRŠINE ODABRANIH USJEVA PO KANTONIMA I OPĆINAMA U 2022/2023.
 SOWN AREA WITH SELECTED CROPS BY CANTONS AND MUNICIPALITIES IN 2022/2023.

ha

	Pšenica <i>Wheat</i>	Raž <i>Rye</i>	Ječam <i>Barley</i>	Zob <i>Oats</i>	Kukuruz <i>Maize</i>	Krompir/ krumpir <i>Potato</i>	Luk crni <i>Onion</i>	Grah <i>Bean</i>
UNSKO-SANSKI	3.976	413	1.165	1.436	12.389	2.660	293	1.261
Grad Bihać	267	29	105	18	370	30	4	7
Bosanska Krupa	500	50	50	100	400	120	10	65
Bosanski Petrovac	129	50	130	85	115	255	25	30
Bužim	68	-	25	8	240	95	3	10
Cazin	1.967	70	280	770	3.392	750	100	410
Ključ	59	9	72	50	422	75	12	45
Sanski Most	386	205	355	325	3.250	1.085	121	464
Velika Kladuša	600	-	148	80	4.200	250	18	230
KANTON POSAVSKI	3.941	25	739	47	4.600	195	35	87
Domaljevac-Šamac	310	-	120	-	350	25	3	20
Odžak	1.356	25	209	30	2.392	95	4	28
Orašje	2.275	-	410	17	1.858	75	28	39
TUZLANSKI	3.792	249	1.165	342	20.321	6.894	628	600
Banovići	79	3	4	11	311	294	7	51
Čelić	130	28	80	15	350	62	16	31
Doboj Istok	113	-	30	10	270	168	10	10
Gračanica	270	15	90	5	2.750	900	90	15
Gradačac	1.070	-	69	45	4.070	810	150	167
Kalesija	500	20	489	40	2.208	745	62	63
Kladanj	18	-	2	5	440	440	15	10
Lukavac	1.001	140	110	60	4.800	1.104	48	60
Sapna	28	-	12	3	100	35	5	3
Srebrenik	47	8	21	33	1.842	376	74	40
Teočak	85	2	20	25	480	60	10	10
Grad Tuzla	295	3	210	65	1.300	600	70	10
Živinice	157	30	28	25	1.400	1.300	70	130
ZENIČKO-DOBOJSKI	1.948	73	461	135	4.445	2.538	1.087	563
Breza	20	-	8	-	6	80	12	3
Doboj Jug	14	-	2	2	65	38	2	-
Kakanj	140	1	45	9	175	220	40	59
Maglaj	52	5	19	-	143	158	22	24
Olovo	4	-	-	2	2	35	8	12
Tešanj	263	-	60	40	1.600	281	45	40
Usora	600	28	155	30	1.600	50	4	6
Vareš	9	-	6	3	2	66	4	10
Visoko	560	12	80	5	300	750	47	230
Zavidovići	15	2	2	2	170	90	31	58
Grad Zenica	244	23	41	41	220	626	860	97
Žepče	27	2	43	1	162	145	12	24
BOSANSKO-PODRINJSKI	43	5	17	2	30	384	22	34
Foča	16	1	5	0	-	50	5	8
Goražde	26	4	12	2	30	300	14	20
Pale	1	-	1	-	0	34	3	6

ZASIJANE POVRŠINE ODABRANIH USJEVA PO KANTONIMA I OPĆINAMA U 2022/2023. (nastavak)
SOWN AREA WITH SELECTED CROPS BY CANTONS AND MUNICIPALITIES IN 2022/2023. (continued)

ha

	Pšenica Wheat	Raž Rye	Ječam Barley	Zob Oats	Kukuruz Maize	Krompir/ krumpir Potato	Luk crni Onion	Grah Bean
SREDNJOBOSANSKI	1.451	336	899	316	1.052	2.962	353	620
Bugojno	170	110	210	100	80	230	60	55
Busovača	200	28	30	-	430	310	15	141
Dobretići	-	-	-	-	1	18	1	0
Donji Vakuf	45	13	25	10	38	79	47	31
Fojnica	90	30	30	23	35	490	43	58
Gornji Vakuf-Uskoplje	230	30	185	30	7	765	25	14
Jajce	104	6	97	22	279	485	47	203
Kiseljak	42	60	50	40	55	90	55	10
Kreševo	15	6	12	6	12	120	14	24
Novi Travnik	110	30	120	50	30	150	10	25
Travnik	365	19	120	33	75	220	35	57
Vitez	80	4	20	2	10	5	2	2
HERCEGOVAČKO- NERETVANSKI	203	71	228	16	64	1.995	358	203
Čapljina	12	57	15	-	7	300	1	10
Čitluk	30	-	42	-	20	350	30	27
Grad Mostar	43	8	15	5	19	776	112	124
Jablanica	5	3	2	3	4	128	30	14
Konjic	1	1	39	2	5	205	155	12
Neum	4	-	3	1	1	3	1	1
Prozor	6	2	54	1	7	90	19	9
Ravno	30	-	30	-	-	15	2	3
Stolac	72	-	28	4	1	128	7	3
ZAPADNO- HERCEGOVAČKI	702	7	580	11	600	1.226	138	49
Grude	90	6	95	6	200	421	20	18
Ljubuški	170	-	150	-	150	280	80	16
Posušje	102	1	70	2	15	115	8	10
Grad Široki Brijeg	340	-	265	3	235	410	30	5
KANTON SARAJEVO	172	64	200	102	244	1.150	224	217
Centar Sarajevo	-	-	-	-	1	16	10	-
Hadžići	24	13	14	14	6	340	16	36
Ilidža	23	2	14	8	68	253	95	72
Ilijaš	101	42	160	65	160	263	35	70
Novi Grad Sarajevo	2	-	4	2	9	37	20	9
Novo Sarajevo	-	-	-	-	-	8	1	1
Stari Grad Sarajevo	-	-	-	-	-	38	20	10
Trnovo	4	1	5	5	-	55	12	13
Vogošća	18	6	3	8	-	140	15	6
KANTON 10	3.302	813	2.005	508	19	631	41	20
Bosansko Grahovo	310	15	10	15	-	60	2	2
Drvar	4	2	43	3	1	6	2	7
Glamoč	1.684	185	943	52	-	308	26	7
Kupres	65	105	148	51	-	5	1	-
Livno	425	26	231	6	18	10	3	-
Tomislavgrad	814	480	629	382	-	243	7	4

ZASIJANE POVRŠINE ODABRANIH USJEVA PO KANTONIMA I OPĆINAMA U 2022/2023. (nastavak)
 SOWN AREA WITH SELECTED CROPS BY CANTONS AND MUNICIPALITIES IN 2022/2023. (continued)

ha

	Kupus <i>Cabbage</i>	Paradajz/ rajčica <i>Tomato</i>	Paprika, zelena <i>Green Paper</i>	Djetelina <i>Clover</i>	Lucerka/ lucerna <i>Lucerne</i>	Kukuruz, zeleni <i>Maize, green</i>	Stočna repa <i>Forage beet</i>	Trav.djet. smjese <i>Grass clov. mixtures</i>
UNSKO-SANSKI	196	178	202	1.789	1.728	6.584	10	2.311
Grad Bihać	10	7	6	6	4	405	-	125
Bosanska Krupa	10	10	10	602	600	790	-	611
Bosanski Petrovac	-	2	2	-	-	170	10	10
Bužim	1	2	2	660	580	540	-	740
Cazin	15	15	20	100	140	1.980	-	516
Ključ	6	15	20	88	116	530	-	82
Sanski Most	144	120	135	213	168	1.644	-	212
Velika Kladuša	10	7	8	120	120	525	-	15
KANTON POSAVSKI	108	100	73	265	360	615	5	203
Domaljevac-Šamac	10	20	15	15	10	15	-	-
Odžak	80	40	28	200	200	600	-	200
Orašje	18	40	30	50	150	-	5	3
TUZLANSKI	986	613	545	1.827	1.744	13.612	25	2.914
Banovići	3	16	10	4	2	32	-	5
Čelić	6	16	16	160	150	310	-	110
Doboj Istok	5	2	1	230	150	157	-	290
Gračanica	5	35	9	385	295	800	10	505
Gradačac	750	82	95	75	27	4.861	4	280
Kalesija	10	53	53	106	298	3.127	-	732
Kladanj	1	2	2	38	1	1	-	1
Lukavac	120	130	130	15	39	1.300	-	31
Sapna	1	3	3	250	232	80	-	262
Srebrenik	40	68	62	191	245	141	6	191
Teočak	-	5	2	160	170	120	-	55
Grad Tuzla	20	50	42	113	85	1.251	5	392
Živinice	25	150	120	100	50	1.432	-	60
ZENIČKO-DOBOJSKI	164	274	269	2.878	2.320	1.079	180	4.844
Breza	1	6	6	280	300	100	50	200
Doboj Jug	1	6	6	86	102	45	-	88
Kakanj	9	23	30	300	320	75	10	260
Maglaj	9	8	8	94	66	65	4	163
Olovo	2	2	2	-	-	2	1	-
Tešanj	47	26	26	1.300	1.100	80	50	600
Usora	4	3	4	45	30	70	-	25
Vareš	5	1	1	6	1	-	1	55
Visoko	40	70	95	374	254	548	30	1.805
Zavidovići	8	32	22	245	30	10	12	1.250
Grad Zenica	35	65	43	23	2	39	22	38
Žepče	2	33	26	125	115	46	-	360
BOSANSKO-PODRINJSKI	37	39	42	73	818	16	6	60
Foča	2	5	8	20	25	-	-	37
Goražde	30	30	30	48	790	16	5	18
Pale	5	4	4	5	3	-	1	5

ZASIJANE POVRŠINE ODABRANIH USJEVA PO KANTONIMA I OPĆINAMA U 2022/2023. (nastavak)
SOWN AREA WITH SELECTED CROPS BY CANTONS AND MUNICIPALITIES IN 2022/2023. (continued)

ha

	Kupus <i>Cabbage</i>	Paradajz/ rajčica <i>Tomato</i>	Paprika, zelena <i>Green Paper</i>	Djetelina <i>Clover</i>	Lucerka/ lucerna <i>Lucerne</i>	Kukuruz, zeleni <i>Maize, green</i>	Stočna repa <i>Forage beet</i>	Trav.djet. smjese <i>Grass clov. mixtures</i>
SREDNJOBOSANSKI	528	86	77	1.771	1.517	1.201	143	1.480
Bugojno	120	10	8	449	598	230	20	150
Busovača	16	16	16	120	12	60	15	55
Dobretići	-	-	-	-	-	-	3	-
Donji Vakuf	34	3	17	20	12	37	1	1
Fojnica	4	4	3	70	35	30	15	58
Gornji Vakuf	150	2	2	705	563	83	6	935
Jajce	63	15	9	54	34	57	20	16
Kiseljak	35	9	7	45	40	100	52	80
Kreševo	23	6	6	98	35	50	3	3
Novi Travnik	7	5	4	50	50	190	3	70
Travnik	75	14	4	92	46	198	5	106
Vitez	2	2	2	68	92	166	-	6
HERCEGOVAČKO-								
NERETVANSKI	265	411	282	172	118	338	24	29
Čapljina	120	142	90	-	-	266	-	-
Čitluk	10	30	13	20	30	10	-	10
Grad Mostar	53	80	70	110	45	43	3	3
Jablanica	22	21	8	10	10	-	10	5
Konjic	11	81	51	22	20	19	8	11
Neum	1	1	1	-	-	-	1	-
Prozor	23	18	11	-	-	-	2	-
Ravno	-	5	5	10	10	-	-	-
Stolac	25	32	33	-	3	-	-	-
ZAPADNO-								
HERCEGOVAČKI	91	145	61	372	680	44	51	70
Grude	3	14	10	180	125	-	41	36
Ljubuški	40	70	30	100	490	30	10	20
Posušje	35	2	1	92	65	14	-	14
Grad Široki Brijeg	13	59	20	-	-	-	-	-
KANTON SARAJEVO	151	115	85	195	209	340	139	591
Centar Sarajevo	1	2	0	2	2	-	-	1
Hadžići	9	10	8	6	6	10	8	5
Ilidža	68	46	30	95	132	300	95	220
Ilijaš	40	25	25	50	50	30	30	30
Novi Grad Sarajevo	18	15	9	14	12	-	-	35
Novo Sarajevo	-	1	1	-	-	-	-	-
Stari Grad Sarajevo	12	9	7	-	-	-	-	-
Trnovo	-	-	-	22	7	-	6	300
Vogošća	3	7	5	6	-	-	-	-
KANTON 10	63	2	2	300	490	1.900	35	650
Bosansko Grahovo	2	-	-	3	3	-	-	-
Drvar	2	1	1	3	1	-	-	1
Glamoč	-	-	-	90	-	344	35	117
Kupres	2	-	-	4	-	96	-	11
Livno	3	0	-	1	24	52	-	-
Tomislavgrad	55	1	1	200	463	1.408	-	521

PROIZVODNJA RANIH USJEVA U 2023. GODINI
PRODUCTION OF EARLY CROPS IN 2023

	Pšenica <i>Wheat</i>	Raž <i>Rye</i>	Ječam <i>Barley</i>	Zob <i>Oats</i>
--	--------------------------------	--------------------------	-------------------------------	---------------------------

Požnjevena površina, ha

Harvested area, ha

Federacija Bosne i Hercegovine	18.933	2.038	7.301	2.881
Unsko-sanski kanton	3.976	413	1.165	1.436
Kanton Posavski	3.940	25	739	47
Tuzlanski kanton	3.258	249	1.024	315
Zeničko-dobojski kanton	1.948	73	460	133
Bosansko-podrinjski kanton	43	5	17	2
Srednjobosanski kanton	1.445	336	899	316
Hercegovačko-neretvanski kanton	202	54	232	16
Zapadnohercegovački kanton	692	6	565	5
Kanton Sarajevo	172	64	197	103
Kanton 10	3.257	813	2.003	508

Ukupna proizvodnja, tona

Total production, tons

Federacija Bosne i Hercegovine	57.584	6.502	21.766	7.619
Unsko-sanski kanton	10.435	1.111	3.470	3.975
Kanton Posavski	11.902	63	1.979	119
Tuzlanski kanton	11.100	807	3.366	749
Zeničko-dobojski kanton	5.216	182	1.239	373
Bosansko-podrinjski kanton	79	7	32	3
Srednjobosanski kanton	4.039	1.082	2.635	942
Hercegovačko-neretvanski kanton	666	193	655	39
Zapadnohercegovački kanton	2.028	16	1.399	12
Kanton Sarajevo	477	167	630	281
Kanton 10	11.642	2.875	6.360	1.127

Prosječan prinos, t/ha

Yield t/ha

Federacija Bosne i Hercegovine	3,0	3,2	3,0	2,6
Unsko-sanski kanton	2,6	2,7	3,0	2,8
Kanton Posavski	3,0	2,5	2,7	2,5
Tuzlanski kanton	3,4	3,2	3,3	2,4
Zeničko-dobojski kanton	2,7	2,5	2,7	2,8
Bosansko-podrinjski kanton	1,8	1,3	1,9	1,5
Srednjobosanski kanton	2,8	3,2	2,9	3,0
Hercegovačko-neretvanski kanton	3,3	3,6	2,8	2,4
Zapadnohercegovački kanton	2,9	2,7	2,5	2,3
Kanton Sarajevo	2,8	2,6	3,2	2,7
Kanton 10	3,6	3,5	3,2	2,2

PROIZVODNJA RANOG VOĆA U 2023. GODINI

PRODUCTION OF EARLY FRUIT IN 2023

	Trešnje <i>Cherry</i>	Višnje <i>Sour cherry</i>	Kajsije <i>Apricot</i>
--	--------------------------	------------------------------	---------------------------

Broj stabala sposobnih za rod

Number of bearing trees

Federacija Bosne i Hercegovine	523.360	275.564	58.563
Unsko-sanski kanton	32.865	9.320	1.400
Kanton Posavski	3.490	7.030	2.380
Tuzlanski kanton	152.019	105.419	19.780
Zeničko-dobojski kanton	69.530	50.060	2.600
Bosansko-podrinjski kanton	30.130	7.290	80
Srednjobosanski kanton	19.220	11.685	10
Hercegovačko-neretvanski kanton	138.016	28.957	23.848
Zapadnohercegovački kanton	34.510	11.710	5.000
Kanton Sarajevo	42.840	43.441	3.465
Kanton 10	740	652	-

Ukupna proizvodnja, tona

Total production, tons

Federacija Bosne i Hercegovine	4.409	1.969	500
Unsko-sanski kanton	71	59	6
Kanton Posavski	18	68	22
Tuzlanski kanton	1.586	952	171
Zeničko-dobojski kanton	463	234	24
Bosansko-podrinjski kanton	260	59	0
Srednjobosanski kanton	178	129	0
Hercegovačko-neretvanski kanton	1.224	197	239
Zapadnohercegovački kanton	359	89	34
Kanton Sarajevo	245	181	5
Kanton 10	5	2	-

Prosječan prinos, kg/stablu

Yield kg/tree

Federacija Bosne i Hercegovine	8,4	7,1	8,5
Unsko-sanski kanton	2,2	6,3	4,3
Kanton Posavski	5,2	9,7	9,1
Tuzlanski kanton	10,4	9,0	8,6
Zeničko-dobojski kanton	6,7	4,7	9,3
Bosansko-podrinjski kanton	8,6	8,1	1,3
Srednjobosanski kanton	9,2	11,0	1,0
Hercegovačko-neretvanski kanton	8,9	6,8	10,0
Zapadnohercegovački kanton	10,4	7,6	6,8
Kanton Sarajevo	5,7	4,2	1,5
Kanton 10	6,6	3,2	-

PROIZVODNJA KASNIH USJEVA U 2023. GODINI
PRODUCTION OF LATE CROPS IN 2023

	Kukuruz <i>Maize</i>	Krompir/ krumpir <i>Potato</i>	Grah <i>Bean</i>	Luk crni <i>Onion</i>	Kupus <i>Cabbage</i>	Paradajz/ rajčica <i>Tomato</i>
--	-------------------------	--------------------------------------	---------------------	--------------------------	-------------------------	---------------------------------------

Požnjevena površina, ha

Harvested area, ha

Federacija Bosne i Hercegovine	43.758	20.616	3.654	3.180	2.569	1.960
Unsko-sanski kanton	12.389	2.655	1.261	293	196	178
Kanton Posavski	4.600	195	87	35	88	100
Tuzlanski kanton	20.321	6.882	600	628	986	612
Zeničko-dobojski kanton	4.443	2.538	563	1.087	164	274
Bosansko-podrinjski kanton	30	384	34	22	37	39
Srednjobosanski kanton	1.051	2.962	620	353	528	86
Hercegovačko-neretvanski kanton	61	1.995	203	358	265	411
Zapadnohercegovački kanton	600	1.226	49	138	91	142
Kanton Sarajevo	244	1.149	218	225	151	115
Kanton 10	19	631	20	41	63	2

Ukupna proizvodnja, tona

Total production, tons

Federacija Bosne i Hercegovine	215.227	160.458	6.464	24.221	29.839	23.163
Unsko-sanski kanton	78.547	23.057	1.259	2.153	2.044	2.244
Kanton Posavski	24.065	1.433	126	462	1.276	948
Tuzlanski kanton	84.353	49.325	555	4.624	3.228	2.767
Zeničko-dobojski kanton	22.817	12.461	794	8.299	2.169	1.843
Bosansko-podrinjski kanton	21	4.619	56	138	291	202
Srednjobosanski kanton	2.088	18.123	2.552	2.190	7.454	502
Hercegovačko-neretvanski kanton	199	23.569	565	3.655	9.396	12.272
Zapadnohercegovački kanton	2.083	11.975	102	1.283	1.566	1.715
Kanton Sarajevo	1.030	7.067	381	1.075	800	653
Kanton 10	26	8.831	74	343	1.617	17

Prosječan prinos, t/ha

Yield t/ha

Federacija Bosne i Hercegovine	4,9	7,8	1,8	7,6	11,6	11,8
Unsko-sanski kanton	6,3	8,7	1,0	7,4	10,4	12,6
Kanton Posavski	5,2	7,3	1,5	13,2	14,5	9,5
Tuzlanski kanton	4,2	7,2	0,9	7,4	3,3	4,5
Zeničko-dobojski kanton	5,1	4,9	1,4	7,6	13,2	6,7
Bosansko-podrinjski kanton	0,7	12,0	1,6	6,2	7,9	5,2
Srednjobosanski kanton	2,0	6,1	4,1	6,2	14,1	5,8
Hercegovačko-neretvanski kanton	3,3	11,8	2,8	10,2	35,5	29,9
Zapadnohercegovački kanton	3,5	9,8	2,1	9,3	17,1	12,1
Kanton Sarajevo	4,2	6,2	1,7	4,8	5,3	5,7
Kanton 10	1,4	14,0	3,8	8,3	25,5	8,1

PROIZVODNJA KASNIH USJEVA U 2023. GODINI (nastavak)

PRODUCTION OF LATE CROPS IN 2023(continued)

	Paprika, zelena <i>Green Paper</i>	Djetelina <i>Clover</i>	Lucerka/ lucerna <i>Lucerne</i>	Kukuruz, zeleni <i>Maize, green</i>	Stočna repa <i>Forage beet</i>	Trav.djet. Smjese <i>Grass clov. mixtures</i>
--	--	-----------------------------------	---	---	--	---

Požnjevena površina, hektara

Harvested area, ha

Federacija Bosne i Hercegovine	1.638	9.631	9.984	25.690	608	13.122
Unsko-sanski kanton	202	1.789	1.728	6.554	-	2285
Kanton Posavski	73	265	360	615	5	203
Tuzlanski kanton	545	1.817	1.744	13.607	25	2912,8
Zeničko-dobojski kanton	269	2.878	2.320	1.079	180	4.844
Bosansko-podrinjski kanton	42	73	818	16	6	58
Srednjobosanski kanton	77	1.771	1.517	1.201	143	1.480
Hercegovačko-neretvanski kanton	282	172	118	338	24	29
Zapadnohercegovački kanton	61	372	680	44	51	70
Kanton Sarajevo	85	195	209	340	139	591
Kanton 10	2	300	490	1.896	35	650

Ukupna proizvodnja, tona

Total production, tons

Federacija Bosne i Hercegovine	13.840	34.600	38.554	504.599	5.820	39.185
Unsko-sanski kanton	2.216	7.243	7.852	169.045	-	8.796
Kanton Posavski	680	2.555	2.845	18.300	160	2.205
Tuzlanski kanton	1.879	4.705	4.774	224.705	341	7.000
Zeničko-dobojski kanton	1.826	8.717	7.184	15.170	1.463	10.602
Bosansko-podrinjski kanton	143	288	3.290	320	77	202
Srednjobosanski kanton	535	7.360	6.919	25.202	1.919	4.665
Hercegovačko-neretvanski kanton	5.608	406	375	6.703	519	68
Zapadnohercegovački kanton	418	980	1.575	480	192	192
Kanton Sarajevo	520	932	949	8.190	1.044	2.379
Kanton 10	16	1.414	2.791	36.484	105	3.076

Prosječan prinos, t/ha

Yield t/ha

Federacija Bosne i Hercegovine	8,5	3,6	3,9	19,6	9,6	3,0
Unsko-sanski kanton	11,0	4,0	4,5	25,8	-	3,8
Kanton Posavski	9,3	9,6	7,9	29,8	32,0	10,9
Tuzlanski kanton	3,4	2,6	2,7	16,5	13,6	2,4
Zeničko-dobojski kanton	6,8	3,0	3,1	14,1	8,1	2,2
Bosansko-podrinjski kanton	3,4	3,9	4,0	20,0	12,8	3,5
Srednjobosanski kanton	6,9	4,2	4,6	21,0	13,4	3,2
Hercegovačko-neretvanski kanton	19,9	2,4	3,2	19,8	21,6	2,4
Zapadnohercegovački kanton	6,9	2,6	2,3	10,9	3,8	2,7
Kanton Sarajevo	6,1	4,8	4,5	24,1	7,5	4,0
Kanton 10	10,9	4,7	5,7	19,2	3,0	4,7

PROIZVODNJA KASNOG VOĆA U 2023. GODINI
PRODUCTION OF LATE FRUIT IN 2023

	Jabuke <i>Apple</i>	Kruške <i>Pear</i>	Šljive <i>Plum</i>	Breskve <i>Peach</i>	Orasi <i>Walnut</i>
--	-------------------------------	------------------------------	------------------------------	--------------------------------	-------------------------------

Broj stabala sposobnih za rod

Number of bearing trees

Federacija Bosne i Hercegovine	3.729.582	1.415.811	6.065.891	491.636	413.236
Unsko-sanski kanton	145.622	57.932	730.610	4.180	79.400
Kanton Posavski	42.020	16.070	166.260	3.765	6.070
Tuzlanski kanton	1.650.877	658.187	2.892.936	48.254	77.068
Zeničko-dobojski kanton	388.570	186.370	596.170	5.420	36.730
Bosansko-podrinjski kanton	130.700	56.000	192.500	350	44.500
Srednjobosanski kanton	261.760	120.477	486.726	60	27.971
Hercegovačko-neretvanski kanton	781.496	96.724	576.490	408.644	35.896
Zapadnohercegovački kanton	38.320	9.980	33.500	16.450	21.550
Kanton Sarajevo	270.227	204.881	332.979	4.465	67.001
Kanton 10	19.990	9.190	57.720	48	17.050

Ukupna proizvodnja, tona

Total production, tons

Federacija Bosne i Hercegovine	38.210	11.376	42.120	3.923	2.250
Unsko-sanski kanton	1.098	209	3.148	9	409
Kanton Posavski	451	175	991	28	40
Tuzlanski kanton	19.903	7.466	27.837	205	472
Zeničko-dobojski kanton	2.694	1.100	2.167	30	164
Bosansko-podrinjski kanton	1.730	317	136	1	194
Srednjobosanski kanton	2.090	1.012	4.170	0	273
Hercegovačko-neretvanski kanton	8.145	63	1.990	3.487	55
Zapadnohercegovački kanton	372	50	217	160	183
Kanton Sarajevo	1.591	928	1.335	4	304
Kanton 10	135	54	129	0	157

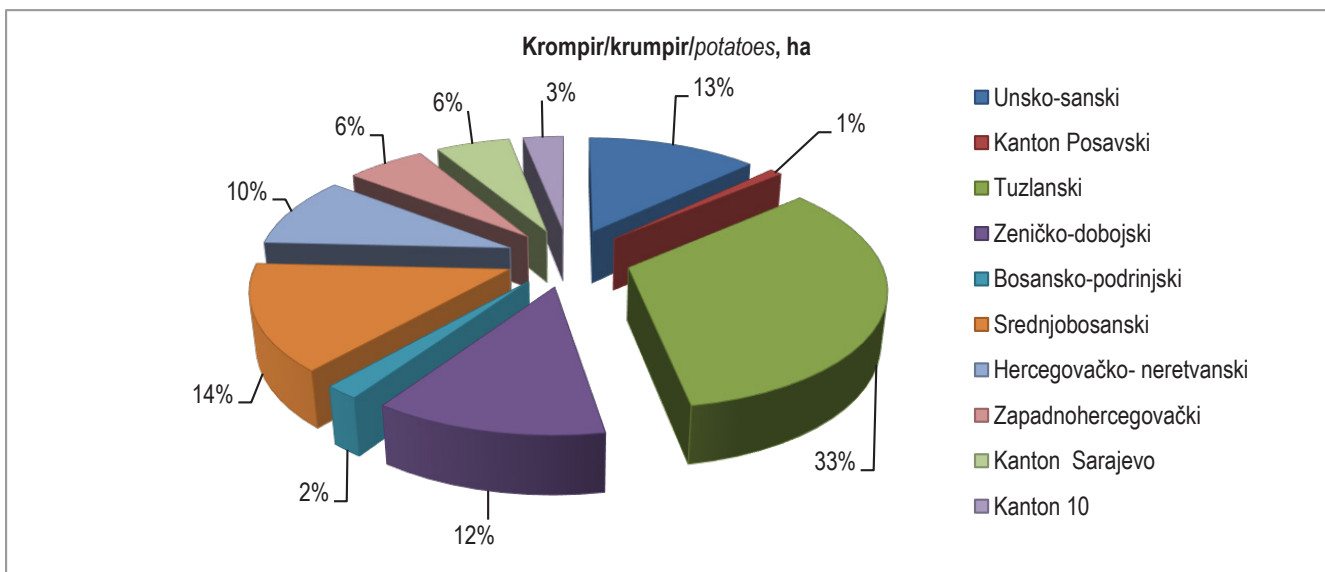
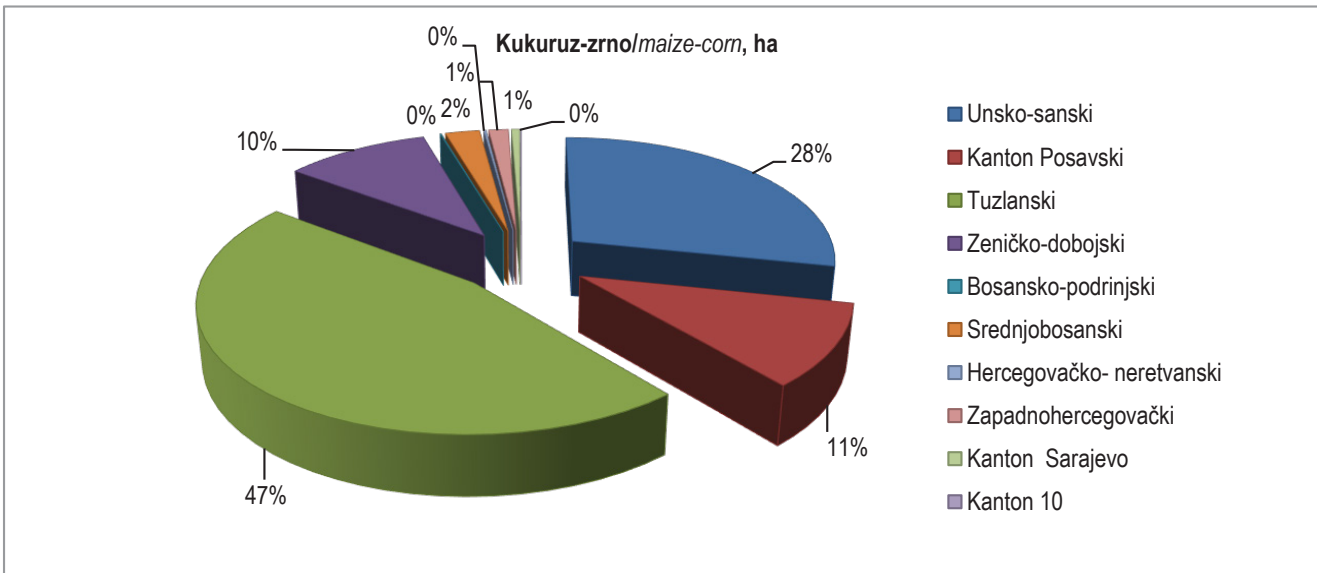
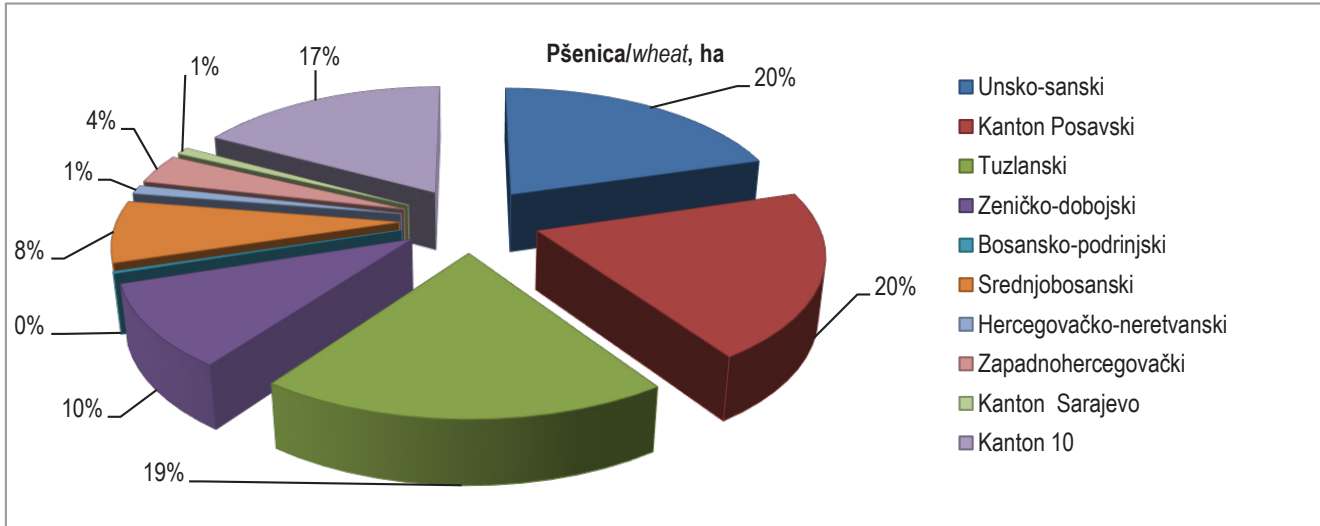
Prosječan prinos, kg po stablu

Yield kg/tree

Federacija Bosne i Hercegovine	10,2	8,0	6,9	8,0	5,4
Unsko-sanski kanton	7,5	3,6	4,3	2,2	5,1
Kanton Posavski	10,7	10,9	6,0	7,4	6,6
Tuzlanski kanton	12,1	11,3	9,6	4,3	6,1
Zeničko-dobojski kanton	6,9	5,9	3,6	5,5	4,5
Bosansko-podrinjski kanton	13,2	5,7	0,7	3,1	4,3
Srednjobosanski kanton	8,0	8,4	8,6	5,0	9,7
Hercegovačko-neretvanski kanton	10,4	0,7	3,5	8,5	1,5
Zapadnohercegovački kanton	9,7	5,0	6,5	9,7	8,5
Kanton Sarajevo	5,9	4,5	4,0	0,8	4,5
Kanton 10	6,8	5,9	2,2	0,2	9,2

ZASIJANE POVRŠINE GLAVNIH RATARSKIH USJEVA PO KANTONIMA, 2023

SOWN AREA WITH MAIN CROPS BY CANTONS, 2023



PRINOSI USJEVA, VOĆA I GROŽĐA PO KANTONIMA I OPĆINAMA U 2023. GODINI
CROP, FRUIT AND GRAPES PRODUCTION BY CANTONS AND MUNICIPALITIES IN 2023.

	Pšenica <i>Wheat</i>		Raž <i>Rye</i>		Ječam <i>Barley</i>		Zob <i>Oats</i>		Kukuruz-zrno <i>Maize - grain</i>	
	ukupan prinos, t <i>total pro- duction, t</i>	prinos t/ha <i>yield t/ha</i>	ukupan prinos, t <i>total pro- duction, t</i>	prinos t/ha <i>yield t/ha</i>	ukupan prinos, t <i>total pro- duction, t</i>	prinos t/ha <i>yield t/ha</i>	ukupan prinos, t <i>total pro- duction, t</i>	prinos t/ha <i>yield t/ha</i>	ukupan prinos, t <i>total pro- duction, t</i>	prinos t/ha <i>yield t/ha</i>
	UNSKO-SANSKI									
KANTON	10.435	2,6	1.111	2,7	3.470	3,0	3.975	2,8	78.547	6,3
Grad Bihać	697	2,6	44	1,5	149	1,3	23	1,3	1.790	4,8
Bosanska Krupa	1.250	2,5	150	3,0	100	1,8	180	1,8	1.600	4,0
Bosanski Petrovac	319	2,5	117	2,3	390	1,6	136	1,6	533	4,6
Bužim	204	3,0	-	-	80	3,2	26	3,2	1.440	6,0
Cazin	4.929	2,5	196	2,8	952	3,0	2.310	3,0	20.489	6,0
Ključ	116	2,0	10	1,1	107	3,0	150	3,0	1.270	3,0
Sanski Most	1.119	2,9	595	2,9	1.101	2,8	910	2,8	9.425	2,9
Velika Kladuša	1.800	3,0	-	-	592	3,0	240	3,0	42.000	10,0
KANTON POSAVSKI	11.902	3,0	63	2,5	1.979	2,7	119	2,5	24.065	5,2
Domaljevac-Šamac	930	3,0	-	-	360	3,0	-	-	700	2,0
Odžak	4.379	3,2	63	2,5	523	2,5	75	2,5	12.958	5,4
Orašje	6.593	2,9	-	-	1.096	2,7	44	2,6	10.407	5,6
TUZLANSKI	11.100	3,4	807	3,2	3.366	3,3	749	2,4	84.353	4,2
KANTON										
Banovići	277	3,5	8	2,5	12	3,0	22	3,0	778	2,5
Čelić	585	4,5	78	2,8	360	4,5	42	4,5	1.225	3,5
Doboj Istok	565	5,0	-	-	90	3,0	25	3,0	1.080	4,0
Gračanica	1.350	5,0	45	3,0	540	6,0	18	6,0	8.250	3,0
Gradačac	1.800	3,0	-	-	210	3,1	70	3,1	16.260	4,0
Kalesija	1.125	2,5	56	2,8	680	1,9	75	1,9	5.520	2,5
Kladanj	58	3,2	-	-	5	2,5	14	2,5	1.100	2,5
Lukavac	3.003	3,0	490	3,5	385	3,5	168	3,5	24.000	5,0
Sapna	70	2,5	-	-	36	3,0	5	3,0	300	3,0
Srebrenik	135	2,9	22	2,7	59	2,8	86	2,8	9.210	5,0
Teočak	238	2,8	5	2,5	60	3,0	50	3,0	1.680	3,5
Grad Tuzla	1.328	4,5	8	2,5	840	4,0	98	4,0	5.850	4,5
Živinice	567	4,0	96	3,2	90	3,2	78	3,2	9.100	6,5
ZENIČKO-DOBOJSKI	5.216	2,7	182	2,5	1.239	2,7	373	2,8	22.817	5,1
KANTON										
Breza	50	2,5	-	-	12	1,5	-	-	12	2,0
Doboj Jug	14	1,0	-	-	2	1,0	2	1,0	130	2,0
Kakanj	490	3,5	3	3,0	158	3,5	27	3,0	875	5,0
Maglaj	182	3,5	13	2,5	57	3,0	-	-	501	3,5
Olovo	10	2,5	-	-	-	-	-	-	8	4,0
Tešanj	789	3,0	-	-	192	3,2	120	3,0	11.200	7,0
Usora	1.200	2,0	56	2,0	388	2,5	75	2,5	7.200	4,5
Vareš	26	3,0	-	-	13	2,6	7	2,4	-	-
Visoko	1.232	2,2	30	2,5	200	2,5	13	2,5	1.050	3,5
Zavidovići	45	3,0	6	3,0	6	3,0	4	2,0	510	3,0
Grad Zenica	1.098	4,5	69	3,0	83	2,0	123	3,0	440	2,0
Žepče	81	3,0	6	2,8	129	3,0	3	2,8	891	5,5
BOSANSKO- PODRINJSKI KANTON	79	1,8	7	1,3	32	2,9	3	1,5	21	0,7
Foča	52	3,3	2	1,5	14	2,9	-	-	0	1,0
Goražde	26	1,0	5	1,2	18	1,5	3	1,5	21	0,7
Pale	1	1,0	-	-	1	1,0	-	-	-	-

PRINOSI USJEVA, VOĆA I GROŽĐA PO KANTONIMA I OPĆINAMA U 2023. GODINI (nastavak)
CROP, FRUIT AND GRAPES PRODUCTION BY CANTONS AND MUNICIPALITIES IN 2023. (continued)

	Pšenica <i>Wheat</i>		Raž <i>Rye</i>		Ječam <i>Barley</i>		Zob <i>Oats</i>		Kukuruz-zrno <i>Maize - grain</i>	
	ukupan prinos, t <i>total pro- duction, t</i>	prinos t/ha <i>yield t/ha</i>	ukupan prinos, t <i>total pro- duction, t</i>	prinos t/ha <i>yield t/ha</i>	ukupan prinos, t <i>total pro- duction, t</i>	prinos t/ha <i>yield t/ha</i>	ukupan prinos, t <i>total pro- duction, t</i>	prinos t/ha <i>yield t/ha</i>	ukupan prinos, t <i>total pro- duction, t</i>	prinos t/ha <i>yield t/ha</i>
SREDNJOBOSANSKI KANTON	4.039	2,8	1.082	3,2	2.635	2,9	942	2,4	2.088	2,0
Bugojno	510	3,0	429	3,9	840	4,0	390	-	320	4,0
Busovača	800	4,0	76	2,7	78	2,6	-	-	430	1,0
Dobretići	-	-	-	-	-	-	-	2,0	-	-
Donji Vakuf	180	4,0	65	5,0	100	4,0	40	3,0	152	4,0
Fojnica	297	3,3	66	2,2	90	3,0	69	2,0	91	2,6
Gornji Vakuf-Uskoplje	759	3,3	90	3,0	555	3,0	96	3,0	21	3,0
Jajce	156	1,5	12	2,0	194	2,0	33	1,0	698	2,5
Kiseljak	142	34,0	210	3,5	170	3,4	136	-	88	1,6
Kreševo	30	2,0	18	3,0	36	3,0	12	2,0	48	4,0
Novi Travnik	220	2,0	60	2,0	240	2,0	100	2,0	60	2,0
Travnik	769	2,1	50	2,6	300	2,5	63	1,9	165	2,2
Vitez	176	2,2	7	1,8	32	1,6	3	1,5	15	1,5
HERCEGOVAČKO- NERETVANSKI KANTON	666	3,3	193	3,6	655	2,8	39	2,4	199	3,3
Čapljina	144	6,0	165	4,1	149	5,5	-	-	42	6,0
Čitluk	100	4,0	-	-	168	4,0	-	-	90	5,0
Grad Mostar	70	2,0	16	2,0	14	2,0	10	2,0	29	1,5
Jablanica	15	3,0	8	2,5	5	2,5	9	3,0	10	2,5
Konjic	3	3,0	2	2,0	78	2,0	4	2,0	15	3,0
Neum	22	5,5	-	-	14	4,5	3	3,0	6	6,0
Prozor	6	1,0	2	1,0	54	1,0	1	1,0	7	1,0
Ravno	90	3,0	-	-	90	3,0	-	-	-	-
Stolac	216	3,0	-	-	84	3,0	12	3,0	-	-
ZAPADNO- HERCEGOVAČKI KANTON	2.028	2,9	16	2,7	1.399	2,5	12	2,3	2.083	3,5
Grude	240	3,0	14	2,8	200	2,5	-	-	500	2,5
Ljubuški	442	2,6	-	-	375	2,5	-	-	825	5,5
Posušje	326	3,2	2	2,0	161	2,3	4	2,0	53	3,5
Grad Široki Brijeg	1.020	3,0	-	-	663	2,5	8	2,5	705	3,0
KANTON SARAJEVO	477	2,8	167	2,6	630	3,2	281	2,7	1.030	4,2
Centar Sarajevo	-	-	-	-	-	-	-	-	18	3,0
Hadžići	65	2,7	30,0	2,5	24	2,2	28	2,0	170	2,5
Ilidža	46	2,0	3,0	1,5	21	1,5	8	1,0	800	5,0
Ilijaš	346	3,4	130	3,1	560	3,5	228	3,5	2	2,0
Novi Grad Sarajevo	9	4,3	-	-	-	4,2	5	2,5	40	4,4
Novo Sarajevo	-	-	-	-	17	-	-	-	-	-
Stari Grad Sarajevo	-	-	-	-	-	-	-	-	-	-
Trnovo	6	2,0	2	2,2	8	2,0	10	2,0	-	-
Vogošća	6	0,3	1	0,2	0	0,1	3	0,3	-	-
KANTON 10	11.642	3,6	2.875	3,5	6.360	3,2	3.253	2,2	26	1,4
Bosansko Grahovo	1.404	4,8	29	1,9	15	1,5	23	1,5	-	-
Drvar	2	0,5	1	0,6	15	0,4	1.156	0,4	1	0,9
Glamoč	5.832	3,5	640	3,5	3.213	3,4	128	3,0	-	-
Kupres	195	3,0	315	3,0	363	2,4	8	2,5	-	-
Livno	856	2	55	2,1	416	1,8	812	1,3	26	1,4
Tomislavgrad	3.354	4,1	1.836	3,8	2.339	3,7	1.127	2,1	-	-

PRINOSI USJEVA, VOĆA I GROŽĐA PO KANTONIMA I OPĆINAMA U 2023. GODINI (nastavak)
CROP, FRUIT AND GRAPES PRODUCTION BY CANTONS AND MUNICIPALITIES IN 2023. (continued)

	Krompir/krumpir <i>Potato</i>		Grah <i>Bean</i>		Luk crni <i>Onion</i>		Kupus <i>Cabbage</i>		Paradajz/rajčica <i>Tomato</i>	
	ukupan prinos, t <i>total pro- duction, t</i>	prinos t/ha <i>yield t/ha</i>	ukupan prinos, t <i>total pro- duction, t</i>	prinos t/ha <i>yield t/ha</i>	ukupan prinos, t <i>total pro- duction, t</i>	t/ha <i>yield t/ha</i>	ukupan prinos, t <i>total pro- duction, t</i>	prinos t/ha <i>yield t/ha</i>	ukupan prinos, t <i>total pro- duction, t</i>	prinos t/ha <i>yield t/ha</i>
UNSKO-SANSKI KANTON	23.056	8,7	1.259	1,0	2.153	7,4	2.044	10,4	2.244	12,6
Grad Bihać	210	7,0	7	1,0	20	5,0	160	16,0	147	21,0
Bosanska Krupa	840	7,0	70	1,1	50	5,0	50	5,0	100	10,0
Bosanski Petrovac	3.000	12,0	45	1,5	150	6,0	-	-	18	9,0
Bužim	665	7,0	20	2,0	14	5,0	2	1,5	18	9,0
Cazin	6.750	9,0	245	0,6	1.200	12,0	105	7,0	180	12,0
Ključ	225	3,0	17	0,4	30	2,5	12	2,0	90	6,0
Sanski Most	10.741	9,9	510	1,1	617	5,1	1.670	11,6	1.432	11,9
Velika Kladuša	625	2,5	345	1,5	72	4,0	45	4,5	259	35,8
KANTON POSAVSKI	1.433	7,3	126	1,5	462	13,2	1.276	14,5	948	9,5
Domaljevac-Šamac	25	1,0	20	1,0	3	1,0	20	2,0	20	1,0
Odžak	950	10,0	70	2,5	36	9,0	900	15,0	600	15,0
Orašje	458	6,1	36	0,9	423	15,1	356	19,8	328	8,2
TUZLANSKI KANTON	49.325	7,2	555	0,9	4.624	7,4	2.767	4,5	3.228	3,3
Banovići	1.323	4,5	37	0,7	7	1,0	24	1,5	9	3,0
Čelić	434	7,0	31	1,0	64	4,0	96	6,0	30	5,0
Doboj Istok	2.163	12,9	30	3,0	10	1,0	31	13,9	77	14,8
Gračanica	6.750	7,5	22	1,5	450	5,0	259	7,4	35	7,0
Gradačac	7.200	9,0	167	1,0	1.200	8,0	164	2,0	2.250	3,0
Kalesija	2.980	4,0	63	1,0	124	2,0	64	1,2	200	20,0
Kladanj	1.980	4,5	60	6,0	75	5,0	6	3,0	6	6,0
Lukavac	9.905	9,0	14	0,2	145	3,0	524	4,0	180	1,5
Sapna	140	4,0	3	1,0	10	2,0	21	7,0	1	1,0
Srebrenik	5.940	15,8	63	1,6	518	7,0	279	4,1	132	3,3
Teočak	480	8,0	3	0,3	60	6,0	20	4,0	-	-
Grad Tuzla	6.000	10,0	15	1,5	1.750	25,0	753	15,0	300	15,0
Živinice	4.030	3,1	47	0,4	210	3,0	526	3,5	8	0,3
ZENIČKO-DOBOJSKI KANTON	12.461	4,9	794	1,4	8.303	7,6	2.169	13,2	1.826	6,7
Breza	400	5,0	0	1,0	36	3,0	2	2,0	18	3,0
Doboj Jug	76	2,0	-	-	4	2,0	2	2,0	12	2,0
Kakanj	1.106	5,0	68	1,2	144	3,6	36	4,0	92	3,3
Maglaj	869	5,5	8	0,4	59	2,5	36	4,0	30	4,3
Olovo	350	10,0	12	1,0	56	7,0	12	6,0	10	10,0
Tešanj	1.261	4,5	36	0,9	180	4,0	521	11,0	78	3,5
Usora	200	4,0	2	0,4	14	3,5	16	4,0	32	2,5
Vareš	264	4,0	10	1,0	12	3,0	10	2,0	15	40,0
Visoko	3.000	5,0	230	1,0	235	5,0	480	12,0	855	10,0
Zavidovići	450	6,0	88	1,5	620	20,0	160	20,0	330	10,0
Grad Zenica	3.765	5,0	291	3,0	6.883	8,0	883	25,0	263	7,0
Žepče	720		48	2,0	60	5,0	11	25,0	91	2,5
BOSANSKO- PODRINJSKI KANTON	4.619	12,0	56	1,6	138	6,2	291	7,9	202	5,2
Foča	750	15,0	8	0,9	36	6,9	16	9,2	32	6,2
Goražde	3.600	12,0	16	0,8	84	6,0	240	8,0	150	5,0
Pale	269	8,0	32	5,3	18	6,0	35	7,0	20	5,0

PRINOSI USJEVA, VOĆA I GROŽĐA PO KANTONIMA I OPĆINAMA U 2023. GODINI (nastavak)
CROP, FRUIT AND GRAPES PRODUCTION BY CANTONS AND MUNICIPALITIES IN 2023. (continued)

	Krompir/krumpir <i>Potato</i>		Grah <i>Bean</i>		Luk crni <i>Onion</i>		Kupus <i>Cabbage</i>		Paradajz/rajčica <i>Tomato</i>	
	ukupan prinos, t <i>total pro- duction, t</i>	prinos t/ha <i>yield t/ha</i>	ukupan prinos, t <i>total pro- duction, t</i>	prinos t/ha <i>yield t/ha</i>	ukupan prinos, t <i>total pro- duction, t</i>	prinos t/ha <i>yield t/ha</i>	ukupan prinos, t <i>total pro- duction, t</i>	prinos t/ha <i>yield t/ha</i>	ukupan prinos, t <i>total pro- duction, t</i>	prinos t/ha <i>yield t/ha</i>
SREDNJOBOSANSKI KANTON	18.123	6,1	2.552	4,1	2.190	6,2	7.454	14,1	502	5,8
Bugojno	3.450	15,0	148	2,7	780	13,0	3.000	25,0	150	15,0
Busovača	1.085	3,5	141	1,0	33	2,2	120	7,5	48	3,0
Dobretići	180	10,0	1	5,0	3	6,0	-	-	-	-
Donji Vakuf	136	1,7	62	2,0	279	6,0	656	19,6	68	21,3
Fojnica	3.969	8,1	145	2,5	151	3,5	60	15,0	26	6,5
Gornji Vakuf	3.825	5,0	14	1,0	250	10,0	2.550	17,0	22	11,0
Jajce	2.910	6,0	1.932	9,5	141	3,0	441	7,0	74	4,9
Kiseljak	630	7,0	10	1,0	440	8,0	350	10,0	72	8,0
Kreševo	360	3,0	24	1,0	28	2,0	35	1,5	6	1,0
Novi Travnik	900	6,0	30	1,2	30	3,0	70	10,0	20	4,0
Travnik	670	3,0	44	0,8	49	1,4	158	2,1	8	0,6
Vitez	8	1,5	2	1,2	6	3,0	15	10,0	8	4,0
HERCEGOVAČKO- NERETVANSKI KANTON	23.569	11,8	565	2,8	3.655	10,2	9.396	35,5	5.608	29,9
Čapljina	9.001	30,0	170	17,0	50	50,0	6.600	55,0	3.155	60,0
Čitluk	5.250	15,0	79	2,9	750	25,0	150	15,0	104	15,0
Grad Mostar	4.737	6,1	261	2,1	624	5,6	1.162	22,0	311	3,9
Jablanica	896	7,0	14	1,0	270	9,0	110	5,0	64	7,0
Konjic	1.435	7,0	18	1,5	1.860	12,0	275	25,0	918	21,0
Neum	90	30,0	1	1,0	32	32,0	30	30,0	28	50,0
Prozor	90	1,0	9	1,0	19	1,0	69	3,0	11	1,0
Ravno	150	10,0	6	2,0	8	4,0	-	-	70	20,0
Stolac	1.920	15,0	8	2,5	42	6,0	1.000	40,0	947	29,8
ZAPADNO- HERCEGOVAČKI KANTON	11.975	9,8	102	2,2	1.283	9,3	1.566	17,1	1.715	12,1
Grude	1.095	2,6	39	2,2	68	3,4	17	5,0	57	4,1
Ljubuški	8.960	32,0	34	2,2	1.120	14,0	1.160	29,0	1.540	22,0
Posušje	690	6,0	18	1,8	56	7,0	350	10,0	20	10,0
Grad Široki Brijeg	1.230	3,0	10	2,0	39	1,3	39	3,0	98	1,8
KANTON SARAJEVO	7.067	6,2	381	1,7	1.075	4,8	800	5,3	653	5,7
Centar Sarajevo	105	7,0	-	-	50	5,0	6	6,0	9	4,5
Hadžići	3.060	9,0	116	3,2	96	6,0	54	6,0	30	3,0
Iliđža	1.265	5,0	108	1,5	475	5,0	340	5,0	276	6,0
Ilijaš	1.305	5,0	70	1,0	76	2,2	200	5,0	132	5,3
Novi Grad Sarajevo	376	10,3	27	3,0	139	6,9	151	8,4	166	11,0
Novo Sarajevo	60	7,5	3	1,5	5	2,5	-	-	3	3,0
Stari Grad Sarajevo	380	10,0	30	3,0	160	8,0	48	-	36	4,0
Trnovo	495	9,0	26	2,0	72	6,0	-	-	-	-
Vogošća	21	0,2	1	0,1	2	0,1	0	0,1	1	0,2
KANTON 10	8.831	14,0	74	3,8	343	8,3	1.617	25,5	17	8,1
Bosansko Grahovo	480	8,0	7	4,8	8	4,0	20	12,0	-	-
Drvar	39	7,0	6	0,8	6	2,7	6	4,0	2	1,7
Glamoč	911	3,0	21	3,0	158	6,1	-	-	-	-
Kupres	50	10,0	-	-	28	28,0	120	60,0	-	-
Livno	96	10,0	-	-	12	3,4	41	13,0	0	1,8
Tomislavgrad	7.255	29,9	40	10,0	131	19,9	1.430	26,0	15	15,2

PRINOSI USJEVA, VOĆA I GROŽĐA PO KANTONIMA I OPĆINAMA U 2023. GODINI (nastavak)
CROP, FRUIT AND GRAPES PRODUCTION BY CANTONS AND MUNICIPALITIES IN 2023. (continued)

	Djetelina <i>Clover</i>		Lucerka/lucerna <i>Lucerne</i>		Kukuruz, zeleni <i>Maize, green</i>		Stočna repa <i>Forage beet</i>		Trav. djet. smjese <i>Grass.clov.mixtures</i>	
	ukupan prinos, t <i>total pro- duction, t</i>	prinos t/ha <i>yield t/ha</i>	ukupan prinos, t <i>total pro- duction, t</i>	prinos t/ha <i>yield t/ha</i>	ukupan prinos, t <i>total pro- duction, t</i>	prinos t/ha <i>yield t/ha</i>	ukupan prinos, t <i>total pro- duction, t</i>	prinos t/ha <i>yield t/ha</i>	ukupan prinos, t <i>total pro- duction, t</i>	prinos t/ha <i>yield t/ha</i>
UNSKO-SANSKI KANTON	7.243	4,0	7.852	4,5	169.045	25,8	-	-	8.796	3,8
Grad Bihac	66	11,0	64	16,0	14.175	35,0	-	-	1.125	9,0
Bosanska Krupa	1.840	3,1	2.400	4,0	23.800	30,5	-	-	1.665	2,7
Bosanski Petrovac	-	-	-	-	1.500	10,0	-	-	50	5,0
Bužim	3.360	5,1	2.900	5,0	18.275	33,8	-	-	2.960	4,0
Cazin	500	5,0	840	6,0	46.999	23,7	-	-	2.330	4,8
Ključ	344	3,9	407	3,5	5.440	10,3	-	-	246	3,0
Sanski Most	533	2,5	521	3,1	27.106	16,5	-	-	360	1,7
Velika Kladuša	600	5,0	720	6,0	31.750	60,5	-	-	60	4,0
KANTON POSAVSKI	2.555	9,6	2.845	7,9	18.300	29,8	160	32,0	2.205	10,9
Domaljevac-Šamac	15	1,0	10	1,0	300	20,0	-	-	-	-
Odžak	2.400	12,0	2.400	12,0	18.000	30,0	-	-	2.200	1,0
Orašje	140	2,8	435	2,9	-	-	160	32,0	5	1,8
TUZLANSKI KANTON	4.705	2,6	4.774	2,7	224.705	16,5	341	13,6	7.000	2,4
Banovići	12	3,0	4	2,0	160	5,0	-	-	20	4,0
Čelić	225	1,5	225	1,5	1.830	6,0	-	-	165	1,5
Doboj Istok	690	3,0	450	3,0	3.810	24,3	-	-	580	2,0
Gračanica	1.040	2,7	738	2,5	9.600	12,0	100	10,0	1.111	2,2
Gradačac	180	2,4	135	5,0	72.993	15,0	32	8,0	620	2,2
Kalesija	223	2,1	834	2,8	80.810	25,8	-	-	1.590	2,2
Kladanj	103	2,7	3	2,8	3	2,5	-	-	3	2,5
Lukavac	30	2,0	69	1,8	5.200	4,0	-	-	88	2,8
Sapna	250	1,0	232	1,0	400	5,0	-	-	262	1,0
Srebrenik	458	2,4	711	2,9	2.820	20,0	84	14,0	323	1,7
Teočak	480	3,0	544	3,2	3.600	30,0	-	-	110	2,0
Grad Tuzla	565	5,0	680	8,0	31.285	25,0	125	25,0	1.960	5,0
Živinice	450	3,0	150	3,0	12.195	8,5	-	-	169	2,8
ZENIČKO-DOBOJSKI KANTON	8.717	3,0	7.184	3,1	15.170	14,1	1.463	8,1	10.602	2,2
Breza	560	2,0	600	2,0	200	2,0	250	5,0	400	2,0
Doboj Jug	172	2,0	204	2,0	90	2,0	-	-	176	2,0
Kakanj	900	3,0	1.120	3,5	1.350	18,0	60	6,0	520	1,4
Maglaj	141	1,5	99	1,5	650	10,0	18	4,4	228	3,0
Olovo	-	-	-	-	30	15	10	10,0	-	-
Tešanj	3.900	3,0	3.300	3,0	800	10,0	500	10,0	1.800	3,0
Usora	180	4,0	120	4,0	280	4,0	-	-	75	3,0
Vareš	21	3,5	4	3,5	-	-	5	5,0	165	3,0
Visoko	1.870	5,0	1.270	5,0	10.590	19,3	330	11,0	3.610	2,0
Zavidovići	490	2,0	60	2,0	100	10,0	48	4,0	2.400	1,9
Grad Zenica	46	2,0	5	2,5	344	8,8	242	11,0	76	2,0
Žepče	438	3,5	403	3,5	736	16,2	-	-	1.152	3,2
BOSANSKO- PODRINJSKI KANTON	288	3,9	3.290	4,0	320	20,0	77	12,8	202	3,5
Foča	70	3,5	100	4,0	-	-	-	-	123	3,5
Goražde	168	3,5	3.160	4,0	320	20,0	75	15,0	54	3,0
Pale	50	10,0	30	10,0	-	-	2	2,0	25	5,0

PRINOSI USJEVA, VOĆA I GROŽĐA PO KANTONIMA I OPĆINAMA U 2023. GODINI (nastavak)
CROP, FRUIT AND GRAPES PRODUCTION BY CANTONS AND MUNICIPALITIES IN 2023. (continued)

	Djetelina <i>Clover</i>		Lucerka/lucerna <i>Lucerne</i>		Kukuruz, zeleni <i>Maize, green</i>		Stočna repa <i>Forage beet</i>		Trav.djet. smjese <i>Grass.clov.mixtures</i>	
	ukupan prinos, t <i>total pro- duction, t</i>	prinos t/ha <i>yield t/ha</i>	ukupan prinos, t <i>total pro- duction, t</i>	prinos t/ha <i>yield t/ha</i>	ukupan prinos, t <i>total pro- duction, t</i>	prinos t/ha <i>yield t/ha</i>	ukupan prinos, t <i>total pro- duction, t</i>	prinos t/ha <i>yield t/ha</i>	ukupan prinos, t <i>total pro- duction, t</i>	prinos t/ha <i>yield t/ha</i>
SREDNJOBOSANSKI KANTON	7.360	4,2	6.919	4,6	25.202	21,0	1.919	13,4	4.665	3,2
Bugojno	2.021	4,5	2.870	4,8	7.360	32,0	400	20,0	600	4,0
Busovača	240	2,0	6	0,5	1.200	20,0	150	10,0	138	2,5
Dobretići	-	-	-	-	-	-	27	9,0	-	-
Donji Vakuf	280	14,0	192	16,0	551	14,9	20	20,0	18	18,0
Fojnica	217	3,1	109	3,1	420	14,0	120	8,0	174	3,0
Gornji Vakuf	3.032	4,3	2.252	4,0	1.245	15,0	36	6,0	3.086	3,3
Jajce	378	7,0	442	13,0	1.539	27,0	560	28,0	32	2,0
Kiseljak	135	3,0	120	3,0	3.900	39,0	520	10,0	232	2,9
Kreševo	196	2,0	70	2,0	450	9,0	24	8,0	6	2,0
Novi Travnik	200	4,0	200	4,0	3.180	16,7	12	4,0	140	2,0
Travnik	322	3,5	161	3,5	3.065	15,5	50	10,0	212	2,0
Vitez	340	5,0	498	5,4	2.292	13,8	-	-	28	5,0
HERCEGOVAČKO- NERETVANSKI KANTON	406	2,4	375	3,2	6.703	19,8	519	21,6	68	2,4
Čapljina	-	-	-	-	6.116	23,0	-	-	-	-
Čitluk	60	3,0	105	3,5	150	15,0	-	-	30	3,0
Grad Mostar	242	2,2	144	3,2	133	3,1	9	3,0	6	2,1
Jablanica	20	2,0	50	5,0	-	-	200	20,0	10	2,0
Konjic	44	2,0	40	2,0	304	16,0	288	36,0	21	2,0
Neum	-	-	-	-	-	-	20	20,0	-	-
Prozor	-	-	-	-	-	-	2	1,0	-	-
Ravno	40	4,0	30	3,0	-	-	-	-	-	-
Stolac	-	-	6	2,0	-	-	-	-	-	-
ZAPADNO- HERCEGOVAČKI KANTON	980	2,3	1.575	2,3	480	10,9	192	10,9	192	2,7
Grude	270	1,5	187,5	1,5	-	-	82	9,0	108	3,0
Ljubuški	250	2,3	1127	2,3	270	9,0	110	15,0	56	2,8
Posušje	460	4,0	260,0	4,0	210	15,0	-	-	28	2,0
Grad Široki Brijeg	-	-	-	-	-	-	-	-	-	-
KANTON SARAJEVO	932	4,8	949	4,5	8.190	24,1	1.044	7,5	2.379	4,0
Centar Sarajevo	6	3,0	6	3,0	-	-	-	-	2	2,0
Hadžići	27	4,5	24	4,0	120	12,0	80	10,0	23	4,5
Iliđža	380	4,0	528	4,0	7.320	24,4	760	8,0	875	4,0
Ilijaš	300	6,0	300	6,0	750	25,0	180	6,0	150	5,0
Novi Grad Sarajevo	49	3,5	49	4,1	-	-	-	-	130	3,7
Novo Sarajevo	-	-	-	-	-	-	-	-	-	-
Stari Grad Sarajevo	-	-	-	-	-	-	-	-	-	-
Trnovo	110	5,0	42	6,0	-	-	24	4,0	1.200	4,0
Vogošća	60	10,0	-	-	-	-	-	-	-	-
KANTON 10	1.414	4,7	2.791	5,7	36.484	19,2	105	3,0	3.076	4,7
Bosansko Grahovo	8	3,0	8	3,0	-	-	-	-	-	-
Drvar	9	3,5	3	3,0	-	-	-	-	3	2,9
Glamoč	180	2,0	-	-	2.845	8,3	105	3,0	248	2,1
Kupres	16	4,0	-	-	2.325	25,0	-	-	51	4,6
Livno	2	3,0	73	3,1	1.085	21,0	-	-	2.774	5,3
Tomislavgrad	1.200	6,0	2.707	5,9	30.229	21,5	-	-	-	-

PRINOSI USJEVA, VOĆA I GROŽĐA PO KANTONIMA I OPĆINAMA U 2023. GODINI (nastavak)
CROP, FRUIT AND GRAPES PRODUCTION BY CANTONS AND MUNICIPALITIES IN 2023. (continued)

	Jabuke <i>Apple</i>		Kruške <i>Pear</i>		Šjive <i>Plum</i>		Breskve <i>Peach</i>		Orasi <i>Walnut</i>	
	ukupan prinos,t <i>total pro- duction, t</i>	prinos kg/stablu <i>yield kg/tree</i>	ukupan prinos,t <i>total pro- duction, t</i>	prinos kg/stablu <i>yield kg/tree</i>	ukupan prinos,t <i>total pro- duction, t</i>	prinos kg/stablu <i>yield kg/tree</i>	ukupan prinos,t <i>total pro- duction, t</i>	prinos kg/stablu <i>yield kg/tree</i>	ukupan prinos,t <i>total pro- duction, t</i>	prinos kg/stablu <i>yield kg/tree</i>
UNSKO-SANSKI KANTON	1.098	7,5	209	3,6	3.148	4,3	9	2,2	409	5,1
Grad Bihać	142	20,0	37	6,0	648	8,0	-	-	7	7,0
Bosanska Krupa	45	3,0	-	-	-	-	-	-	-	-
Bosanski Petrovac	-	-	-	-	-	-	-	-	-	-
Bužim	7	2,0	2	1,0	8	1,0	-	-	14	3,0
Cazin	171	3,0	53	2,0	231	1,0	-	-	164	4,0
Ključ	4	0,2	-	-	-	-	-	-	-	-
Sanski Most	252	10,3	32	9,1	1.761	14,1	4	4,4	36	5,8
Velika Kladuša	478	25,0	85	10,0	500	10,0	5	5,0	188	15,0
KANTON POSAVSKI	451	10,7	175	10,9	991	6,0	28	7,4	40	6,6
Domaljevac-Šamac	17	2,0	5	2,0	40	1,0	2	2,0	3	1,0
Odžak	330	15,0	154	14,0	640	10,0	20	12,0	27	18,0
Orašje	104	9,0	16	6,4	311	5,0	6	5,2	10	7,3
TUZLANSKI KANTON	19.903	12,1	7.466	11,3	27.837	9,6	205	4,3	472	6,1
Banovići	113	13,0	28	6,0	171	3,0	-	-	-	-
Čelić	178	10,0	140	8,0	8.200	20,0	46	10,0	20	5,0
Doboj Istok	76	7,1	52	6,7	280	10,0	2	5,0	23	8,0
Gračanica	480	10,0	330	10,0	820	10,0	24	7,0	73	7,0
Gradačac	15.240	12,0	5.316	12,0	11.488	7,1	50	2,0	90	5,0
Kalesija	105	5,0	31	3,0	637	7,0	10	2,0	15	3,0
Kladanj	240	30,0	60	20,0	330	30,0	-	-	60	40
Lukavac	1.280	40,0	263	30,0	502	17,0	26	10,0	50	9,0
Sapna	20	1,0	14	1,0	12	0,5	1	8,0	19	5,0
Srebrenik	85	3,4	33	3,1	411	4,0	3	2,0	5	1,5
Teočak	102	3,0	63	5,0	80	1,0	1	5,0	3	0,3
Grad Tuzla	1.283	15,0	662	20,0	4.467	14,9	34	10,0	101	10,0
Živinice	700	10,0	476	8,0	440	8,0	9	4,0	14	5,0
ZENIČKO-DOBOJSKI KANTON	2.694	6,9	1.100	5,9	2.167	3,6	30	5,5	164	4,5
Breza	360	9,0	200	7,9	336	7,9	-	-	33	7,0
Doboj Jug	7	1,0	1	1,0	12	1,0	-	-	-	-
Kakanj	510	10,0	310	10,0	469	7,0	19	8,0	32	8,0
Maglaj	189	6,0	32	4,0	41	2,8	-	-	10	3,7
Olovo	150	5,0	-	-	-	-	-	-	-	-
Tešanj	329	7,0	138	6,0	100	1,0	-	-	11	4,0
Usora	12	2,0	12	4,0	-	-	1	1,0	9	2,0
Vareš	31	10,0	30	10,0	-	-	-	-	8	10,0
Visoko	48	4,4	155	4,4	368	4,0	0	1,5	19	2,9
Zavidovići	40	2,0	26	2,0	25	1,0	3	5,0	20	4,0
Grad Zenica	529	8,0	161	7,0	707	7,0	6	5,0	-	-
Žepče	489	6,5	35	6,0	109	1,5	1	2,0	23	6,0
BOSANSKO- PODRINJSKI KABA	1.730	13,2	317	5,7	136	0,7	1	3,0	194	4,3
Foča	1.095	15,0	152	4,0	63	0,5	1,1	3,0	175,0	5,0
Goražde	403	9,3	65	5,0	66	1,0	-	-	9	1,0
Pale	232	16,0	100	20,0	8	5,0	-	-	10,0	10,0

PRINOSI USJEVA, VOĆA I GROŽĐA PO KANTONIMA I OPĆINAMA U 2023. GODINI (nastavak)
CROP, FRUIT AND GRAPES PRODUCTION BY CANTONS AND MUNICIPALITIES IN 2023. (continued)

	Jabuke <i>Apple</i>		Kruške <i>Pear</i>		Šljive <i>Plum</i>		Breskve <i>Peach</i>		Orasi <i>Walnut</i>	
	ukupan prinos,t <i>total pro- duction, t</i>	prinos kg/stablu <i>yield kg/tree</i>	ukupan prinos,t <i>total pro- duction, t</i>	prinos kg/stablu <i>yield kg/tree</i>	ukupan prinos,t <i>total pro- duction, t</i>	prinos kg/stablu <i>yield kg/tree</i>	ukupan prinos,t <i>total pro- duction, t</i>	prinos kg/stablu <i>yield kg/tree</i>	ukupan prinos,t <i>total pro- duction, t</i>	prinos kg/stablu <i>yield kg/tree</i>
SREDNJOBOSANSKI KANTON	2.090	8,0	1.012	8,4	4.170	8,6	0	5,0	273	9,7
Bugojno	-	-	-	-	292	7,5	-	-	3	4,0
Busovača	26	3,4	33	10,0	110	10,0	-	-	6	5,0
Dobretići	-	-	-	-	-	-	-	-	2	15,0
Donji Vakuf	42	2,0	12	2,0	5	0,5	0	1,0	5	2,0
Fojnica	160	5,0	34	4,0	15	3,0	-	-	-	-
Gornji Vakuf	1.035	15,0	392	14,0	2.848	16,0	-	-	174	15,0
Jajce	115	4,0	31	1,5	161	2,8	-	-	1	0,5
Kiseljak	170	9,9	114	12,0	-	-	-	-	28	11,0
Kreševo	90	20,0	105	25,0	65	5,0	0	2,0	6	8,0
Novi Travnik	47	8,0	9	5,0	58	5,0	-	-	6	8,0
Travnik	246	9,0	136	6,0	440	4,0	0	14,0	42	8,0
Vitez	160	20,0	146	20,0	176	5,5	-	-	-	-
HERCEGOVAČKO- NERETVANSKI KANTON	8.145	10,4	63	0,7	1.990	3,5	3.487	8,5	55	1,5
Čapljina	1.827	5,9	29	5,0	1.625	25,0	1.962	6,6	10	20,0
Čitluk	13	10,0	8	9,5	19	12,5	17	10,0	14	8,3
Grad Mostar	282	11,7	23	4,3	46	5,8	381	11,9	29	6,5
Jablanica	-	-	-	-	-	-	-	-	-	-
Konjic	-	-	-	-	-	-	-	-	-	-
Neum	10	40,0	3	20,0	1	5,0	2	15,0	1	20,0
Prozor	-	-	-	-	-	-	-	-	-	-
Ravno	5.788	17,2	-	-	-	-	-	-	-	-
Stolac	225	25,0	-	-	300	20,0	1.125	15,0	-	-
ZAPADNO- HERCEGOVAČKI KANTON	372	9,7	50	5,0	217	6,5	160	9,7	183	8,5
Grude	19	2,2	8	2,0	15	2,2	6	2,3	7	1,6
Ljubuški	105	25,0	20	15,0	54	17,0	75	11,0	34	15,0
Posušje	31	8,0	6	6,0	82	8,0	-	-	7	6,0
Široki Brijeg	217	10,0	17	4,5	65	5,0	79	11,0	135	10,0
KANTON SARAJEVO	1.591	5,9	928	4,5	1.335	4	4	0,8	304	4,5
Centar Sarajevo	193	16,0	189	17,0	70	7,0	0	1,5	7	9,0
Hadžići	-	-	-	-	-	-	-	-	-	-
Iliđža	127	1,0	108	1,0	167	1,0	2	0,5	32	2,5
Ilijaš	555	15,0	278	15,0	875	10,0	-	-	18	10,0
Novi Grad Sarajevo	119	7,9	87	7,2	58	4,7	1	3,9	3	3,9
Novo Sarajevo	63	23,0	-	-	15	18,0	-	-	-	-
Stari Grad Sarajevo	499	13,0	248	8,0	124	4,0	0	2,0	18	5,0
Trnovo	30	9,0	17	7,0	12	4,0	-	-	1	4,0
Vogošća	6	5,0	2	5,0	16	5,0	-	-	225	5,0
KANTON 10	135	6,8	54	5,9	129	2,2	-	-	157	9,2
Bosansko Grahovo	-	-	-	-	-	-	-	-	-	-
Drvar	-	-	-	-	-	-	-	-	54	10,0
Glamoč	4	3,0	1	2,5	6	2,0	-	-	-	-
Kupres	-	-	-	-	-	-	-	-	-	-
Livno	1	3	0	3,5	0	1,2	-	-	0	2,1
Tomislavgrad	130	10,0	53	10,0	123	9,0	-	-	104	9,0

PRINOSI USJEVA, VOĆA I GROŽĐA PO KANTONIMA I OPĆINAMA U 2023. GODINI (nastavak)
CROP, FRUIT AND GRAPES PRODUCTION BY CANTONS AND MUNICIPALITIES IN 2023. (continued)

	Trešnje <i>Cherry</i>		Višnje <i>Sour cherry</i>		Kajsije/marelice <i>Apricot</i>		Grožđe <i>Grapes</i>	
	ukupan prinos, t <i>total pro- duction, t</i>	prinos kg/stablu <i>yield kg/tree</i>	ukupan prinos, t <i>total pro- duction, t</i>	prinos kg/stablu <i>yield kg/tree</i>	ukupan prinos, t <i>total pro- duction, t</i>	prinos kg/stablu <i>yield kg/tree</i>	ukupan prinos, t <i>total pro- duction, t</i>	prinos kg/čokotu <i>yield kg/vine</i>
UNSKO-SANSKI KANTON	71	2,2	58	6,3	6	4,3	91	5,5
Grad Bihać	2	6,0	3	8,0	-	-	-	-
Bosanska Krupa	-	-	-	-	0	0,0	-	-
Bosanski Petrovac	-	-	-	-	-	-	-	-
Bužim	-	-	-	-	-	-	-	-
Cazin	-	-	9	5,0	6	5,0	63	8,1
Ključ	2	0,5	-	-	-	-	-	-
Sanski Most	67	10,5	47	9,6	-	-	28	3,9
Velika Kladuša	-	-	-	-	-	-	-	-
KANTON POSAVSKI	18	5,2	66	9,7	22	9,1	47	6,5
Domaljevac-Šamac	4	2,0	1	2,0	3	3,0	-	-
Odžak	13	12,0	66	12,0	19	15,0	34	6,4
Orašje	1	2,0	1	1,0	0	-	13	7,0
TUZLANSKI KANTON	1.586	10,4	952	9,0	171	8,6	94	2,3
Banovići	144	32,0	63	17,0	-	-	-	-
Čelić	87	15,0	55	7,0	10	10,0	-	-
Doboj Istok	65	10,0	14	8,0	5	8,0	-	-
Gračanica	12	6,0	8	5,0	1	3,0	-	-
Gradačac	225	15,0	90	10,0	25	5,0	23	2,0
Kalesija	-	-	-	-	2	1,0	-	-
Kladanj	12	20,0	1	20	-	-	-	-
Lukavac	50	15,0	29	10,0	21	10,0	-	-
Sapna	6	2,0	2	2,0	1	3,0	-	-
Srebrenik	13	2,1	4	1,2	2	1,0	5	2,5
Teočak	17	3,0	6	2,0	8	5,0	-	-
Grad Tuzla	406	30,0	282	30,0	85	25,0	9	2,0
Živinice	550	7,0	399	7,0	12	5,0	56	2,4
ZENIČKO-DOBOJSKI KANTON	464	6,7	234	4,7	24	9,3	187	1,2
Breza	32	9,6	12	10,0	6	8,0	-	-
Doboj Jug	1	2,0	0	2,0	-	-	-	-
Kakanj	50	11,0	45	10,0	-	-	1	2,0
Maglaj	10	4,0	4	3,0	-	-	-	-
Olovo	-	-	-	-	-	-	-	-
Tešanj	17	2,5	6	1,2	-	-	-	-
Usora	1	1,0	1	1,0	1	1,0	1	0,3
Vareš	7	8,2	2	5,1	-	-	-	-
Visoko	10	1,7	35	2,0	-	-	-	-
Zavidovići	35	5,0	18	3,0	-	-	25	10,0
Grad Zenica	282	20,0	105	21,4	17	19,0	-	-
Žepče	21	1,0	6	1,0	0	1,0	161	1,0
BOSANSKO- PODRINJSKI KANTON	260	8,6	59	8,1	0	1,0	-	-
Foča	20	2,0	3	2,0	0	1,0	-	-
Goražde	230	12,0	55	10,0	-	-	-	-
Pale	9	10,0	1	4,0	-	-	-	-

PRINOSI USJEVA, VOĆA I GROŽĐA PO KANTONIMA I OPĆINAMA U 2023. GODINI (nastavak)
CROP, FRUIT AND GRAPES PRODUCTION BY CANTONS AND MUNICIPALITIES IN 2023. (continued)

	Trešnje <i>Cherry</i>		Višnje <i>Sour cherry</i>		Kajsije/marelice <i>Apricot</i>		Grožđe <i>Grapes</i>	
	ukupan prinos, t <i>total pro- duction, t</i>	prinos kg/stablu <i>yield kg/tree</i>	ukupan prinos, t <i>total pro- duction, t</i>	prinos kg/stablu <i>yield kg/tree</i>	ukupan prinos, t <i>total pro- duction, t</i>	prinos kg/stablu <i>yield kg/tree</i>	ukupan prinos, t <i>total pro- duction, t</i>	prinos kg/čokotu <i>yield kg/vine</i>
SREDNJOBOSANSKI KANTON	178	9,2	129	11,0	0	1,0	3	0,5
Bugojno	-	-	-	-	-	-	-	-
Busovača	-	-	-	-	-	-	-	-
Dobretići	-	-	-	-	-	-	-	-
Donji Vakuf	22	20,0	48	40,0	-	-	-	-
Fojnica	16	27,0	2	15,0	-	-	-	-
Gornji Vakuf	51	11,0	18	10,0	-	-	-	-
Jajce	37	17,0	15	28,0	-	-	2	0,4
Kiseljak	8	5,0	11	5,0	-	-	0	0,5
Kreševo	3	7,0	4	5,0	0	1	-	-
Novi Travnik	20	20,0	16	18,0	-	-	-	-
Travnik	5	3,0	5	3,0	-	-	-	-
Vitez	17	5,0	9	5,0	-	-	-	-
HERCEGOVAČKO- NERETVANSKI KANTON	1.224	8,9	197	6,8	239	10,0	19.271	1,9
Čapljina	34	2,3	13	5,0	10	5,0	4.035	2,1
Čitluk	24	15,0	53	5,0	12	20,0	7.594	1,7
Grad Mostar	653	10,0	60	7,0	101	9,9	4.435	1,7
Jablanica	3	1,0	-	-	-	-	-	-
Konjic	25	1,0	-	-	-	-	-	-
Neum	4	10,0	1	10,0	1	20,0	75	0,5
Prozor	4	1,0	3	1,0	-	-	-	-
Ravno	8	15,0	-	-	10	20,0	328	2,0
Stolac	470	20,0	69	15,0	105	10,0	2.805	2,8
ZAPADNO- HERCEGOVAČKI KANTON	359	10,4	89	7,6	34	6,8	5.150	1,3
Grude	36	4,5	5	1,5	5	3,0	569	1,5
Ljubuški	127	22,0	48	17,0	23	9,0	1.476	0,7
Posušje	16	6,0	4	5,0	-	-	19	1,0
Široki Brijeg	180	10,0	32	7,0	7	7,0	3.086	2,3
KANTON SARAJEVO	245	5,7	181	4,2	5	1,5	5	4,5
Centar Sarajevo	13	9,0	29	9,0	2	3,5	-	-
Hadžići	-	-	-	-	-	-	-	-
Iliđža	107	4,0	80	3,0	3	1,0	5	4,5
Ilijaš	51	15,0	13	5,0	-	-	-	-
Novi Grad Sarajevo	31	7,1	20	5,9	-	-	-	-
Novo Sarajevo	13	9,0	10	8,0	-	-	-	-
Stari Grad Sarajevo	21	7,0	26	6,0	0	3,0	-	-
Trnovo	6	8,0	4	8,0	-	-	-	-
Vogošća	4	8,0	1	2,0	-	-	-	-
KANTON 10	5	6,6	2	3,2	-	-	26	1,0
Bosansko Grahovo	-	-	-	-	-	-	-	-
Drvar	1	3,0	-	-	-	-	1	1,7
Glamoč	-	-	-	-	-	-	-	-
Kupres	-	-	-	-	-	-	-	-
Livno	0	3,0	0	3,0	-	-	-	-
Tomislavgrad	4	8,0	2	7,0	-	-	25	1



977151274005