

**PREDŠKOLSKO OBRAZOVANJE**  
**PRESCHOOL EDUCATION**  
2023/2024



**STATISTIČKI BILTEN**  
**376 STATISTICAL BULLETIN 376**

Sarajevo, 2024.

**PREDŠKOLSKO OBRAZOVANJE**

**PRESCHOOL EDUCATION**

**2023/2024**

**376** STATISTIČKI BILTEN **376**  
STATISTICAL BULLETIN

**Sarajevo, 2024.**

**Izdavač: Federalni zavod za statistiku, Zelenih beretki 26, 71000 Sarajevo**

*Publisher: Institute for statistics of FBiH, Zelenih beretki 26, 71000 Sarajevo*

Telefon/Phone/Faks: +387 33 20 64 52

Elektronska pošta/E-mail :fedstat@fzs.ba

Internetska stranica/Web site : <http://www.fzs.ba>

**Odgovara : Doc. Dr. Emir Kremić, direktor**

*Person responsible: Assis.Prof. Dr. Emir Kremić, Director General*

**Urednički odbor:**

*Editorial board:*

Hasan Karačić, Šemso Šurković, Muhidin Hadžiahmetović Amer Korić, Hidaeta Čolović,  
Zehra Bećiragić, Belmira Hadžiabdić, Sanela Čengić, Dijana Simanić, Danijela Bujak-Buzuk

**Pripremili/Prepared by:** Elvin Šetkić, Nisveta Džebo

**Molimo korisnike da prilikom korišćenja podataka navedu izvor**

*Users are kindly requested to state the source*

**Štampano/Tiskano u 25 primjeraka**

*Printed in 25 copies*

**Obavijesti daje Odsjek za odnose s javnošću**

*Information is available at the Department of Public Relations*

Telefon/Phone : +387 33 40 70 31

Pretpлата publikacija/Subscription : +387 33 21 50 43



## PREDGOVOR

Bilten "Predškolsko obrazovanje" je publikacija Federalnog zavoda za statistiku koja na sveobuhvatan način obezbjeđuje podatke o broju i kapacitetu predškolskih ustanova, broju vaspitnih grupa i zaposlenih koji provode program predškolskog vaspitanja i obrazovanja.

Podaci su rezultat obrade redovnih godišnjih izvještaja iz oblasti predškolskog obrazovanja.

U cilju boljeg razumijevanja podataka prezentiranih u ovom Biltenu, korisnike podataka upućujemo na Metodološka objašnjenja koja su sastavni dio ovog Biltena.

Federalni zavod za statistiku će prihvatiti sve prijedloge i sugestije korisnika podataka kao izraz dobre namjere za unaprijeđenje i poboljšanje sljedećih izdanja.

Sarajevo, mart/ožujak 2024

DIREKTOR

Doc. Dr. Emir Krenić

## FOREWORD

*The Bulletin "Pre-school education" is a publication of the Institute for Statistics of FB&H providing the overview of statistical data on the number and capacity of the preschool institutions, number of educational groups and employees that realize preschool education programme.*

*These data are result of the process of regular annual reports in the field of pre-school education.*

*The users of our data are refered to the Methodological explanations which are the part of the Bulletin, for better understanding of data.*

*The Institute for Statistics of FB&H will accept any comments and suggestions of data users as the expression of good purpose for improving the next editions.*

Sarajevo, March 2024

DIRECTOR

Assist. Prof. Dr. Emir Krenić



**SADRŽAJ**  
**CONTENTS**

|  |    |
|--|----|
| PREDGOVOR .....  | 3  |
| <i>FOREWORD</i>  |    |
| METODOLOŠKA OBJAŠNJENJA .....  | 7  |
| <i>EXPLANATION AND NOTES</i>   |    |
| 1. PREDŠKOLSKO OBRAZOVANJE U FEDERACIJI BIH .....                            | 9  |
| <i>PRESCHOOL EDUCATION IN FEDERATION OF BIH</i>                              |    |
| 2. JAVNE I PRIVATNE PREDŠKOLSKE USTANOVE .....                               | 12 |
| <i>PUBLIC AND PRIVATE PRE-SCHOOL INSTITUTIONS</i>                            |    |
| 3. BROJ DJECE PREMA GODINAMA ROĐENJA I SPOLU .....                           | 14 |
| <i>CHILDREN BY THE AGE OF BIRTH AND SEX</i>                                  |    |
| 4. BROJ DJECE PREMA UZRASTU I SPOLU, BROJ ODGOJNIH GRUPA .....               | 15 |
| <i>NUMBER OF CHILDREN BY AGE AND SEX , NUMBER OF EDUCATIONAL GROUPS</i>      |    |
| 5. DJECA PREMA ZAPOSLENOSTI RODITELJA .....                                  | 17 |
| <i>CHILDREN BY PARENTS EMPLOYMENT</i>  |    |
| 6. DJECA PREMA VISINI UPLATE BORAVKA .....                                   | 18 |
| <i>CHILDREN ACCORDING TO THE AMONNT PAID STAY</i>                            |    |
| 7. BROJ ZAPOSLENIH U PREDŠKOLSKIM USTANOVAMA .....                           | 19 |
| <i>NUMBER OF EMPLOYEES IN PRESCHOOL INSTITUTIONS</i>                         |    |
| 8. ZAPOSLENI U PREDŠKOLSKIM USTANOVAMA PREMA STAROSNIM GRUPAMA I POLU .....  | 20 |
| <i>NUMBER OF EMPLOYEES IN PRE-SCHOOL INSTITUTIONS BY AGE GROUP AND SEX</i>   |    |
| 9. DJECA PREMA ODGOJNIM GRUPAMA U JASLICAMA PREMA STAROSTI I SPOLU .....     | 24 |
| <i>CHILDREN ACCORDING TO EDUCATION GROUPS IN THE NURSERY, BY AGE AND SEX</i> |    |
| 10. BROJ DJECE U PREDŠKOLSKIM USTANOVAMA PO OPĆINAMA .....                   | 25 |
| <i>NUMBER OF CHILDREN IN PRE-SCHOOL INSTITUTIONS BY MUNICIPALITIES</i>       |    |





Cilj statistike predškolskog vaspitanja i obrazovanja jeste da obezbijedi podatke o broju i kapacitetu predškolskih ustanova, broju vaspitnih grupa i zaposlenih koji provode program predškolskog vaspitanja i obrazovanja.

*The objective of the statistics of preschool education is to provide data on the number and capacity of preschool institutions, number of educational groups and employees that realize preschool educational programme.*

Ovim istraživanjem dobijaju se podaci o broju i vrsti predškolskih ustanova, obliku svojine, broju vaspitnih grupa, uzrastu i spolu djece, djeci prema zaposlenosti roditelja i zaposlenima prema starosti i spolu.

*This survey provides data on the number and type of preschool institutions, form of ownership, number of educational groups, childrens by age and sex, children by employment of parents and employees by age and sex.*

Podaci o boravku djece i vaspitno-obrazovnom radu sa djecom u predškolskim ustanovama prikupljaju se Godišnjim izvještajem za predškolske ustanove - obrazac PŠV sa stanjem 1.oktobar/listopad.

*Data on childrens stay and educational work with children in pre-school institutions are collected through the Annual report on pre-school institutions-form PŠV with the situation on the first October..*

Predškolsko vaspitanje i obrazovanje je djelatnost koja obuhvata vaspitanje i obrazovanje, njegu i zaštitu djece starosti od šest mjeseci do polaska u osnovnu školu i obavlja se u javnim i privatnim predškolskim ustanovama.

*Pre-school upbringing and education is an activity that includes upbringing and education, care and protection of children from six months of age until the beginning of their school education. It is performed in public and private pre-school institutions.*

Rad sa djecom u predškolskim ustanovama organizuje se u vaspitnim grupama prema uzrastu djece. Vaspitne grupe mogu biti jasličke, za djecu starosti od šest mjeseci do tri godine, vrtičke, za djecu starosti od tri godine do polaska u školu, i mješovite grupe za djecu različitog uzrasta.

*Work with children in pre-school institutions is organised in educational groups by age of children. Educational groups can be creche groups for children from six months until three years of age, kindergarten groups for children from three years of age until the beginning of their school education, and mixed groups for children of various age.*

Statistička metodologija u predškolskom obrazovanju je u skladu sa UOE metodologijom i ostalim EUROSTAT standardima u ovoj oblasti.

*Statistical methodology in the field of pre-school education complies with the UOE methodology and with other EUROSTATs standards in this field.*

ISCED 2011-Međunarodna standardna klasifikacija obrazovanja koristi se prema preporuci UNESCO-a, OECD-a, EUROSTAT-a i drugih međunarodnih organizacija za prikazivanje svih podataka o obrazovanju i omogućuje usporedivost podataka o obrazovanju na međunarodnom nivou/razini.

*ISCED 2011 - International Standard Classification of Education - is being used as recommended by UNESCO, OECED, EUROSTAT and other international organisations for presenting all data on education, enabling their comparasion on the international level.*

Stupnjevi/stepeni obrazovanja, koji odgovaraju u školskom sistemu Federacije Bosne i Hercegovine su:

*The levels of education in the Federation educational System are as follows:*

ISCED 0 - rano djetinjstvo - obrazovni razvoj (u dobi od 0 do 2 godine) i predškolsko obrazovanje (namijenjen djeci u dobi od 3 godine do početka osnovnog obrazovanja)

*ISCED 0 - Early childhood education*

ISCED 1 - niže osnovno obrazovanje od I - IV razreda prema osmogodišnjem programu; odnosno od I - V razreda prema devetogodišnjem programu obrazovanja;

*ISCED 1 - Primary education (first four - eight year school programme or first five - nine year school programme);*

ISCED 2 - više osnovno obrazovanje od V - VIII razreda prema osmogodišnjem programu; odnosno od VI - IX razreda prema devetogodišnjem programu obrazovanja;

*ISCED 2 - Lower secondary education (last four years of basic education);*

ISCED 3 - srednje obrazovanje;

*ISCED 3 - Upper secondary education;*

ISCED 4 - postsrednje obrazovanje koje nije visoko obrazovanje (specijalistički programi za odrasle)

*ISCED 4 - Post-secondary education non-tertiary education (specialized programs for adults)*

ISCED 5 - više obrazovanje po starom načinu studiranja (VI stepen)

*ISCED 5 - Short-cycle tertiary education*

ISCED 6 - VII stepen po starom programu studiranja (trajanje 4-5 godina), I ciklus po novom programu.

*ISCED 6 - Bachelor's or equivalent level*

ISCED 7 - visoko obrazovanje po starom programu VII stepen (trajanje 5-6 godina), II ciklus "master" po novom programu i integrirani I i II ciklus po novom programu.

*ISCED 7 - Master's or equivalent level*

ISCED 8 - naučni/znanstveni stepen - doktorat

*ISCED 8 - Doctoral or equivalent level*

Od školske 2014./2015. godine podaci o obrazovanju u FBiH su u skladu sa ISCED 2011 - Međunarodnom standardnom klasifikacijom obrazovanja.

*Data on education in FB&H are in accordance with ISCED 2011 - International Standard Classification of Education from school year 2014/2015.*

Detaljnije informacije se mogu naći na web stranici Federalnog zavoda za statistiku <http://www.fzs.ba> ili u biblioteci.

*More information can be found on the website of the Institute for statistics of FB&H <http://www.fzs.ba>, or in the library of the Institute for statistics of FB&H.*

#### ZNAKOVI

- nema pojave
- ... ne raspolaze se podatkom

#### SYMBOLS

- no appearance
- ... no available data

**1. PREDŠKOLSKO OBRAZOVANJE U FEDERACIJI BIH**
*PRESCHOOL EDUCATION IN FEDERATION OF BIH*

|                                   | Broj predškolskih ustanova<br><i>Number of pre-school institution</i> | Broj djece u predškolskim ustanovama<br><i>Number of children in pre-school institutions</i> |                         | Zaposleni u predškolskim ustanovama<br><i>Employees in pre-school institutions</i> |                       |  |   | Broj jaslica<br><i>Number of nurseries</i> | Broj djece u odgojnim grupama u jaslicama<br><i>Number of children in educational groups in nurseries</i> |                         |
|-----------------------------------|---|--|-------------------------|--|-----------------------|--|---|--|---|-------------------------|
|                                   |   | svega<br><i>All</i>  | ženski<br><i>Female</i> | svega<br><i>All</i>  | žene<br><i>Female</i> | od toga: zaposleni u nastavi-svega<br><i>of which: employees in the teaching process-all</i> | zaposleni u nastavi-žene<br><i>employees in the teaching process-female</i> |  | svega<br><i>All</i>   | ženski<br><i>Female</i> |
| <b>Federacija BIH</b>             |   |  |                         |  |                       |  |   |  |   |                         |
| 2019/2020                         | 208   | 16.756   | 8.086                   | 2.307  | 2.180                 | 1.175  | 1.164   | 124  | 3.249   | 1.564                   |
| 2020/2021                         | 214   | 15.675   | 7.455                   | 2.406  | 2.269                 | 1.232  | 1.222   | 126  | 3.039   | 1.460                   |
| 2021/2022                         | 229   | 18.236   | 8.791                   | 2.717  | 2.560                 | 1.466  | 1.444   | 157  | 4.419   | 2.101                   |
| 2022/2023                         | 255   | 22.120   | 10.457                  | 2.972  | 2.838                 | 1.645  | 1.635   | 180  | 5.423   | 2.537                   |
| <b>2023/2024</b>                  | <b>255</b>  | <b>23.475</b>  | <b>11.314</b>           | <b>3.152</b>   | <b>2.917</b>          | <b>1.782</b>   | <b>1.698</b>  | <b>195</b>                                 | <b>5.838</b>  | <b>2.818</b>            |
| <b>Unsko-sanski kanton</b>        |   |  |                         |  |                       |  |   |  |   |                         |
| 2019/2020                         | 18  | 1.453  | 647                     | 226  | 211                   | 103  | 102   | 17   | 335   | 159                     |
| 2020/2021                         | 17  | 1.313  | 614                     | 220  | 201                   | 103  | 102   | 16   | 321   | 151                     |
| 2021/2022                         | 17  | 1.451  | 700                     | 240  | 220                   | 112  | 111   | 16   | 316   | 150                     |
| 2022/2023                         | 17  | 1.634  | 783                     | 249  | 232                   | 119  | 118   | 16   | 393   | 194                     |
| <b>2023/2024</b>                  | <b>16</b>   | <b>1.731</b>   | <b>854</b>              | <b>252</b>   | <b>233</b>            | <b>123</b>   | <b>119</b>  | <b>16</b>                                  | <b>479</b>  | <b>238</b>              |
| <b>Kanton Posavski</b>            |   |  |                         |  |                       |  |   |  |   |                         |
| 2019/2020                         | 3   | 179  | 96                      | 30   | 27                    | 15   | 15  | 3  | 36  | 23                      |
| 2020/2021                         | 3   | 169  | 100                     | 33   | 30                    | 18   | 18  | 3  | 37  | 18                      |
| 2021/2022                         | 3   | 176  | 98                      | 33   | 31                    | 21   | 20  | 3  | 36  | 17                      |
| 2022/2023                         | 3   | 212  | 131                     | 32   | 31                    | 19   | 19  | 3  | 47  | 25                      |
| <b>2023/2024</b>                  | <b>3</b>  | <b>220</b>   | <b>117</b>              | <b>36</b>  | <b>35</b>             | <b>23</b>  | <b>23</b>   | <b>3</b>                                   | <b>50</b>   | <b>24</b>               |
| <b>Tuzlanski kanton</b>           |   |  |                         |  |                       |  |   |  |   |                         |
| 2019/2020                         | 25  | 2.627  | 1.286                   | 340  | 310                   | 172  | 168   | 14   | 416   | 200                     |
| 2020/2021                         | 27  | 2.487  | 1.194                   | 368  | 338                   | 182  | 178   | 13   | 350   | 174                     |
| 2021/2022                         | 30  | 2.806  | 1.392                   | 429  | 400                   | 241  | 236   | 21   | 559   | 283                     |
| 2022/2023                         | 35  | 3.387  | 1.681                   | 462  | 437                   | 261  | 257   | 23   | 722   | 358                     |
| <b>2023/2024</b>                  | <b>35</b>   | <b>3.529</b>   | <b>1.735</b>            | <b>468</b>   | <b>440</b>            | <b>262</b>   | <b>256</b>  | <b>23</b>                                  | <b>862</b>  | <b>422</b>              |
| <b>Zeničko-dobojski kanton</b>    |   |  |                         |  |                       |  |   |  |   |                         |
| 2019/2020                         | 30  | 2.192  | 1.070                   | 302  | 289                   | 134  | 134   | 21   | 549   | 254                     |
| 2020/2021                         | 29  | 1.827  | 871                     | 293  | 281                   | 126  | 125   | 21   | 446   | 193                     |
| 2021/2022                         | 31  | 2.037  | 993                     | 328  | 320                   | 145  | 145   | 28   | 580   | 297                     |
| 2022/2023                         | 37  | 2.605  | 1.226                   | 384  | 374                   | 199  | 199   | 33   | 745   | 359                     |
| <b>2023/2024</b>                  | <b>37</b>   | <b>2.759</b>   | <b>1.352</b>            | <b>395</b>   | <b>375</b>            | <b>202</b>   | <b>197</b>  | <b>34</b>                                  | <b>761</b>  | <b>385</b>              |
| <b>Bosansko-podrinjski kanton</b> |   |  |                         |  |                       |  |   |  |   |                         |
| 2019/2020                         | 2   | 176  | 80                      | 33   | 28                    | 14   | 14  | -  | -   | -                       |
| 2020/2021                         | 1   | 169  | 76                      | 34   | 29                    | 16   | 16  | -  | -   | -                       |
| 2021/2022                         | 1   | 192  | 85                      | 37   | 31                    | 16   | 16  | -  | -   | -                       |
| 2022/2023                         | 1   | 197  | 90                      | 38   | 32                    | 21   | 21  | -  | -   | -                       |
| <b>2023/2024</b>                  | <b>1</b>  | <b>205</b>   | <b>102</b>              | <b>34</b>  | <b>29</b>             | <b>20</b>  | <b>20</b>   | <b>-</b>                                   | <b>-</b>  | <b>-</b>                |

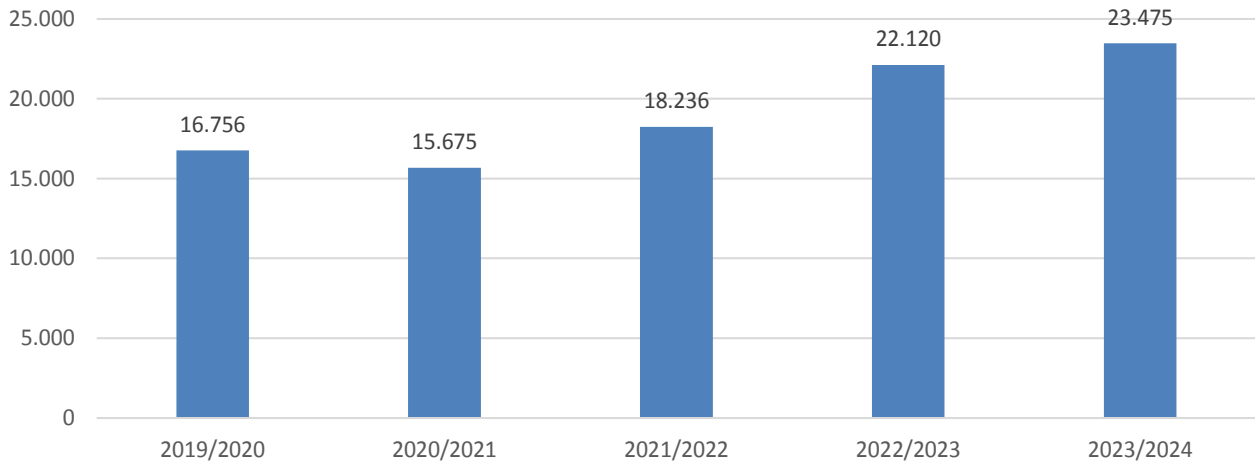
**1. PREDŠKOLSKO OBRAZOVANJE U FEDERACIJI BIH**

PRESCHOOL EDUCATION IN FEDERATION OF BIH

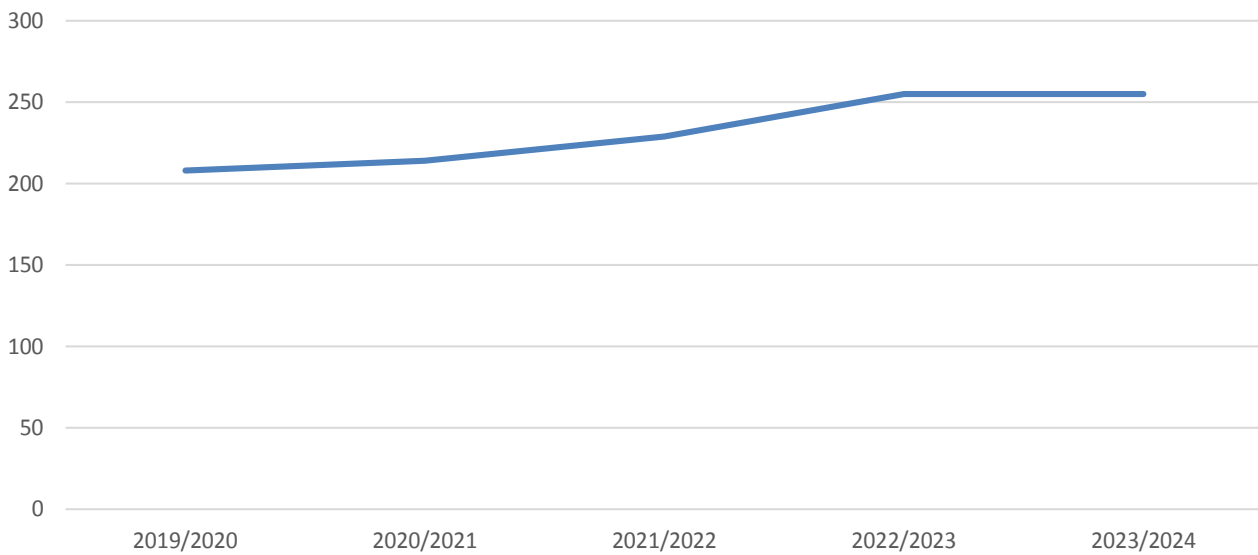
nastavak / continued

|  | Broj predškolskih ustanova<br><i>Number of pre-school institution</i> | Broj djece u predškolskim ustanovama<br><i>Number of children in pre-school institutions</i> |                         | Zaposleni u predškolskim ustanovama<br><i>Employees in pre-school institutions</i> |                       |  |   | Broj jaslica<br><i>Number of nurseries</i> | Broj djece u odgojnim grupama u jaslicama<br><i>Number of children in educational groups in nurseries</i> |                         |
|--|---|--|-------------------------|--|-----------------------|--|---|--|---|-------------------------|
|  |   | svega<br><i>All</i>  | ženski<br><i>Female</i> | svega<br><i>All</i>  | žene<br><i>Female</i> | od toga: zaposleni u nastavi-svega<br><i>of which: employees in the teaching process-all</i> | zaposleni u nastavi-žene<br><i>employees in the teaching process-female</i> |  | svega<br><i>All</i>   | ženski<br><i>Female</i> |
| <b>Srednjobosanski kanton</b>          |   |  |                         |  |                       |  |   |  |   |                         |
| 2019/2020                              | 16  | 1.210  | 603                     | 139  | 131                   | 73   | 73  | 11   | 249   | 129                     |
| 2020/2021                              | 16  | 988  | 484                     | 144  | 135                   | 76   | 76  | 10   | 144   | 81                      |
| 2021/2022                              | 18  | 1.299  | 642                     | 160  | 150                   | 83   | 83  | 11   | 298   | 157                     |
| 2022/2023                              | 20  | 1.535  | 728                     | 190  | 178                   | 102  | 102   | 12   | 310   | 148                     |
| <b>2023/2024</b>                       | <b>20</b>   | <b>1.640</b>   | <b>767</b>              | <b>194</b>   | <b>158</b>            | <b>105</b>   | <b>86</b>   | <b>12</b>                                  | <b>314</b>  | <b>154</b>              |
| <b>Hercegovačko-neretvanski kanton</b> |   |  |                         |  |                       |  |   |  |   |                         |
| 2019/2020                              | 27  | 2.418  | 1.221                   | 319  | 310                   | 184  | 184   | 15   | 352   | 180                     |
| 2020/2021                              | 27  | 2.030  | 1.010                   | 312  | 301                   | 178  | 178   | 15   | 310   | 150                     |
| 2021/2022                              | 29  | 2.429  | 1.163                   | 337  | 326                   | 196  | 195   | 19   | 552   | 252                     |
| 2022/2023                              | 36  | 2.847  | 1.352                   | 368  | 357                   | 205  | 204   | 25   | 596   | 271                     |
| <b>2023/2024</b>                       | <b>36</b>   | <b>3.268</b>   | <b>1.589</b>            | <b>433</b>   | <b>386</b>            | <b>247</b>   | <b>231</b>  | <b>25</b>                                  | <b>731</b>  | <b>369</b>              |
| <b>Zapadnohercegovački kanton</b>      |   |  |                         |  |                       |  |   |  |   |                         |
| 2019/2020                              | 20  | 1.110  | 539                     | 140  | 137                   | 94   | 94  | 11   | 209   | 97                      |
| 2020/2021                              | 20  | 916  | 433                     | 143  | 140                   | 101  | 101   | 11   | 216   | 110                     |
| 2021/2022                              | 20  | 1.164  | 559                     | 166  | 161                   | 109  | 109   | 17   | 303   | 139                     |
| 2022/2023                              | 20  | 1.427  | 695                     | 173  | 170                   | 115  | 115   | 19   | 458   | 218                     |
| <b>2023/2024</b>                       | <b>20</b>   | <b>1.625</b>   | <b>806</b>              | <b>191</b>   | <b>187</b>            | <b>128</b>   | <b>128</b>  | <b>14</b>                                  | <b>365</b>  | <b>181</b>              |
| <b>Kanton Sarajevo</b>                 |   |  |                         |  |                       |  |   |  |   |                         |
| 2019/2020                              | 61  | 5.001  | 2.356                   | 725  | 687                   | 359  | 353   | 29   | 1.018   | 496                     |
| 2020/2021                              | 68  | 5.454  | 2.522                   | 796  | 755                   | 396  | 392   | 34   | 1.160   | 559                     |
| 2021/2022                              | 72  | 6.183  | 2.931                   | 907  | 846                   | 500  | 486   | 38   | 1.702   | 765                     |
| 2022/2023                              | 77  | 7.567  | 3.445                   | 975  | 929                   | 544  | 540   | 42   | 2.001   | 895                     |
| <b>2023/2024</b>                       | <b>77</b>   | <b>7.679</b>   | <b>3.629</b>            | <b>1.032</b>   | <b>967</b>            | <b>599</b>   | <b>569</b>  | <b>62</b>                                  | <b>2.084</b>  | <b>962</b>              |
| <b>Kanton 10</b>                       |   |  |                         |  |                       |  |   |  |   |                         |
| 2019/2020                              | 6   | 390  | 188                     | 53   | 50                    | 27   | 27  | 3  | 85  | 26                      |
| 2020/2021                              | 6   | 322  | 151                     | 63   | 59                    | 36   | 36  | 3  | 55  | 24                      |
| 2021/2022                              | 8   | 499  | 228                     | 80   | 75                    | 43   | 43  | 4  | 73  | 41                      |
| 2022/2023                              | 9   | 709  | 326                     | 101  | 98                    | 60   | 60  | 7  | 151   | 69                      |
| <b>2023/2024</b>                       | <b>10</b>   | <b>819</b>   | <b>363</b>              | <b>117</b>   | <b>107</b>            | <b>73</b>  | <b>69</b>   | <b>6</b>                                   | <b>192</b>  | <b>83</b>               |

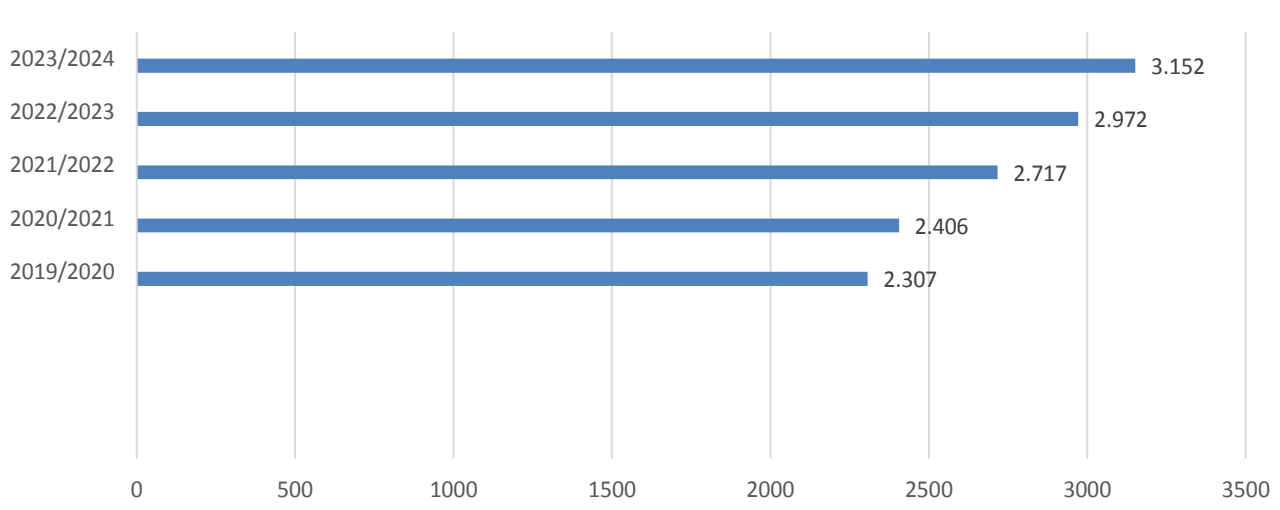
**Grafikon 1.1 Broj djece u predškolskim ustanovama u FBiH**  
*Graph 1.1 Number of children in pre-school institutions in FBiH*



**Grafikon 1.2 Broj predškolskih ustanova u FBiH**  
*Graph 1.2 Number of pre-school institution in FBiH*



**Grafikon 1.3 Broj zaposlenih u predškolskim ustanovama u FBiH**  
*Graph 1.3 Number of employees in pre-school institutions in FBiH*

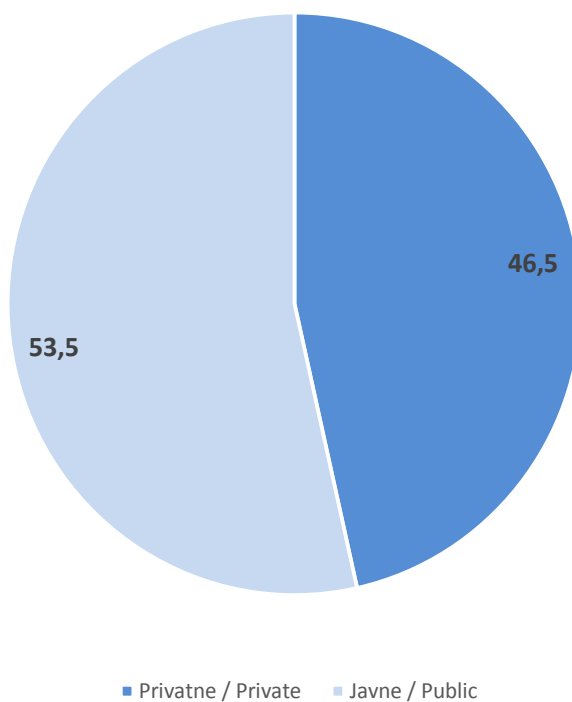


**2. JAVNE I PRIVATNE PREDŠKOLSKE USTANOVE**  
PUBLIC AND PRIVATE PRESCHOOL INSTITUTIONS

| Kantoni i vrsta svojine<br><i>Cantons and type of ownership</i> | Broj ustanova<br><i>Number of institutions</i> | Broj djece<br><i>Number of children</i> |                         | Od toga: djeca sa posebnim potrebama<br><i>Thereof: children with special needs</i> |                         | Zaposleni<br><i>Employees</i> |                         | Broj djece na jednog odgajatelja<br><i>Number of children per educator</i> | Djeca koja nisu primljena zbog popunjenog kapaciteta<br><i>Children not enrolled due to lack of capacities</i> |
|---|--|---|-------------------------|---|-------------------------|-------------------------------|-------------------------|--|--|
|   |  | svega<br><i>All</i>                     | ženski<br><i>Female</i> | svega<br><i>All</i>   | ženski<br><i>Female</i> | svega<br><i>All</i>           | ženski<br><i>Female</i> |  |  |
| <b>Federacija BiH</b>   |  |   |                         |   |                         |                               |                         |  |  |
| Ukupno / Total  | 255  | 23.475                                  | 11.314                  | 417   | 107                     | 3.152                         | 2.917                   | 13   | 2.453  |
| Privatne / Private  | 131  | 10.916                                  | 5.272                   | 85  | 22                      | 1.397                         | 1.280                   | 14   | 749  |
| Javne / Public  | 124  | 12.559                                  | 6.042                   | 332   | 85                      | 1.755                         | 1.637                   | 12   | 1.704  |
| <b>Unsko-sanski</b>   |  |   |                         |   |                         |                               |                         |  |  |
| Ukupno / Total  | 16   | 1.731                                   | 854                     | 21  | 1                       | 252                           | 233                     | 14   | 456  |
| Privatne / Private  | 7  | 476                                     | 251                     | 1   | -                       | 53                            | 48                      | 17   | 69   |
| Javne / Public  | 9  | 1.255                                   | 603                     | 20  | 1                       | 199                           | 185                     | 13   | 387  |
| <b>Posavski</b>   |  |   |                         |   |                         |                               |                         |  |  |
| Ukupno / Total  | 3  | 220                                     | 117                     | -   | -                       | 36                            | 35                      | 10   | 84   |
| Privatne / Private  | -  | -                                       | -                       | -   | -                       | -                             | -                       | -  | -  |
| Javne / Public  | 3  | 220                                     | 117                     | -   | -                       | 36                            | 35                      | 10   | 84   |
| <b>Tuzlanski</b>  |  |   |                         |   |                         |                               |                         |  |  |
| Ukupno / Total  | 35   | 3.529                                   | 1.735                   | 16  | 5                       | 468                           | 440                     | 13   | 250  |
| Privatne / Private  | 12   | 1.006                                   | 503                     | 1   | -                       | 122                           | 114                     | 14   | 10   |
| Javne / Public  | 23   | 2.523                                   | 1.232                   | 15  | 5                       | 346                           | 326                     | 13   | 240  |
| <b>Zeničko-dobojski</b>   |  |   |                         |   |                         |                               |                         |  |  |
| Ukupno / Total  | 37   | 2.759                                   | 1.352                   | 23  | 4                       | 395                           | 375                     | 14   | 268  |
| Privatne / Private  | 25   | 1.568                                   | 767                     | 10  | 1                       | 228                           | 214                     | 14   | 89   |
| Javne / Public  | 12   | 1.191                                   | 585                     | 13  | 3                       | 167                           | 161                     | 14   | 179  |
| <b>Bosansko-podrinjski</b>                                      |  |   |                         |   |                         |                               |                         |  |  |
| Ukupno / Total  | 1  | 205                                     | 102                     | 2   | 1                       | 34                            | 29                      | 10   | 61   |
| Privatne / Private  | -  | -                                       | -                       | -   | -                       | -                             | -                       | -  | -  |
| Javne / Public  | 1  | 205                                     | 102                     | 2   | 1                       | 34                            | 29                      | 10   | 61   |
| <b>Srednjobosanski</b>  |  |   |                         |   |                         |                               |                         |  |  |
| Ukupno / Total  | 20   | 1.640                                   | 767                     | 17  | 6                       | 194                           | 158                     | 16   | 371  |
| Privatne / Private  | 11   | 538                                     | 196                     | 8   | 1                       | 65                            | 42                      | 14   | 36   |
| Javne / Public  | 9  | 1.102                                   | 571                     | 9   | 5                       | 129                           | 116                     | 16   | 335  |
| <b>Hercegovačko-neretvanski</b>                                 |  |   |                         |   |                         |                               |                         |  |  |
| Ukupno / Total  | 36   | 3.268                                   | 1.589                   | 113   | 29                      | 433                           | 386                     | 13   | 529  |
| Privatne / Private  | 17   | 1.542                                   | 780                     | 17  | 4                       | 182                           | 155                     | 14   | 209  |
| Javne / Public  | 19   | 1.726                                   | 809                     | 96  | 25                      | 251                           | 231                     | 12   | 320  |
| <b>Zapadnohercegovački</b>                                      |  |   |                         |   |                         |                               |                         |  |  |
| Ukupno / Total  | 20   | 1.625                                   | 806                     | 45  | 17                      | 191                           | 187                     | 13   | 193  |
| Privatne / Private  | 16   | 993                                     | 509                     | 17  | 6                       | 104                           | 101                     | 13   | 124  |
| Javne / Public  | 4  | 632                                     | 297                     | 28  | 11                      | 87                            | 86                      | 12   | 69   |
| <b>Kanton Sarajevo</b>  |  |   |                         |   |                         |                               |                         |  |  |
| Ukupno / Total  | 77   | 7.679                                   | 3.629                   | 169   | 41                      | 1.032                         | 967                     | 13   | 90   |
| Privatne / Private  | 38   | 4.500                                   | 2.131                   | 23  | 7                       | 608                           | 579                     | 14   | 90   |
| Javne / Public  | 39   | 3.179                                   | 1.498                   | 146   | 34                      | 424                           | 388                     | 11   | -  |
| <b>Kanton 10</b>  |  |   |                         |   |                         |                               |                         |  |  |
| Ukupno / Total  | 10   | 819                                     | 363                     | 11  | 3                       | 117                           | 107                     | 11   | 151  |
| Privatne / Private  | 5  | 293                                     | 135                     | 8   | 3                       | 35                            | 27                      | 14   | 122  |
| Javne / Public  | 5  | 526                                     | 228                     | 3   | -                       | 82                            | 80                      | 10   | 29   |

**Grafikon 2.1 Djeca u predškolskim ustanovama prema vrsti predškolske ustanove u 2023/2024, %**

*Graph 2.1 Children in pre-school institutions by type of pre-school institutions in 2023/2024, %*



### 3. DJECE PREMA GODINAMA ROĐENJA I SPOLU

CHILDREN BY THE AGE OF BIRTH AND SEX

| Kantoni<br>Cantons              | Ukupno<br>Total | Godina rođenja/ Year of birth        |       |       |       |       |       |      |
|---------------------------------|-----------------|--------------------------------------|-------|-------|-------|-------|-------|------|
|                                 |                 | 2017 i ranije<br>2017 and<br>earlier | 2018  | 2019  | 2020  | 2021  | 2022  | 2023 |
| <b>Federacija BiH</b>           |                 |                                      |       |       |       |       |       |      |
| Svega / All                     | 23.475          | 2.334                                | 5.839 | 5.545 | 4.648 | 3.270 | 1.784 | 55   |
| Djevojčice / Girls              | 11.314          | 1.085                                | 2.810 | 2.693 | 2.270 | 1.549 | 877   | 30   |
| <b>Unsko-sanski</b>             |                 |                                      |       |       |       |       |       |      |
| Svega / All                     | 1.731           | 109                                  | 425   | 409   | 340   | 277   | 171   | -    |
| Djevojčice / Girls              | 854             | 49                                   | 212   | 205   | 168   | 133   | 87    | -    |
| <b>Posavski</b>                 |                 |                                      |       |       |       |       |       |      |
| Svega / All                     | 220             | 24                                   | 65    | 39    | 43    | 38    | 11    | -    |
| Djevojčice / Girls              | 117             | 11                                   | 40    | 18    | 24    | 16    | 8     | -    |
| <b>Tuzlanski</b>                |                 |                                      |       |       |       |       |       |      |
| Svega / All                     | 3.529           | 411                                  | 773   | 810   | 678   | 537   | 297   | 23   |
| Djevojčice / Girls              | 1.735           | 204                                  | 378   | 393   | 345   | 254   | 148   | 13   |
| <b>Zeničko-dobojski</b>         |                 |                                      |       |       |       |       |       |      |
| Svega / All                     | 2.759           | 308                                  | 670   | 619   | 551   | 393   | 201   | 17   |
| Djevojčice / Girls              | 1.352           | 134                                  | 338   | 300   | 277   | 184   | 110   | 9    |
| <b>Bosansko-podrinjski</b>      |                 |                                      |       |       |       |       |       |      |
| Svega / All                     | 205             | 24                                   | 81    | 64    | 36    | -     | -     | -    |
| Djevojčice / Girls              | 102             | 13                                   | 40    | 30    | 19    | -     | -     | -    |
| <b>Srednjobosanski</b>          |                 |                                      |       |       |       |       |       |      |
| Svega / All                     | 1.640           | 246                                  | 373   | 445   | 317   | 185   | 73    | 1    |
| Djevojčice / Girls              | 767             | 103                                  | 181   | 215   | 138   | 97    | 33    | -    |
| <b>Hercegovačko-neretvanski</b> |                 |                                      |       |       |       |       |       |      |
| Svega / All                     | 3.268           | 417                                  | 802   | 778   | 648   | 398   | 222   | 3    |
| Djevojčice / Girls              | 1.589           | 184                                  | 382   | 379   | 337   | 199   | 106   | 2    |
| <b>Zapadnohercegovački</b>      |                 |                                      |       |       |       |       |       |      |
| Svega / All                     | 1.625           | 171                                  | 431   | 399   | 298   | 207   | 119   | -    |
| Djevojčice / Girls              | 806             | 81                                   | 214   | 203   | 147   | 94    | 67    | -    |
| <b>Kanton Sarajevo</b>          |                 |                                      |       |       |       |       |       |      |
| Svega / All                     | 7.679           | 578                                  | 1.980 | 1.777 | 1.561 | 1.126 | 646   | 11   |
| Djevojčice / Girls              | 3.629           | 288                                  | 917   | 865   | 730   | 522   | 301   | 6    |
| <b>Kanton 10</b>                |                 |                                      |       |       |       |       |       |      |
| Svega / All                     | 819             | 46                                   | 239   | 205   | 176   | 109   | 44    | -    |
| Djevojčice / Girls              | 363             | 18                                   | 108   | 85    | 85    | 50    | 17    | -    |

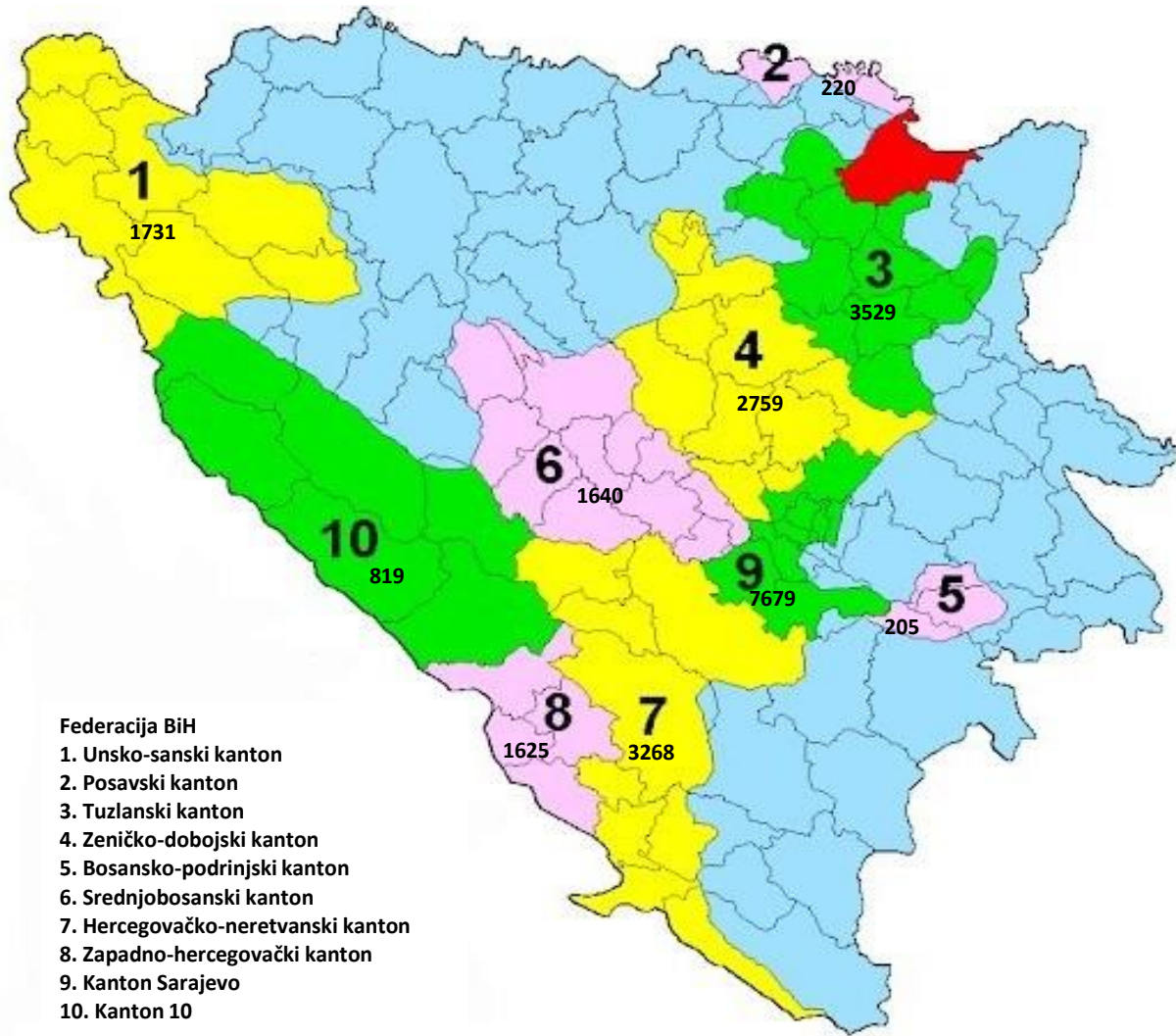


**4. BROJ DJECE PREMA UZRASTU I SPOLU I BROJ ODGOJNIH GRUPA**

NUMBER OF CHILDREN BY AGE AND SEX, NUMBER OF EDUCATIONAL GROUPS

| Kantoni<br>Cantons              | Broj djece / Number of children |                           |                          |                          |                          |   | Broj odgojnih grupa<br>Number of educational groups |
|---------------------------------|---------------------------------|---------------------------|--------------------------|--------------------------|--------------------------|---|---|
|                                 | Ukupno<br>Total                 | do 3 god.<br>Under 3 year | 3 - 4 god.<br>3 - 4 year | 4 - 5 god.<br>4 - 5 year | 5 - 6 god.<br>5 - 6 year | Mješovite grupe<br>od 3. do 6. god.<br>Mixed groups<br>of 3-6 years |   |
| <b>Federacija BiH</b>           |                                 |                           |                          |                          |                          |   |   |
| Svega / All                     | 23.475                          | 5.838                     | 3.306                    | 3.648                    | 4.097                    | 6.586   | 1.062   |
| Djevojčice / Girls              | 11.314                          | 2.818                     | 1.611                    | 1.778                    | 1.947                    | 3.160   | -   |
| <b>Unsko-sanski</b>             |                                 |                           |                          |                          |                          |   |   |
| Svega / All                     | 1.731                           | 479                       | 266                      | 311                      | 341                      | 334   | 78  |
| Djevojčice / Girls              | 854                             | 238                       | 129                      | 146                      | 161                      | 180   | -   |
| <b>Posavski</b>                 |                                 |                           |                          |                          |                          |   |   |
| Svega / All                     | 220                             | 50                        | 27                       | 23                       | 16                       | 104   | 12  |
| Djevojčice / Girls              | 117                             | 24                        | 14                       | 13                       | 7                        | 59  | -   |
| <b>Tuzlanski</b>                |                                 |                           |                          |                          |                          |   |   |
| Svega / All                     | 3.529                           | 862                       | 409                      | 426                      | 715                      | 1.117   | 145   |
| Djevojčice / Girls              | 1.735                           | 422                       | 196                      | 215                      | 345                      | 557   | -   |
| <b>Zeničko-dobojski</b>         |                                 |                           |                          |                          |                          |   |   |
| Svega / All                     | 2.759                           | 761                       | 446                      | 537                      | 545                      | 470   | 132   |
| Djevojčice / Girls              | 1.352                           | 385                       | 206                      | 273                      | 265                      | 223   | -   |
| <b>Bosansko-podrinjski</b>      |                                 |                           |                          |                          |                          |   |   |
| Svega / All                     | 205                             | -                         | 64                       | 60                       | 81                       | -   | 8   |
| Djevojčice / Girls              | 102                             | -                         | 28                       | 35                       | 39                       | -   | -   |
| <b>Srednjobosanski</b>          |                                 |                           |                          |                          |                          |   |   |
| Svega / All                     | 1.640                           | 314                       | 153                      | 177                      | 273                      | 723   | 67  |
| Djevojčice / Girls              | 767                             | 154                       | 84                       | 80                       | 138                      | 311   | -   |
| <b>Hercegovačko-neretvanski</b> |                                 |                           |                          |                          |                          |   |   |
| Svega / All                     | 3.268                           | 731                       | 602                      | 557                      | 676                      | 702   | 143   |
| Djevojčice / Girls              | 1.589                           | 369                       | 308                      | 270                      | 315                      | 327   | -   |
| <b>Zapadnohercegovački</b>      |                                 |                           |                          |                          |                          |   |   |
| Svega / All                     | 1.625                           | 365                       | 229                      | 257                      | 187                      | 587   | 75  |
| Djevojčice / Girls              | 806                             | 181                       | 126                      | 126                      | 90                       | 283   | -   |
| <b>Kanton Sarajevo</b>          |                                 |                           |                          |                          |                          |   |   |
| Svega / All                     | 7.679                           | 2.084                     | 1.065                    | 1.244                    | 1.212                    | 2.074   | 364   |
| Djevojčice / Girls              | 3.629                           | 962                       | 496                      | 599                      | 569                      | 1.003   | -   |
| <b>Kanton 10</b>                |                                 |                           |                          |                          |                          |   |   |
| Svega / All                     | 819                             | 192                       | 45                       | 56                       | 51                       | 475   | 38  |
| Djevojčice / Girls              | 363                             | 83                        | 24                       | 21                       | 18                       | 217   | -   |

Grafikon 4.1 Broj djece u predškolskim ustanovama u FBiH po kantonima, 2023/2024 godina  
 Graph 4.1 Number of children in preschool institutions in the FBiH by cantons, 2023/2024



## 5. DJECA PREMA ZAPOSLENOSTI RODITELJA

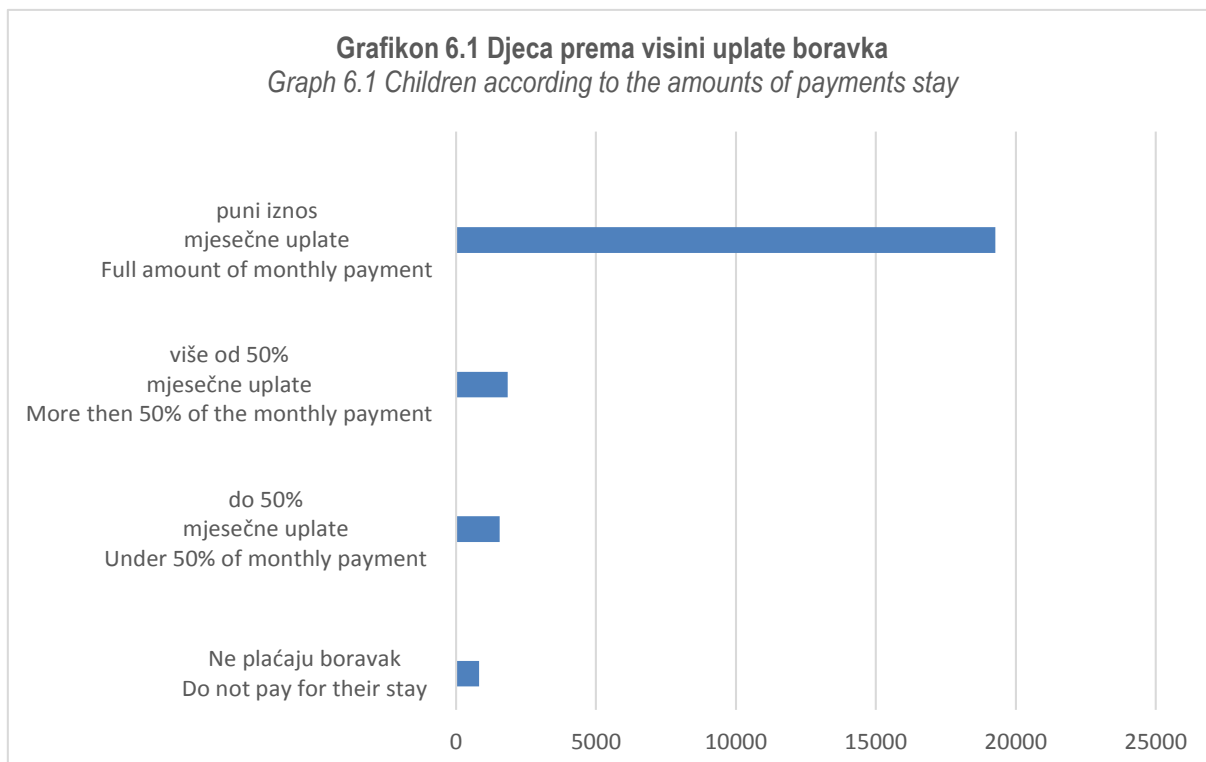
### CHILDREN BY PARENTS EMPLOYMENT

| Kantoni<br>Cantons       | Ukupno<br>Total | Djeca čija<br>su oba roditelja<br>zaposlena<br>Children<br>whose parents<br>are<br>employed | Zaposlena samo majka<br>Employed only a mother |   | Zaposlen samo otac<br>Employed only a father |  | Nijedan roditelj<br>nije zaposlen<br>Neither parent is<br>employed | Roditelji<br>individualni<br>poljoprivrednici<br>Parents are<br>individual farmers |
|--------------------------|-----------------|---|--|---|--|--|--|--|
|                          |                 |   | svega<br>All                                   | od toga :<br>samohrana<br>Thereof<br>selfsupporting | svega<br>All                                 | od toga :<br>samohran<br>Thereof<br>selfsupporting |  |  |
| Federacija BiH           | 23.475          | 19.761  | 787  | 189   | 2.599  | 93   | 295  | 33   |
| Unsko-sanski             | 1.731           | 1.440   | 86   | 30  | 179  | 38   | 25   | 1  |
| Posavski                 | 220             | 210   | 2  | -   | 7  | -  | 1  | -  |
| Tuzlanski                | 3.529           | 2.974   | 120  | 16  | 366  | 3  | 68   | 1  |
| Zeničko-dobojski         | 2.759           | 2.396   | 67   | 24  | 279  | 15   | 15   | 2  |
| Bosansko-podrinjski      | 205             | 205   | -  | -   | -  | -  | -  | -  |
| Srednjobosanski          | 1.640           | 1.342   | 60   | 21  | 231  | 6  | 7  | -  |
| Hercegovačko-neretvanski | 3.268           | 2.809   | 111  | 14  | 316  | 6  | 26   | 6  |
| Zapadnohercegovački      | 1.625           | 1.303   | 109  | 8   | 187  | 1  | 9  | 17   |
| Kanton Sarajevo          | 7.679           | 6.394   | 217  | 75  | 937  | 24   | 131  | -  |
| Kanton 10                | 819             | 688   | 15   | 1   | 97   | -  | 13   | 6  |

## 6. DJECA PREMA VISINI UPLATE BORAVKA

### CHILDREN ACCORDING TO THE AMOUNTS OF PAYMENTS STAY

| Kantoni<br>Cantons       | Ukupno<br>Total | Ne plaćaju<br>boravak<br>Do not pay for<br>their stay | Djeca koja plaćaju<br>Children who pay |  |  |  |
|--------------------------|-----------------|---|--|--|--|--|
|                          |                 |   | svega<br>All                           | do 50%<br>mjesečne uplate<br>Under 50% of<br>monthly payment | više od 50%<br>mjesečne uplate<br>More than 50% of<br>the monthly<br>payment | puni iznos<br>mjesečne uplate<br>Full amount of<br>monthly payment |
| Federacija BiH           | 23.475          | 817   | 22.658                                 | 1.550  | 1.838  | 19.270   |
| Unsko-sanski             | 1.731           | 10  | 1.721                                  | 9  | 190  | 1.522  |
| Posavski                 | 220             | 1   | 219                                    | 2  | 20   | 197  |
| Tuzlanski                | 3.529           | 2   | 3.527                                  | 59   | 263  | 3.205  |
| Zeničko-dobojski         | 2.759           | 37  | 2.722                                  | 31   | 202  | 2.489  |
| Bosansko-podrinjski      | 205             | 1   | 204                                    | -  | -  | 204  |
| Srednjobosanski          | 1.640           | 22  | 1.618                                  | 26   | 151  | 1.441  |
| Hercegovačko-neretvanski | 3.268           | 82  | 3.186                                  | 82   | 91   | 3.013  |
| Zapadnohercegovački      | 1.625           | 34  | 1.591                                  | 10   | 256  | 1.325  |
| Kanton Sarajevo          | 7.679           | 612   | 7.067                                  | 1.284  | 559  | 5.224  |
| Kanton 10                | 819             | 16  | 803                                    | 47   | 106  | 650  |



**7. BROJ ZAPOSLENIH U PREDŠKOLSKIM USTANOVAMA**
**NUMBER OF EMPLOYEES IN PRESCHOOL INSTITUTIONS**

| Kantoni<br>Cantons       | Ukupno<br>Total |                | Zaposleni u<br>upravi<br>Management<br>personnal |                | Zaposleni u nastavi<br>Teaching staff |                |   |                | Pedagoski<br>savjetnici<br>Pedagogical<br>advisors |                | Zdravstveni<br>strucnjaci<br>Health<br>professionals |                | Zaposleni u<br>administraciji<br>Employees in<br>the<br>administration |                | Zaposleni na<br>održavanju i<br>operativa<br>Maintenance<br>and operations<br>staff |                |
|--------------------------|-----------------|----------------|--|----------------|---------------------------------------|----------------|---|----------------|--|----------------|--|----------------|--|----------------|---|----------------|
|                          | svoga<br>All    | žene<br>Female | svoga<br>All                                     | žene<br>Female | svoga<br>All                          | žene<br>Female | od toga: u<br>jaslicama<br>of which : in<br>nurseries |                | svoga<br>All                                       | žene<br>Female | svoga<br>All   | žene<br>Female | svoga<br>All   | žene<br>Female | svoga<br>All  | žene<br>Female |
|                          |                 |                |  |                |                                       |                | svoga<br>All  | žene<br>Female |  |                |  |                |  |                |   |                |
| Federacija BiH           | 3.152           | 2.917          | 188  | 151            | 1.782                                 | 1.698          | 418   | 399            | 97   | 91             | 327  | 319            | 115  | 95             | 643   | 563            |
| Unsko-sanski             | 252             | 233            | 14   | 12             | 123                                   | 119            | 16  | 16             | -  | -              | 31   | 31             | 11   | 9              | 73  | 62             |
| Posavski                 | 36              | 35             | 3  | 3              | 23                                    | 23             | 8   | 8              | -  | -              | 1  | 1              | 1  | 1              | 8   | 7              |
| Tuzlanski                | 468             | 440            | 20   | 16             | 262                                   | 256            | 43  | 43             | 16   | 15             | 61   | 61             | 25   | 20             | 84  | 72             |
| Zeničko-dobojski         | 395             | 375            | 36   | 33             | 202                                   | 197            | 47  | 46             | 10   | 10             | 47   | 45             | 8  | 8              | 92  | 82             |
| Bosansko-podrinjski      | 34              | 29             | 2  | 2              | 20                                    | 20             | -   | -              | 1  | 1              | -  | -              | 2  | 1              | 9   | 5              |
| Srednjobosanski          | 194             | 158            | 17   | 13             | 105                                   | 86             | 23  | 13             | 3  | 3              | 16   | 15             | 4  | 3              | 49  | 38             |
| Hercegovačko-neretvanski | 433             | 386            | 21   | 17             | 247                                   | 231            | 60  | 60             | 27   | 22             | 27   | 22             | 22   | 20             | 89  | 74             |
| Zapadnohercegovački      | 191             | 187            | 14   | 13             | 128                                   | 128            | 34  | 34             | 4  | 4              | 2  | 2              | 8  | 7              | 35  | 33             |
| Kanton Sarajevo          | 1.032           | 967            | 52   | 35             | 599                                   | 569            | 165   | 161            | 33   | 33             | 140  | 140            | 29   | 22             | 179   | 168            |
| Kanton 10                | 117             | 107            | 9  | 7              | 73                                    | 69             | 22  | 18             | 3  | 3              | 2  | 2              | 5  | 4              | 25  | 22             |

**8. ZAPOSLENI U PREDŠKOLSKIM USTANOVAMA PREMA STAROSNIM GRUPAMA I POLU**

NUMBER OF EMPLOYEES IN PRE-SCHOOL INSTITUTIONS BY AGE GROUP AND SEX

| Kantoni<br>Cantons                            | Spol<br>Sex   | Ukupno<br>Total | Starosne grupe<br>Age groups                |       |       |       |       |       |       |       |       |                                     |
|---|---------------|-----------------|---|-------|-------|-------|-------|-------|-------|-------|-------|-------------------------------------|
|   |               |                 | manje od<br>25 god.<br>Les than<br>25 years | 25-29 | 30-34 | 35-39 | 40-44 | 45-49 | 50-54 | 55-59 | 60-64 | 65 i više<br>god.<br>65 and<br>over |
| <b>FEDERACIJA BiH</b>                         |               |                 |   |       |       |       |       |       |       |       |       |                                     |
| Ukupno<br>Total                               | svoga / all   | 2.206           | 226   | 391   | 429   | 365   | 291   | 217   | 108   | 89    | 90    | -                                   |
|   | žene / female | 2.108           | 221   | 364   | 406   | 355   | 281   | 205   | 100   | 87    | 89    | -                                   |
| Zaposleni u nastavi / Teaching staff          | svoga / all   | 1.782           | 165   | 305   | 342   | 298   | 239   | 192   | 94    | 75    | 72    | -                                   |
|   | žene / female | 1.698           | 160   | 283   | 320   | 291   | 231   | 183   | 86    | 73    | 71    | -                                   |
| Pedagoški savjetnici / Pedagogical advisors   | svoga / all   | 97              | 4   | 24    | 29    | 16    | 14    | 8     | 2     | -     | -     | -                                   |
|   | žene / female | 91              | 4   | 21    | 29    | 16    | 13    | 6     | 2     | -     | -     | -                                   |
| Zdravstveni stručnjaci / Health professionals | svoga / all   | 327             | 57  | 62    | 58    | 51    | 38    | 17    | 12    | 14    | 18    | -                                   |
|   | žene / female | 319             | 57  | 60    | 57    | 48    | 37    | 16    | 12    | 14    | 18    | -                                   |
| <b>UNSKO-SANSKI</b>                           |               |                 |   |       |       |       |       |       |       |       |       |                                     |
| Ukupno<br>Total                               | svoga / all   | 154             | 7   | 11    | 21    | 27    | 23    | 24    | 11    | 12    | 18    | -                                   |
|   | žene / female | 150             | 7   | 11    | 20    | 27    | 22    | 22    | 11    | 12    | 18    | -                                   |
| Zaposleni u nastavi / Teaching staff          | svoga / all   | 123             | 2   | 8     | 16    | 24    | 19    | 21    | 10    | 10    | 13    | -                                   |
|   | žene / female | 119             | 2   | 8     | 15    | 24    | 18    | 19    | 10    | 10    | 13    | -                                   |
| Pedagoški savjetnici / Pedagogical advisors   | svoga / all   | -               | -   | -     | -     | -     | -     | -     | -     | -     | -     | -                                   |
|   | žene / female | -               | -   | -     | -     | -     | -     | -     | -     | -     | -     | -                                   |
| Zdravstveni stručnjaci / Health professionals | svoga / all   | 31              | 5   | 3     | 5     | 3     | 4     | 3     | 1     | 2     | 5     | -                                   |
|   | žene / female | 31              | 5   | 3     | 5     | 3     | 4     | 3     | 1     | 2     | 5     | -                                   |
| <b>POSAVSKI</b>                               |               |                 |   |       |       |       |       |       |       |       |       |                                     |
| Ukupno<br>Total                               | svoga / all   | 24              | 4   | 7     | 5     | 2     | 2     | -     | 1     | -     | 3     | -                                   |
|   | žene / female | 24              | 4   | 7     | 5     | 2     | 2     | -     | 1     | -     | 3     | -                                   |
| Zaposleni u nastavi / Teaching staff          | svoga / all   | 23              | 4   | 6     | 5     | 2     | 2     | -     | 1     | -     | 3     | -                                   |
|   | žene / female | 23              | 4   | 6     | 5     | 2     | 2     | -     | 1     | -     | 3     | -                                   |
| Pedagoški savjetnici / Pedagogical advisors   | svoga / all   | -               | -   | -     | -     | -     | -     | -     | -     | -     | -     | -                                   |
|   | žene / female | -               | -   | -     | -     | -     | -     | -     | -     | -     | -     | -                                   |
| Zdravstveni stručnjaci / Health professionals | svoga / all   | 1               | -   | 1     | -     | -     | -     | -     | -     | -     | -     | -                                   |
|   | žene / female | 1               | -   | 1     | -     | -     | -     | -     | -     | -     | -     | -                                   |

8. ZAPOSLENIH U PREDŠKOLSKIM USTANOVAMA PREMA STAROSNIM GRUPAMA I POLU  
NUMBER OF EMPLOYEES IN PRE-SCHOOL INSTITUTIONS BY AGE GROUP AND SEX

(nastavak)  
(continued)

| Kantoni<br>Cantons                            | Spol<br>Sex   | Ukupno<br>Total | Starosne grupe<br>Age groups                |       |       |       |       |       |       |       |       |                                    |
|---|---------------|-----------------|---|-------|-------|-------|-------|-------|-------|-------|-------|------------------------------------|
|   |               |                 | manje od<br>25 god.<br>Les than<br>25 years | 25-29 | 30-34 | 35-39 | 40-44 | 45-49 | 50-54 | 55-59 | 60-64 | 65 i više<br>god<br>65 and<br>over |
| <b>TUZLANSKI</b>                              |               |                 |   |       |       |       |       |       |       |       |       |                                    |
| Ukupno<br>Total                               | svoga / all   | 339             | 14  | 59    | 72    | 60    | 55    | 32    | 14    | 17    | 16    | -                                  |
|   | žene / female | 332             | 14  | 58    | 70    | 59    | 54    | 30    | 14    | 17    | 16    | -                                  |
| Zaposleni u nastavi / Teaching staff          | svoga / all   | 262             | 5   | 45    | 63    | 52    | 42    | 30    | 9     | 9     | 7     | -                                  |
|   | žene / female | 256             | 5   | 44    | 61    | 51    | 41    | 29    | 9     | 9     | 7     | -                                  |
| Pedagoški savjetnici / Pedagogical advisors   | svoga / all   | 16              | -   | 2     | 5     | 1     | 5     | 2     | 1     | -     | -     | -                                  |
|   | žene / female | 15              | -   | 2     | 5     | 1     | 5     | 1     | 1     | -     | -     | -                                  |
| Zdravstveni stručnjaci / Health professionals | svoga / all   | 61              | 9   | 12    | 4     | 7     | 8     | -     | 4     | 8     | 9     | -                                  |
|   | žene / female | 61              | 9   | 12    | 4     | 7     | 8     | -     | 4     | 8     | 9     | -                                  |
| <b>ZENIČKO - DOBOJSKI</b>                     |               |                 |   |       |       |       |       |       |       |       |       |                                    |
| Ukupno<br>Total                               | svoga / all   | 259             | 26  | 63    | 67    | 41    | 17    | 17    | 8     | 9     | 11    | -                                  |
|   | žene / female | 252             | 26  | 58    | 66    | 41    | 16    | 17    | 8     | 9     | 11    | -                                  |
| Zaposleni u nastavi / Teaching staff          | svoga / all   | 202             | 17  | 55    | 53    | 30    | 11    | 14    | 5     | 7     | 10    | -                                  |
|   | žene / female | 197             | 17  | 51    | 52    | 30    | 11    | 14    | 5     | 7     | 10    | -                                  |
| Pedagoški savjetnici / Pedagogical advisors   | svoga / all   | 10              | -   | 2     | 7     | 1     | -     | -     | -     | -     | -     | -                                  |
|   | žene / female | 10              | -   | 2     | 7     | 1     | -     | -     | -     | -     | -     | -                                  |
| Zdravstveni stručnjaci / Health professionals | svoga / all   | 47              | 9   | 6     | 7     | 10    | 6     | 3     | 3     | 2     | 1     | -                                  |
|   | žene / female | 45              | 9   | 5     | 7     | 10    | 5     | 3     | 3     | 2     | 1     | -                                  |
| <b>BOSANSKO-PODRINJSKI</b>                    |               |                 |   |       |       |       |       |       |       |       |       |                                    |
| Ukupno<br>Total                               | svoga / all   | 21              | -   | 1     | 3     | 4     | 2     | 2     | 7     | 2     | -     | -                                  |
|   | žene / female | 21              | -   | 1     | 3     | 4     | 2     | 2     | 7     | 2     | -     | -                                  |
| Zaposleni u nastavi / Teaching staff          | svoga / all   | 20              | -   | 1     | 3     | 3     | 2     | 2     | 7     | 2     | -     | -                                  |
|   | žene / female | 20              | -   | 1     | 3     | 3     | 2     | 2     | 7     | 2     | -     | -                                  |
| Pedagoški savjetnici / Pedagogical advisors   | svoga / all   | 1               | -   | -     | -     | 1     | -     | -     | -     | -     | -     | -                                  |
|   | žene / female | 1               | -   | -     | -     | 1     | -     | -     | -     | -     | -     | -                                  |
| Zdravstveni stručnjaci / Health professionals | svoga / all   | -               | -   | -     | -     | -     | -     | -     | -     | -     | -     | -                                  |
|   | žene / female | -               | -   | -     | -     | -     | -     | -     | -     | -     | -     | -                                  |

8. ZAPOSLENIH U PREDŠKOLSKIM USTANOVAMA PREMA STAROSNIM GRUPAMA I POLU  
NUMBER OF EMPLOYEES IN PRE-SCHOOL INSTITUTIONS BY AGE GROUP AND SEX

(nastavak)  
(continued)

| Kantoni<br>Cantons                            | Spol<br>Sex   | Ukupno<br>Total | Starosne grupe<br>Age groups                 |       |       |       |       |       |       |       |       |                                    |
|---|---------------|-----------------|--|-------|-------|-------|-------|-------|-------|-------|-------|------------------------------------|
|   |               |                 | manje od<br>25 god.<br>Less than<br>25 years | 25-29 | 30-34 | 35-39 | 40-44 | 45-49 | 50-54 | 55-59 | 60-64 | 65 i više<br>god<br>65 and<br>over |
| <b>SREDNJOBOSANSKI</b>                        |               |                 |  |       |       |       |       |       |       |       |       |                                    |
| Ukupno<br>Total                               | svoga / all   | 124             | 9  | 29    | 26    | 23    | 15    | 9     | 6     | 7     | -     | -                                  |
|   | žene / female | 104             | 8  | 21    | 20    | 22    | 14    | 8     | 5     | 6     | -     | -                                  |
| Zaposleni u nastavi / Teaching staff          | svoga / all   | 105             | 6  | 25    | 18    | 21    | 14    | 8     | 6     | 7     | -     | -                                  |
|   | žene / female | 86              | 5  | 17    | 13    | 20    | 13    | 7     | 5     | 6     | -     | -                                  |
| Pedagoški savjetnici / Pedagogical advisors   | svoga / all   | 3               | 1  | -     | -     | 1     | -     | -     | -     | -     | -     | -                                  |
|   | žene / female | 3               | 1  | -     | 1     | 1     | -     | -     | -     | -     | -     | -                                  |
| Zdravstveni stručnjaci / Health professionals | svoga / all   | 16              | 2  | 4     | 7     | 1     | 1     | 1     | -     | -     | -     | -                                  |
|   | žene / female | 15              | 2  | 4     | 6     | 1     | 1     | 1     | -     | -     | -     | -                                  |
| <b>HERCEGOVAČKO - NERETVANSKI</b>             |               |                 |  |       |       |       |       |       |       |       |       |                                    |
| Ukupno<br>Total                               | svoga / all   | 301             | 11   | 35    | 46    | 52    | 59    | 43    | 25    | 12    | 18    | -                                  |
|   | žene / female | 275             | 10   | 28    | 46    | 49    | 56    | 36    | 21    | 11    | 18    | -                                  |
| Zaposleni u nastavi / Teaching staff          | svoga / all   | 247             | 9  | 23    | 36    | 40    | 48    | 39    | 22    | 12    | 18    | -                                  |
|   | žene / female | 231             | 8  | 20    | 36    | 40    | 46    | 34    | 18    | 11    | 18    | -                                  |
| Pedagoški savjetnici / Pedagogical advisors   | svoga / all   | 27              | -  | 7     | 7     | 7     | 4     | 1     | 1     | -     | -     | -                                  |
|   | žene / female | 22              | -  | 4     | 7     | 7     | 3     | -     | 1     | -     | -     | -                                  |
| Zdravstveni stručnjaci / Health professionals | svoga / all   | 27              | 2  | 5     | 3     | 5     | 7     | 3     | 2     | -     | -     | -                                  |
|   | žene / female | 22              | 2  | 4     | 3     | 2     | 7     | 2     | 2     | -     | -     | -                                  |
| <b>ZAPADNOHERCEGOVAČKI</b>                    |               |                 |  |       |       |       |       |       |       |       |       |                                    |
| Ukupno<br>Total                               | svoga / all   | 134             | 8  | 27    | 35    | 18    | 13    | 15    | 6     | 7     | 5     | -                                  |
|   | žene / female | 134             | 8  | 27    | 35    | 18    | 13    | 15    | 6     | 7     | 5     | -                                  |
| Zaposleni u nastavi / Teaching staff          | svoga / all   | 128             | 8  | 24    | 34    | 18    | 12    | 14    | 6     | 7     | 5     | -                                  |
|   | žene / female | 128             | 8  | 24    | 34    | 18    | 12    | 14    | 6     | 7     | 5     | -                                  |
| Pedagoški savjetnici / Pedagogical advisors   | svoga / all   | 4               | -  | 3     | -     | -     | 1     | -     | -     | -     | -     | -                                  |
|   | žene / female | 4               | -  | 3     | -     | -     | 1     | -     | -     | -     | -     | -                                  |
| Zdravstveni stručnjaci / Health professionals | svoga / all   | 2               | -  | 0     | 1     | -     | -     | 1     | -     | -     | -     | -                                  |
|   | žene / female | 2               | -  | 0     | 1     | -     | -     | 1     | -     | -     | -     | -                                  |



## 8. ZAPOSLENIH U PREDŠKOLSKIM USTANOVAMA PREMA STAROSNIM GRUPAMA I POLU

(nastavak)

NUMBER OF EMPLOYEES IN PRE-SCHOOL INSTITUTIONS BY AGE GROUP AND SEX

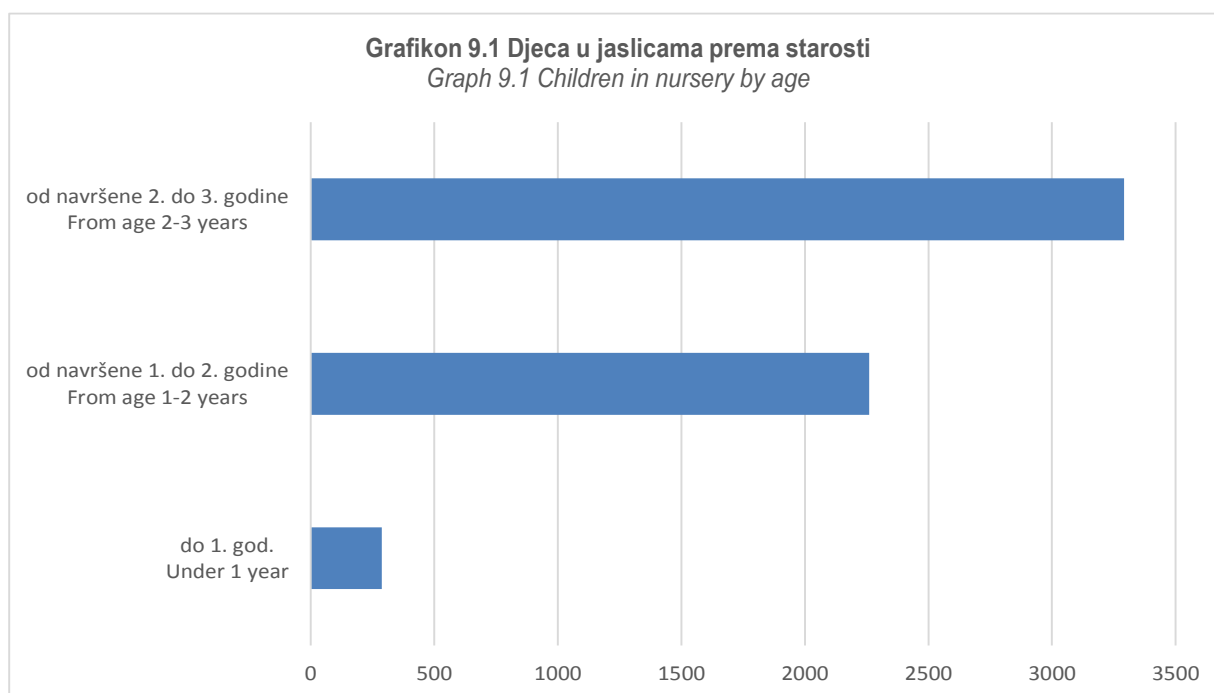
(continued)

| Kantoni<br>Cantons                            | Spol<br>Sex   | Ukupno<br>Total | Starosne grupe<br>Age groups                 |       |       |       |       |       |       |       |       |                                    |
|---|---------------|-----------------|--|-------|-------|-------|-------|-------|-------|-------|-------|------------------------------------|
|   |               |                 | manje od<br>25 god.<br>Less than<br>25 years | 25-29 | 30-34 | 35-39 | 40-44 | 45-49 | 50-54 | 55-59 | 60-64 | 65 i više<br>god<br>65 and<br>over |
| <b>KANTON SARAJEVO</b>                        |               |                 |  |       |       |       |       |       |       |       |       |                                    |
| Ukupno<br>Total                               | svoga / all   | 772             | 143  | 141   | 139   | 129   | 97    | 67    | 24    | 18    | 14    | -                                  |
|   | žene / female | 742             | 140  | 137   | 128   | 124   | 94    | 67    | 21    | 18    | 13    | -                                  |
| Zaposleni u nastavi / Teaching staff          | svoga / all   | 599             | 110  | 103   | 99    | 99    | 81    | 56    | 22    | 17    | 12    | -                                  |
|   | žene / female | 569             | 107  | 99    | 88    | 94    | 78    | 56    | 19    | 17    | 11    | -                                  |
| Pedagoški savjetnici / Pedagogical advisors   | svoga / all   | 33              | 3  | 7     | 9     | 5     | 4     | 5     | -     | -     | -     | -                                  |
|   | žene / female | 33              | 3  | 7     | 9     | 5     | 4     | 5     | -     | -     | -     | -                                  |
| Zdravstveni stručnjaci / Health professionals | svoga / all   | 140             | 30   | 31    | 31    | 25    | 12    | 6     | 2     | 1     | 2     | -                                  |
|   | žene / female | 140             | 30   | 31    | 31    | 25    | 12    | 6     | 2     | 1     | 2     | -                                  |
| <b>KANTON 10</b>                              |               |                 |  |       |       |       |       |       |       |       |       |                                    |
| Ukupno<br>Total                               | svoga / all   | 78              | 4  | 18    | 15    | 9     | 8     | 8     | 6     | 5     | 5     | -                                  |
|   | žene / female | 74              | 4  | 16    | 13    | 9     | 8     | 8     | 6     | 5     | 5     | -                                  |
| Zaposleni u nastavi / Teaching staff          | svoga / all   | 73              | 4  | 15    | 15    | 9     | 8     | 8     | 6     | 4     | 4     | -                                  |
|   | žene / female | 69              | 4  | 13    | 13    | 9     | 8     | 8     | 6     | 4     | 4     | -                                  |
| Pedagoški savjetnici / Pedagogical advisors   | svoga / all   | 3               | -  | 3     | -     | -     | -     | -     | -     | -     | -     | -                                  |
|   | žene / female | 3               | -  | 3     | -     | -     | -     | -     | -     | -     | -     | -                                  |
| Zdravstveni stručnjaci / Health professionals | svoga / all   | 2               | -  | -     | -     | -     | -     | -     | -     | 1     | 1     | -                                  |
|   | žene / female | 2               | -  | -     | -     | -     | -     | -     | -     | 1     | 1     | -                                  |

**9. DJECA PREMA ODGOJNIM GRUPAMA U JASLICAMA PREMA STAROSTI I SPOLU**

CHILDREN ACCORDING TO EDUCATION GROUPS IN THE NURSERY, BY AGE AND SEX

| Kantoni<br>Cantons       | Broj<br>jaslica<br><br>Number of<br>nurseries | Broj<br>odgojnih<br>grupa<br><br>Number of<br>educational<br>groups | Ukupno djece<br>Total children |       | Djeca prema starosti<br>Children by age |                  |  |                  |  |                  |
|--------------------------|---|---|--------------------------------|-------|---|------------------|--|------------------|--|------------------|
|                          |   |   |                                |       | do 1. god.<br>Under 1 year              |                  | od navršene 1. do 2.<br>godine<br>From age 1-2 years |                  | od navršene 2. do 3.<br>godine<br>From age 2-3 years |                  |
|                          |   |   |                                |       | svega<br>All                            | ženski<br>Female | svega<br>All   | ženski<br>Female | svega<br>All   | ženski<br>Female |
| Federacija BiH           | 195   | 334   | 5.838                          | 2.818 | 287                                     | 143              | 2.260  | 1.082            | 3.291  | 1.593            |
| Unsko-sanski             | 16  | 24  | 479                            | 238   | 19                                      | 13               | 190  | 92               | 270  | 133              |
| Posavski                 | 3   | 4   | 50                             | 24    | 4                                       | 3                | 30   | 17               | 16   | 4                |
| Tuzlanski                | 23  | 41  | 862                            | 422   | 49                                      | 29               | 342  | 149              | 471  | 244              |
| Zeničko-dobojski         | 34  | 47  | 761                            | 385   | 57                                      | 29               | 266  | 137              | 438  | 219              |
| Bosansko-podrinjski      | -   | -   | -                              | -     | -                                       | -                | -  | -                | -  | -                |
| Srednjobosanski          | 12  | 16  | 314                            | 154   | 10                                      | 1                | 81   | 43               | 223  | 110              |
| Hercegovačko-neretvanski | 25  | 41  | 731                            | 369   | 27                                      | 7                | 306  | 157              | 398  | 205              |
| Zapadnohercegovački      | 14  | 22  | 365                            | 181   | 6                                       | 4                | 143  | 77               | 216  | 100              |
| Kanton Sarajevo          | 62  | 126   | 2.084                          | 962   | 115                                     | 57               | 821  | 379              | 1.148  | 526              |
| Kanton 10                | 6   | 13  | 192                            | 83    | -                                       | -                | 81   | 31               | 111  | 52               |



**10. BROJ DJECE U PREDŠKOLSKIM USTANOVAMA PO OPĆINAMA***NUMBER OF CHILDREN IN PRE-SCHOOL INSTITUTIONS BY MUNICIPALITIES*

|                                   | <b>Broj djece u predškolskim ustanovama</b><br><i>Number of children in pre-school institutions</i> |
|-----------------------------------|---|
| <b>Federacija BiH</b>             | <b>23.475</b>   |
| <b>Unsko-sanski kanton</b>        | <b>1.731</b>  |
| Bosanski Petrovac                 | 64  |
| Bužim                             | 66  |
| Grad Bosanska Krupa               | 148   |
| Grad Bihać                        | 799   |
| Grad Cazin                        | 220   |
| Ključ                             | 69  |
| Sanski Most                       | 150   |
| Velika Kladuša                    | 215   |
| <b>Posavski kanton</b>            | <b>220</b>  |
| Domaljevac-Šamac                  | 31  |
| Grad Orašje                       | 110   |
| Odžak                             | 79  |
| <b>Tuzlanski kanton</b>           | <b>3.529</b>  |
| Banovići                          | 130   |
| Doboj-Istok                       | 87  |
| Grad Gračanica                    | 347   |
| Grad Tuzla                        | 1.801   |
| Grad Gradačac                     | 266   |
| Grad Lukavac                      | 187   |
| Grad Srebrenik                    | 92  |
| Grad Živinice                     | 385   |
| Kalesija                          | 189   |
| Kladanj                           | 45  |
| <b>Zeničko-dobojski kanton</b>    | <b>2.759</b>  |
| Breza                             | 106   |
| Doboj-Jug                         | 55  |
| Grad Zenica                       | 1.045   |
| Kakanj                            | 283   |
| Maglaj                            | 183   |
| Tešanj                            | 492   |
| Usora                             | 64  |
| Vareš                             | 51  |
| Grad Visoko                       | 161   |
| Grad Zavidovići                   | 175   |
| Žepče                             | 144   |
| <b>Bosansko-podrinjski kanton</b> | <b>205</b>  |
| Grad Goražde                      | 205   |

**10. BROJ DJECE U PREDŠKOLSKIM USTANOVAMA PO OPĆINAMA**

NUMBER OF CHILDREN IN PRE-SCHOOL INSTITUTIONS BY MUNICIPALITIES

nastavak / continued

|  | <b>Broj djece u predškolskim ustanovama</b><br><i>Number of children in pre-school institutions</i> |
|--|---|
| <b>Srednjobosanski kanton</b>          | <b>1.640</b>  |
| Bugojno                                | 205   |
| Donji Vakuf                            | 107   |
| Fojnica                                | 67  |
| Gornji Vakuf - Uskoplje                | 56  |
| Jajce                                  | 113   |
| Kiseljak                               | 174   |
| Kreševo                                | 79  |
| Novi Travnik                           | 230   |
| Travnik                                | 355   |
| Vitez                                  | 254   |
| <b>Hercegovačko-neretvanski kanton</b> | <b>3.268</b>  |
| Grad Čapljina                          | 308   |
| Čitluk                                 | 284   |
| Grad Mostar                            | 2.158   |
| Jablanica                              | 88  |
| Grad Konjic                            | 154   |
| Neum                                   | 88  |
| Prozor                                 | 80  |
| Grad Stolac                            | 108   |
| <b>Zapadnohercegovački kanton</b>      | <b>1.625</b>  |
| Grad Široki Brijeg                     | 575   |
| Grude                                  | 246   |
| Grad Ljubuški                          | 417   |
| Posušje                                | 387   |
| <b>Kanton Sarajevo</b>                 | <b>7.679</b>  |
| Centar Sarajevo                        | 1.073   |
| Hadžići                                | 314   |
| Ilidža                                 | 1.273   |
| Ilijaš                                 | 340   |
| Novil Grad Sarajevo                    | 1.705   |
| Novo Sarajevo                          | 2.051   |
| Stari Grad Sarajevo                    | 426   |
| Vogošća                                | 497   |
| <b>Kanton 10</b>                       | <b>819</b>  |
| Drvar                                  | 68  |
| Glamoč                                 | 41  |
| Grad Livno                             | 404   |
| Kupres                                 | 35  |
| Tomislavgrad                           | 271   |

