ISSN 1512-5106

Bosna i Hercegovina
Federacija Bosne i Hercegovine
Federalni zavod za statistiku
Institute for Statistics of F BiH

ZAPOSLENOST, NEZAPOSLENOST I PLAĆE

EMPLOYMENT, UNEMPLOYMENT AND WAGE

2021

STATISTIČKI BILTEN
346 STATISTICAL BULLETIN **346**

Sarajevo, 2022.

ISSN 1512-5106

Bosna i Hercegovina
Federacija Bosne i Hercegovine
Federalni zavod za statistiku
Institute for Statistics of F BiH

ZAPOSLENOST, NEZAPOSLENOST I PLAĆE

EMPLOYMENT, UNEMPLOYMENT AND WAGE

2021

STATISTIČKI BILTEN
346 STATISTICAL BULLETIN **346**

Sarajevo, 2022.

Izdavač: Federalni zavod za statistiku, Zelenih beretki 26, 71000 Sarajevo
Publisher: Institute for statistics of FB&H, Zelenih beretki 26, 71000 Sarajevo
Telefon/*Phone* /Faks: +387 33 20 64 52
Elektronska pošta/*E-mail* : fedstat@fzs.gov.ba
Internetska stranica/W*eb site* : http://www.fzs.ba

Odgovara: Doc. dr. Emir Kremić, direktor
Person responsible: Assist. Prof. Emir Kremić, Director General

Urednički odbor: Šemso Šurković, Amer Korić, Hidaeta Čolović, Sanja Ambrožić, Zehra Kaba, Belmira Hadžiabdić, Sanela Čengić, Dijana Simanić
Editorial: Šemso Šurković, Amer Korić, Hidaeta Čolović, Sanja Ambrožić, Zehra Kaba, Belmira Hadžiabdić, Sanela Čengić, Dijana Simanić

Pripremili: Mugdim Hadžalić, Mujesira Salihagić, Samka Avdić
Prepared by: Mugdim Hadžalić, Mujesira Salihagić, Samka Avdić

Molimo korisnike da prilikom korišćenja podataka navedu izvor
Users are kindly requested to state the source

Štampano/Tiskano u 25 primjeraka
Printed in 25 copies

Obavijest daje Odsjek za odnose s javnošću i biblioteka
Information is available at the Department of Public Relations and Library
Telefon/*Phone* : +387 33 21 50 43
Pretplata publikacija/*Subscription* : +387 33 21 50 43

ZAPOSLENOST, NEZAPOSLENOST I PLAĆE
EMPLOYMENT, UNEMPLOYMENT AND WAGES

PREDGOVOR

Statistički bilten "Zaposlenost, nezaposlenost i plaće" je publikacija Federalnog zavoda za statistiku, koja na sveobuhvatan način prikazuje statističke podatke o zaposlenosti, nezaposlenosti i plaćama u Federaciji Bosne i Hercegovine.

Bilten se sastoji iz četiri dijela:

U prvom dijelu - Zaposleni, objavljeni su podaci o broju zaposlenih osoba u Federaciji BiH u periodu 2017-2021. godine po mjesecima i spolu, te područjima i oblastima Klasifikacije djelatnosti KD BiH 2010.

U drugom dijelu - Nezaposleni, prikazani su podaci o broju nezaposlenih osoba u Federaciji BiH u periodu 2017-2021. godine po mjesecima i spolu, te prema stepenu stručnog obrazovanja i starosnim grupama, stanje decembar.

U trećem dijelu - Plaće, objavljeni su podaci o prosječnim neto i bruto plaćama u Federaciji BiH u periodu 2017-2021. godine po područjima Klasifikacije djelatnosti KD BiH 2010 i mjesecima, kao i nominalni i realni indeksi.

U četvrtom dijelu - Pregled po kantonima i općinama, objavljeni su podaci o broju zaposlenih po kantonima i područjima Klasifikacije djelatnosti KD BiH 2010 i po općinama i spolu u periodu 2017-2021. godine, te neto i bruto plaćama po područjima Klasifikacije djelatnosti KD BiH 2010 i po općinama u periodu 2017-2021. godine.

Izražavamo zahvalnost svima koji su učestvovali u pripremi statističkih podataka koji se publikuju u ovom biltenu.
Federalni zavod za statistiku će biti zahvalan na svim primjedbama i sugestijama koje bi mogle doprinijeti poboljšanju kvaliteta ove publikacije.

U cilju boljeg razumijevanja podataka prezentiranih u ovom Biltenu, korisnike podataka upućujemo na data metodološka objašnjenja.

PREFACE

Statistical bulletin "Employment, unemployment and wages" is a publication of the Institute for Statistics of FBiH which present data on persons in employment, unemployment and wages in Federation of BiH.

The Bulletin is composed of four sections:

In the first section, Employed persons, date on number of employed persons in Federation of BiH for the period 2017-2021 are presented by month and sex and section and division KD BiH 2010.

In the second section, Unemployed persons, data on number of unemployed persons in Federation of BiH for the period 2017-2021 are presented by month and sex, and by level of professional and age group, situation December.

In the third section, Wages, data on average net and gross wages in Federation of BiH for the period 2017-2021 are presented by section KD BiH 2010 and month, as well as nominal and real indices.

In the fourth section, Review by cantons and municipalities, date on number of employed persons in Federation of BiH by cantons and sections KD BiH 2010 and by municipalities and sex for the period 2017-2021 and net and gross wages by sections KD BiH 2010 and wages by municipalities for the period 2017-2021.

We would like to express our to everone who participated in the preparation of statistical data published in this bulletin.
Institute for Statistics of FBiH will be grateful for any remarks and suggestions which contribute to the improvement of the quality of this publication.

In order to better understand the data presented in this Bulletin, data users are referring to given methodological explanations.

Doc. Dr. Emir Kremić, direktor
Federalnog zavoda za statistiku

Assist. Prof. Emir Kremić, Director general
Institute for Statistics of FBiH

S A D R Ž A J
C O N T E N S

STRANA
PAGE

PREDGOVOR 3
PREFACE

METODOLOŠKA OBJAŠNJENJA 6
NOTES ON METHODOLOGY

1. ZAPOSLENI
EMPLOYED PERSONS

1.1. Zaposleni u Federaciji BiH po mjesecima 9
Employed persons in Federation of BiH by months
1.2. Zaposleni u Federaciji BiH po područjima KD BiH 2010 10
Employed persons by sections KD BiH 2010
1.3. Zaposleni u Federaciji BiH po područjima i oblastima KD BiH 2010 11
Employed persons by sections and divisions KD BiH 2010

2. NEZAPOSLENI
UNEMPLOYED PERSONS

2.1. Nezaposleni u Federaciji BiH po mjesecima 14
Unemployed persons in Federation of BiH by months
2.2. Nezaposleni u Federaciji BiH prema stepenu stručnog obrazovanja, stanje decembar/prosinac 15
Unemployed persons in Federation of BiH by level of professional, situation December
2.3. Nezaposleni u Federaciji BiH prema intervalima starosti, stanje decembar/prosinac 15
Unemployed persons in Federation of BiH by age groups, situation December

3. PLAĆE
WAGES

3.1. Neto plaće u Federaciji BiH po mjesecima 17
Net wages in Federation of BiH by months
3.2. Bruto plaće u Federaciji BiH po mjesecima 17
Gross wages in Federation of BiH by months
3.3. Neto plaće u Federaciji BiH po područjima KD BiH 2010 i mjesecima 18
Net wages in Federation of BiH by sections KD BiH 2010 and months
3.4. Bruto plaće u Federaciji BiH po područjima KD BiH 2010 i mjesecima 19
Gross wages in Federation of BiH by sections KD BiH 2010 and months
3.5. Nominalni i realni indeksi prosječnih neto plaća u Federaciji BiH 20
Nominal and real indices of average net wage in Federation of BiH

4. PREGLED PO KANTONIMA I OPĆINAMA
REVIEW BY CANTONS AND MUNICIPALITIES

4.1. Zaposleni po kantonima i područjima KD BiH 2010 21
Employed persons by cantons and by sections KD BiH 2010
4.2. Zaposleni u Federaciji BiH po općinama i spolu 23
Employed persons in Federation of BiH by municipalities and sex
4.3. Neto plaće po kantonima i područjima KD BiH 2010 28
Net wages by cantons and by sections KD BiH 2010
4.4. Bruto plaće po kantonima i područjima KD BiH 2010 30
Gross wages by cantons and by sections KD BiH 2010
4.5. Neto plaće u Federaciji BiH po općinama 32
Net wages in Federation of BiH by municipalities
4.6. Bruto plaće u Federaciji BiH po općinama 34
Gross wages in Federation of BiH by municipalities

ZAPOSLENOST, NEZAPOSLENOST I PLAĆE
EMPLOYMENT, UNEMPLOYMENT AND WAGES

METODOLOŠKA OBJAŠNJENJA

Izvori i metode prikupljanja podataka

Zaposlenost

Podaci o ukupnom broju zaposlenih osoba u Federaciji BiH, dobiveni su obradom podataka koji su preuzeti iz administrativnog izvora, Porezne uprave Federacije BiH - puni obuhvat.

U broj zaposlenih osoba u FBiH uključeni su zaposleni u pravnim osobama i obrtu i srodnim djelatnostima.

Istraživanjem su obuhvaćene pravne osobe svih oblika vlasništva, tijela državne vlasti svih nivoa, ustanove i druge organizacije, po organizaciono teritorijalnom principu na nivou općine, koje posluju na teritoriji Federacije BiH.

Istraživanjem o zaposlenima u pravnim osobama obuhvaćeni su zaposleni koji imaju zasnovan radni odnos bez obzira na vrstu radnog odnosa i dužinu radnog vremena.

U ove podatke uključeni su i zaposleni u odbrani , s tim da nisu razvrstani po kantonima.
Istraživanjem o zaposlenima u obrtu i srodnim djelatnostima obuhvaćeni su zaposleni i vlasnici kojima je obrt osnovno zanimanje.

Nezaposlenost

Podaci o nezaposlenima preuzimaju se od Federalnog Zavoda za zapošljavanje.

Neto i bruto plaća

Podaci o prosječnoj mjesečnoj isplaćenoj neto i bruto plaći obračunavaju se na osnovu podataka prikupljenih Mjesečnim istraživanjem o plaćama zaposlenih (Rad-1).

Istraživanjem su obuhvaćene pravne osobe svih oblika vlasništva, tijela državne vlasti svih nivoa, ustanove i druge organizacije, po organizaciono teritorijalnom principu na nivou općine, koje posluju na teritoriji Federacije BiH, a imaju 10 i više zaposlenih.

Istraživanje o plaćama obuhvaća isplaćene neto i bruto plaće zaposlenih koji imaju zasnovan radni odnos, bez obzira na vrstu radnog odnosa i dužinu radnog vremena.

U obračun nisu uključene plaće pripadnika odbrane, kao ni plaće zaposlenih u obrtu i srodnim djelatnostima.

Definicije

Zaposleni obuhvaćaju zaposlenike u pravnim osobama i obrtu i srodnim djelatnostima i vlasnike obrta i srodne djelatnosti.

Zaposlenici su osobe koje su zasnovale radni odnos sa poslodavcem (pravnom ili fizičkom osobom), bez obzira na vrstu radnog odnosa i dužinu radnog vremena.

NOTES ON METHODOLOGY

Sources and methods of data collection

Employment

Data on the total number of persons in paid employment in the Federation of BiH were obtained by processing data that were taken from the administrative source, the Tax Administration of the Federation of BiH - full coverage.

The number of employees in FBiH includes employees in legal entities and crafts and related activities.

The survey includes legal entities of all types of ownership, government bodies, institutions and other organizations according to the territorial organizational principle at the municipal level, that operate on the territory of the Federation of BiH.

The survey on persons in paid employment in legal entities includes all persons who have signed a work contract, regardless of the type of work contract and whether they work full-time or less than full-time.

This data including employees in defence, but they are not categorized by cantons.
The survey on persons in crafts and related activities includes and employed and owners of craft.

Unemployment

Data on unemployment are obtained from the Federal Employment Institute.

Net and gross wage

Data on average monthly paid off net and gross wages are calculated on the base of the data collected with regular Monthly survey on employee wages (Rad-1).

The survey includes legal entities of all types of ownership, government bodies, institutions and other organisations, according to the territorial organizational principle at the municipal level, that operate on the territory of the Federation of BiH, with 10 or more employees.

The survey on wages covers paid off net and gross wages of persons in payed employment, irrespective of the kind of employment and number of working hours.

It does not include wages of persons employed in the defence and persons employed in crafts and related activities.

Definitions

Employed *include employees in legal entities and employees in crafts and related activities and owners of crafts and related activities.*

Employees *are persons who have signed a contract with an employer (legal entities or owners of craft and trade) for a fixed or an unspecified period of time, irrespective of the type of ownership and of whether they work full- time or less than full- time.*

Vlasnik obrta ili srodne djelatnosti je osoba koja je vlastitim sredstvima osnovala obrt ili srodnu djelatnost, u kojoj u svoje ime i za svoj račun sama ili uz pomoć zaposlenika obavlja djelatnost.

Owners of a craft or related activities *are persons who established, with their own means, a craft or related activities where they, in their own name and on their account, perform an activity, alone or with employees.*

Godišnji prosjek broja zaposlenih izračunava se kao aritmetička sredina mjesečnih stanja.

Annual average of persons in paid employment *is calculated as an arithmetic means of monthly data.*

Nezaposlene osobe su osobe bez zaposlenja, sposobne za rad, starosne dobi od 15 do 65 godina, evidentirane u biroima za zapošljavanje.

Unemployed persons *are persons without employment, capable of working, aged 15 to 65, registered in employment bureaus.*

Neto plaća obuhvaća isplaćenu plaću za obavljeni rad, kao i naknade plaća po osnovu radnog odnosa za: godišnji odmor, plaćeni dopust, državne praznike i neradne dane utvrđene zakonom, bolovanja koja idu na teret poslovnog subjekta, plaćeno odsustvo sa posla, zastoje u poslu bez krivnje zaposlenog.

Net wage includes *wage off a person in employment earned for the work done during regular working hours as well as for annual leave, paid leave, public holidays and day-offs defined by law, sickness which are paid by employer, paid absence from the work, lay-offs and job stops caused against person's will and of no fault of his own.*

Neto plaća ne obuhvaća ostala lična primanja kao što su: topli obrok, prevoz, regres, solidarna pomoć, jednokratna novčana pomoć i slično. Ne uključuju se ni primanja po ugovoru o povremenim i privremenim poslovima, naknade za autorska djela, otpremnine i jubilarne nagrade, ostale beneficije zaposlenih, te naknade za bolovanja koja ne idu na teret poslodavca.

Net wage does not include *other personal income, such as money for the worker's meal, worker's transport, recourse, solidarity aid and one-off financial aid, etc. Payments based on contracts for temporary and occasional jobs, author compensations, severance pays, jubilee benefits, and other benefits to employees are not covered and neither are payments for sick leave that are not paid by the employer.*

U neto plaću ne ulazi akontacija poreza na dohodak.

The net wage does not include advance income tax.

Bruto plaća obuhvaća sve vrste neto isplata plus zakonom propisana obavezna izdvajanja iz bruto plaće (doprinosi iz bruto plaće i akontacija poreza na dohodak).

Gross wage includes *all kinds of net pays plus contributions from gross wages as prescribed by law and taxes.*

Prosječna mjesečna isplaćena neto i bruto plaća po zaposlenom izračunava se dijeljenjem ukupnih isplata brojem zaposlenih koji su učestvovali u isplatama.

Average paid off net and gross wages *per person in employment are calculated by dividing the total of pay-offs with the number of persons who participated in that payments.*

Nominalni indeksi neto i bruto plaća izračunavaju se iz podataka o prosječnim mjesečnim iznosima neto i bruto plaća za odgovarajuće mjesece i godine.

Nominal indices of net and gross wages *are calculated from the data on average monthly net and gross wages for the respective monthes and year.*

Realni indeksi neto i bruto plaća izračunavaju se dijeljenjem nominalnih indeksa neto i bruto plaća sa indeksom potrošačkih cijena.

Real indices of net and gross wages *are calculated by dividing nominal indices of net and gross wages with the consumer price index*

Područja djelatnosti KD BIH 2010		*Sections of NACE REV.2*
Poljoprivreda, šumarstvo i ribolov	**A**	*Agriculture, forestry and fishing*
Vađenje ruda i kamena	**B**	*Mining and quarrying*
Prerađivačka industrija	**C**	*Manufacturing*
Proizvodnja i snabdijevanje električnom energijom, plinom, parom i klimatizacija	**D**	*Electricity, gas, steam and air conditioning supply*
Snabdijevanje vodom; uklanjanje otpadnih voda, upravljanje otpadom te djelatnosti sanacije okoliša	**E**	*Water supply, sewerage, waste management and remediation activities*
Građevinarstvo	**F**	*Construction*
Trgovina na veliko i na malo; popravak motornih vozila i motocikala	**G**	*Wholesale and retail trade; repair of motor vehicles and motorcycles*
Prijevoz i skladištenje	**H**	*Transportation and storage*
Djelatnosti pružanja smještaja te pripreme i usluživanja hrane (hotelijerstvo i ugostiteljstvo)	**I**	*Accommodation and food service activities*
Informacije i komunikacije	**J**	*Information and communication*
Finansijske djelatnosti i djelatnosti osiguranja	**K**	*Financial and insurance activities*
Poslovanje nekretninama	**L**	*Real estate activities*
Stručne, naučne i tehničke djelatnosti	**M**	*Professional, scientific and technical activities*
Administrativne i pomoćne uslužne djelatnosti	**N**	*Administrative and support service activities*
Javna uprava i odbrana; obavezno socijalno osiguranje	**O**	*Public administration and defence; compulsory social security*
Obrazovanje	**P**	*Education*
Djelatnosti zdravstvene i socijalne zaštite	**Q**	*Human health and social work activities*
Umjetnost, zabava i rekreacija	**R**	*Arts, entertainment and recreation*
Ostale uslužne djelatnosti	**S**	*Other service activities*

ZNAKOVI I SKRAĆENICE

- nema pojave
1) oznaka za napomenu
KD BIH 2010 Klasifikacija djelatnosti
KM konvertibilna marka

SYMBOLS AND ABBREVIATIONS

- *no occurance*
1) footnote
KD BIH 2010 Classification of Activities
KM convertible marks

1. ZAPOSLENI

EMPLOYED PERSONS

1.1. ZAPOSLENI U FEDERACIJI BiH PO MJESECIMA

EMPLOYED PERSONS IN FEDERATION OF BIH BY MONTH

Mjesec	2017		2018		2019		2020		2021		*Month*
	ukupno *total*	**žene** *women*	**ukupno** *total*	**žene** *women*	**ukupno** *total*	**žene** *women*	**ukupno** *total*	**žene** *women*	**ukupno** *total*	**žene** *women*	
Ukupno	**505.201**	**206.572**	**519.800**	**215.317**	**531.483**	**222.516**	**520.162**	**218.280**	**525.397**	**222.303**	***Total***
januar	492.134	201.663	509.344	210.329	527.520	220.806	531.254	224.512	516.137	217.055	*January*
februar	493.411	202.475	509.887	211.297	523.658	218.578	530.463	224.537	517.693	218.245	*February*
mart	498.257	204.385	513.198	212.894	525.401	219.452	528.102	222.885	519.334	218.738	*March*
april	502.099	205.386	514.331	213.803	530.466	221.845	509.451	212.285	522.139	219.813	*April*
maj	505.320	206.660	520.452	215.531	532.779	223.015	512.627	214.667	523.852	221.029	*May*
juni	507.100	207.048	522.687	216.121	533.480	223.085	518.105	217.364	526.919	222.808	*June*
juli	506.947	205.781	521.291	214.758	533.391	222.152	516.690	215.501	525.292	221.148	*July*
august	505.154	204.234	517.409	212.337	529.357	219.879	514.087	213.599	524.009	220.355	*August*
septembar	512.029	209.142	523.626	216.812	534.031	224.038	519.772	217.821	531.024	225.722	*September*
oktobar	513.158	209.954	526.940	218.472	536.291	225.649	520.572	218.702	530.989	226.208	*October*
novembar	514.834	211.271	529.147	220.150	536.210	225.839	520.918	218.829	534.119	228.187	*November*
decembar	511.974	210.870	529.281	221.294	535.206	225.853	519.899	218.663	533.260	228.322	*December*

Zaposlene osobe u Federaciji BiH po mjesecima i godinama

Employed persons in Federation by month and years

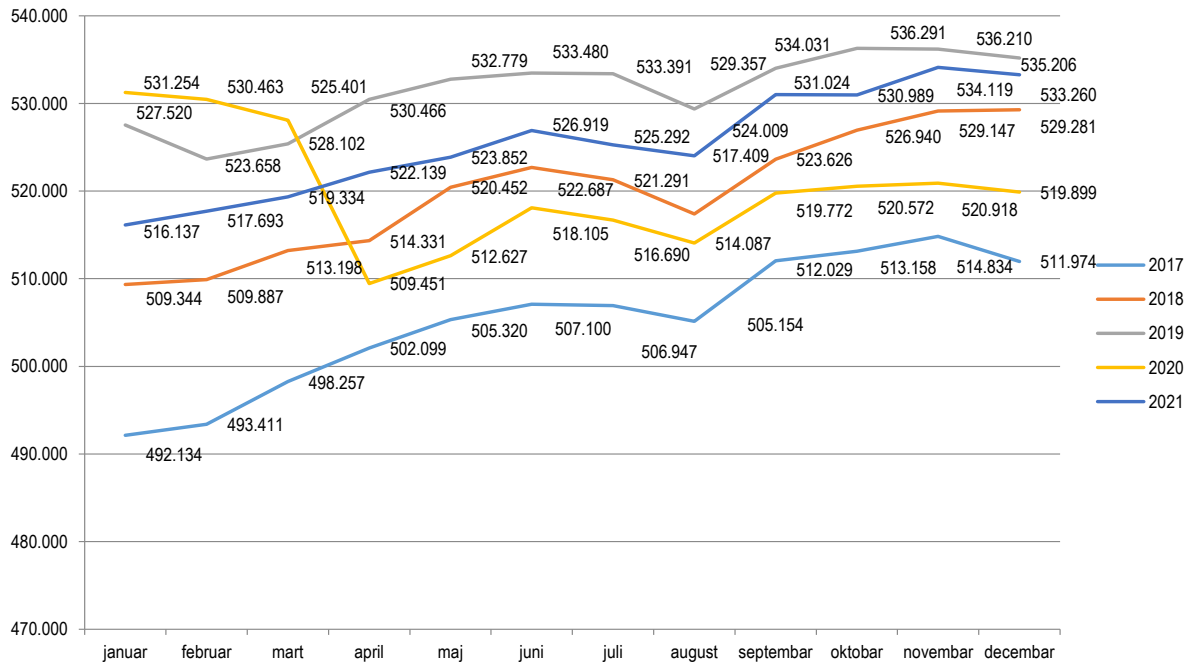

1.2. ZAPOSLENI U FEDERACIJI BiH PO PODRUČJIMA KD BiH 2010
EMPLOYED PERSONS IN FEDERATION OF BIH BY SECTIONS KD BiH 2010

	Područja	2017		2018		2019		2020		2021	
		ukupno *total*	**žene** *women*	**ukupno** *total*	**žene** *women*	**ukupno** *total*	**žene** *women*	**ukupno** *total*	**žene** *women*	**ukupno** *total*	**žene** *women*
	UKUPNO	**505.201**	**206.572**	**519.800**	**215.317**	**531.483**	**222.516**	**520.162**	**218.280**	**525.397**	**222.303**
A	**Poljoprivreda, šumarstvo i ribolov** *Agriculture, forestry and fishing*	10.389	1.974	10.940	2.164	10.989	2.219	10.743	2.233	10.984	2.313
B	**Vađenje ruda i kamena** *Mining and quarrying*	13.267	1.006	12.995	958	13.259	944	12.671	928	12.244	976
C	**Prerađivačka industrija** *Manufacturing*	100.052	33.141	105.098	35.599	106.385	36.793	101.729	35.472	103.541	35.957
D	**Proizvodnja i snabdijevanje električnom energijom, plinom, parom i klimatizacija** *Electricity, gas, steam and air conditioning supply*	8.788	1.896	8.703	1.887	8.724	1.899	8.645	1.871	8.549	1.849
E	**Snabdijevanje vodom; uklanjanje otpadnih voda, upravljanje otpadom te djelatnosti sanacije okoliša** *Water supply, sewerage, waste management and remediation activities*	8.267	1.205	8.551	1.250	8.652	1.261	8.527	1.228	8.446	1.202
F	**Građevinarstvo** *Construction*	24.302	2.274	24.936	2.302	26.007	2.435	26.363	2.477	26.334	2.509
G	**Trgovina na veliko i na malo; popravak motornih vozila i motocikala** *Wholesale and retail trade; repair of motor vehicles and motorcycles*	94.058	44.839	97.110	46.964	98.951	48.501	95.570	46.671	95.420	47.001
H	**Prijevoz i skladištenje** *Transportation and storage*	23.416	3.831	24.062	3.920	24.857	4.078	24.419	4.024	24.423	3.997
I	**Djelatnosti pružanja smještaja te pripreme i usluživanja hrane(hotelijerstvo i ugostiteljstvo)** *Accommodation and food service activities*	24.754	11.295	26.237	12.347	27.414	13.426	24.473	11.872	24.679	12.166
J	**Informacije i komunikacije** *Information and communication*	14.035	5.050	14.419	5.235	15.509	5.712	16.224	6.013	17.754	6.718
K	**Finansijske djelatnosti i djelatnosti osiguranja** *Financial and insurance activities*	11.628	7.187	11.920	7.382	12.115	7.509	12.070	7.541	12.034	7.578
L	**Poslovanje nekretninama** *Real estate activities*	2.830	1.011	3.010	1.053	3.206	1.147	3.073	1.056	2.854	998
M	**Stručne, naučne i tehničke djelatnosti** *Professional, scientific and technical activities*	16.354	7.213	16.291	7.416	16.593	7.673	16.594	7.699	17.264	8.165
N	**Administrativne i pomoćne uslužne djelatnosti** *Administrative and support service activities*	10.633	3.062	11.205	3.356	12.068	3.967	12.464	4.253	13.197	4.666
O	**Javna uprava i odbrana; obavezno socijalno osiguranje** *Public administration and defence; compulsory social security*	47.288	17.655	47.133	17.874	48.077	18.158	48.228	18.196	47.985	18.221
P	**Obrazovanje** *Education*	41.915	28.239	42.797	29.060	43.436	29.751	43.113	29.783	43.400	30.282
Q	**Djelatnosti zdravstvene i socijalne zaštite** *Human health and social work activities*	33.677	23.430	34.148	23.801	34.627	24.183	35.360	24.748	36.097	25.245
R	**Umjetnost, zabava i rekreacija** *Arts, entertainment and recreation*	9.838	6.868	10.136	7.075	10.087	6.873	9.350	6.238	9.571	6.456
S	**Ostale uslužne djelatnosti** *Other service activities*	9.710	5.396	10.109	5.674	10.527	5.987	10.546	5.977	10.621	6.004

1.3. ZAPOSLENI U FEDERACIJI BiH PO PODRUČJIMA I OBLASTIMA KD BiH 2010
EMPLOYED PERSONS IN FEDERATION OF BIH BY SECTIONS AND DIVISIONS KD BIH 2010

		Područja i oblasti	2017	2018	2019	2020	2021	*Sections and divisions*
		UKUPNO	**505.201**	**519.800**	**531.483**	**520.162**	**525.397**	*TOTAL*
A		**Poljoprivreda, šumarstvo i ribolov**	**10.389**	**10.940**	**10.989**	**10.743**	**10.984**	*Agriculture, forestry and fishing*
	01	**Biljna i stočarska proizvodnja, lovstvo i uslužne djelatnosti u vezi s njima**	5.091	5.434	5.351	5.334	5.369	*Crop and animal production, hunting and related service activities*
	02	**Šumarstvo i sječa drva (iskorištavanje šuma)**	5.131	5.333	5.461	5.224	5.419	*Forestry and logging*
	03	**Ribolov i akvakultura**	167	173	177	185	196	*Fishing and aquaculture*
B		**Vađenje ruda i kamena**	**13.267**	**12.995**	**13.259**	**12.671**	**12.244**	*Mining and quarrying*
	05	**Vađenje ugljena i lignita**	10.883	10.562	10.854	10.281	9.882	*Mining of coal and lignite*
	07	**Vađenje metalnih ruda**	364	433	497	537	588	*Mining of metal ores*
	08	**Vađenje ostalih ruda i kamena**	1.565	1.596	1.559	1.552	1.506	*Other mining and quarrying*
	09	**Pomoćne uslužne djelatnosti u vađenju ruda i kamena**	455	404	349	301	268	*Mining support service activities*
C		**Prerađivačka industrija**	**100.052**	**105.098**	**106.385**	**101.729**	**103.541**	*Manufacturing*
	10	**Proizvodnja prehrambenih proizvoda**	13.831	13.987	13.995	13.719	13.724	*Manufacture of food products*
	11	**Proizvodnja pića**	1.418	1.458	1.483	1.450	1.377	*Manufacture of beverages*
	12	**Proizvodnja duhanskih proizvoda**	321	261	203	162	152	*Manufacture of tobacco products*
	13	**Proizvodnja tekstila**	5.492	5.646	5.209	4.609	4.469	*Manufacture of textiles*
	14	**Proizvodnja odjeće**	9.598	10.103	10.001	9.588	9.006	*Manufacture of wearing apparel*
	15	**Proizvodnja kože i srodnih proizvoda**	8.356	8.686	8.549	7.565	6.911	*Manufacture of leather and related products*
	16	**Prerada drva i proizvoda od drva i pluta, osim namještaja; proizvodnja predmeta od slame i pletarskih materijala**	7.840	8.195	8.233	7.820	7.960	*Manufacture of wood and of products of wood and cork,except furniture; manufacture of articles of straw and plaiting materials*
	17	**Proizvodnja papira i proizvoda od papira**	1.810	1.796	1.847	1.849	1.913	*Manufacture of paper and paper products*
	18	**Štampanje i umnožavanje snimljenih zapisa**	1.647	1.672	1.713	1.636	1.567	*Printing and reproduction of recorded media*
	19	**Proizvodnja koksa i rafiniranih naftnih proizvoda**	977	1.004	1.019	994	985	*Manufacture of coke and refined petroleum products*
	20	**Proizvodnja hemikalija i hemijskih proizvoda**	2.916	2.998	2.984	2.775	2.868	*Manufacture of chemicals and chemical products*
	21	**Proizvodnja osnovnih farmaceutskih proizvoda i farmaceutskih preparata**	768	798	804	811	769	*Manufacture of basic pharmaceutical products and pharmaceutical preparations*
	22	**Proizvodnja proizvoda od gume i plastičnih masa**	4.734	5.141	5.629	5.694	5.999	*Manufacture of rubber and plastic products*
	23	**Proizvodnja ostalih nemetalnih mineralnih proizvoda**	3.783	3.873	4.163	4.132	4.292	*Manufacture of other non-metallic mineral products*
	24	**Proizvodnja baznih metala**	4.974	5.070	4.905	3.941	3.877	*Manufacture of basic metals*
	25	**Proizvodnja gotovih metalnih proizvoda, osim mašina i opreme**	14.223	15.425	16.328	16.117	17.158	*Manufacture of fabricated metal products, except machinery and equipment*
	26	**Proizvodnja računara te elektroničkih i optičkih proizvoda**	395	369	384	376	408	*Manufacture of computer, electronic and optical products*
	27	**Proizvodnja električne opreme**	2.172	2.321	2.546	2.666	2.696	*Manufacture of electrical equipment*
	28	**Proizvodnja mašina i uređaja, d.n.**	2.535	2.715	2.754	2.795	2.924	*Manufacture of machineryand equipment n.e.c.*
	29	**Proizvodnja motornih vozila, prikolica i poluprikolica**	2.680	2.835	2.772	2.563	2.867	*Manufacture of motor vehicles, trailers and semi-trailers*
	30	**Proizvodnja ostalih prijevoznih sredstava**	95	135	166	167	43	*Manufacture of other transport equipment*
	31	**Proizvodnja namještaja**	6.364	6.939	7.122	6.778	7.700	*Manufacture of furniture*
	32	**Ostala prerađivačka industrija**	1.838	2.247	2.125	2.153	2.355	*Other manufacturing*
	33	**Popravak i instaliranje mašina i opreme**	1.285	1.424	1.451	1.369	1.521	*Repair and installation of machinery and equipment*
D		**Proizvodnja i snabdijevanje električnom energijom, plinom, parom i klimatizacija**	**8.788**	**8.703**	**8.724**	**8.645**	**8.549**	*Electricity, gas, steam and air conditioning supply*

1. ZAPOSLENI
EMPLOYED PERSONS

1.3. ZAPOSLENI U FEDERACIJI BiH PO PODRUCJIMA I OBLASTIMA KD BiH 2010 - nastavak
EMPLOYED PERSONS IN FEDERATION OF BIH BY SECTIONS AND DIVISIONS KD BIH 2010 - continued

		Područja i oblasti	2017	2018	2019	2020	2021	*Sections and divisions*
	35	**Proizvodnja i snabdijevanje električnom energijom, plinom, parom i klimatizacija**	8.788	8.703	8.724	8.645	8.549	*Electricity, gas, steam and air conditioning supply*
E		**Snabdijevanje vodom; uklanjanje otpadnih voda, upravljanje otpadom te djelatnosti sanacije okoliša**	**8.267**	**8.551**	**8.652**	**8.527**	**8.446**	*Water supply, sewerage, waste management and remediation activities*
	36	**Sakupljanje, pročišćavanje i snabdijevanje vodom**	4.570	4.691	4.692	4.644	4.573	*Water collection, treatment and supply*
	37	**Uklanjanje otpadnih voda**	161	170	176	167	163	*Sewerage*
	38	**Sakupljanje otpada, djelatnosti obrade i zbrinjavanja otpada; reciklaža materijala**	3.457	3.618	3.701	3.669	3.675	*Waste collection, treatment and disposal activities; materials recovery*
	39	**Djelatnosti sanacije okoliša te ostale djelatnosti upravljanja otpadom**	79	72	83	47	35	*Remediation activities and other waste management services*
F		**Građevinarstvo**	**24.302**	**24.936**	**26.007**	**26.363**	**26.334**	*Construction*
	41	**Gradnja građevina visokogradnje**	8.700	8.849	9.214	9.086	8.721	*Construction of buildings*
	42	**Gradnja građevina niskogradnje**	7.235	7.301	7.624	8.097	8.321	*Civil engineering*
	43	**Specijalizirane građevinske djalatnosti**	8.367	8.786	9.169	9.180	9.292	*Specialised construction activities*
G		**Trgovina na veliko i na malo; popravak motornih vozila i motocikala**	**94.058**	**97.110**	**98.951**	**95.570**	**95.420**	*Wholesale and retail trade; repair of motor vehicles and motorcycles*
	45	**Trgovina na veliko i na malo motornim vozilima i motociklima; popravak motornih vozila i motocikala**	7.579	8.057	8.583	8.713	8.920	*Wholesale and retail trade and repair of motor vehicles and motorcycles*
	46	**Trgovina na veliko, osim trgovine motornim vozilima i motociklima**	26.809	26.488	26.964	26.427	26.230	*Wholesale trade, except of motor vehicles and motorcycles*
	47	**Trgovina na malo, osim trgovine motornim vozilima i motociklima**	59.670	62.565	63.404	60.430	60.270	*Retail trade, except of motor vehicles and motorcycles*
H		**Prijevoz i skladištenje**	**23.416**	**24.062**	**24.857**	**24.419**	**24.423**	*Transportation and storage*
	49	**Kopneni prijevoz i cjevovodni transport**	15.825	15.951	16.127	15.487	15.257	*Land transport and transport via pipelines*
	50	**Vodeni prijevoz**	1	2	-	-	1	
	51	**Zračni prijevoz**	8	33	57	37	21	*Air transport*
	52	**Skladištenje i pomoćne djelatnosti u prijevozu**	4.221	4.852	5.104	5.214	5.327	*Warehousing and support activities for transportation*
	53	**Poštanske i kurirske djelatnosti**	3.361	3.224	3.569	3.681	3.817	*Postal and courier activities*
I		**Djelatnosti pružanja smještaja te pripreme i usluživanja hrane(hotelijerstvo i ugostiteljstvo)**	**24.754**	**26.237**	**27.414**	**24.473**	**24.679**	*Accommodation and food service activities*
	55	**Smeštaj**	4.542	4.842	4.976	3.811	3.780	*Accommodation*
	56	**Djelatnosti pripreme i usluživanja hrane i pića**	20.212	21.395	22.438	20.662	20.899	*Food and beverage service activities*
J		**Informacije i komunikacije**	**14.035**	**14.419**	**15.509**	**16.224**	**17.754**	*Information and communication*
	58	**Izdavačke djelatnosti**	757	740	734	662	598	*Publishing activities*
	59	**Proizvodnja filmova, videofilmova i televizijskog programa, djelatnosti snimanja zvučnih zapisa i izdavanja muzičkih zapisa**	277	297	342	313	293	*Motion picture, video and television programme production, sound recording*
	60	**Emitiranje programa**	2.821	2.753	2.766	2.779	2.791	*Programming and broadcasting activities*
	61	**Telekomunikacije**	5.378	4.982	4.976	4.904	4.873	*Telecommunications*
	62	**Računarsko programiranje,savjetovanje i djelatnosti u vezi s njima**	3.740	4.348	5.122	5.775	6.762	*Computer programming, consultancy and related activities*
	63	**Informacijske uslužne djelatnosti**	1.062	1.299	1.569	1.791	2.437	*Information service activities*
K		**Finansijske djelatnosti i djelatnosti osiguranja**	**11.628**	**11.920**	**12.115**	**12.070**	**12.034**	*Financial and insurance activities*
	64	**Finansijske uslužne djelatnosti, osim osiguranja i penzijskih fondova**	8.077	8.200	8.213	8.101	7.994	*Financial service activities, except insurance and pension funding*

1. ZAPOSLENI
EMPLOYED PERSONS

1.3. ZAPOSLENI U FEDERACIJI BiH PO PODRUČJIMA I OBLASTIMA KD BiH 2010 - nastavak
EMPLOYED PERSONS BY SECTIONS AND DIVISIONS KD BIH 2010 - continued

		Područja i oblasti	2017	2018	2019	2020	2021	*Sections and divisions*
	65	**Osiguranje,reosiguranje i penzijski fondovi,osim obaveznog socijalnog osiguranja**	2.812	2.883	2.973	3.008	3.044	*Insurance, reinsurance and pension funding, except compulsorysocial security*
	66	**Pomoćne djelatnosti kod finansijskih usluga i djelatnosti osiguranja**	739	837	929	961	996	*Activities auxiliary to financial services and insurance activities*
L		**Poslovanje nekretninama**	**2.830**	**3.010**	**3.206**	**3.073**	**2.854**	Real estate activities
	68	**Poslovanje nekretninama**	2.830	3.010	3.206	3.073	2.854	*Real estate activities*
M		**Stručne, naučne i tehničke djelatnosti**	**16.354**	**16.291**	**16.593**	**16.594**	**17.264**	*Professional, scientific and technical*
	69	**Pravne i računovodstvene djelatnosti**	5.005	5.151	5.269	5.283	5.463	*Legal and accounting activities*
	70	**Upravljačke djelatnosti; savjetovanje u vezi s upravljanjem**	1.090	1.137	1.142	1.131	1.272	*Activities of head offices; management consultancy activities*
	71	**Arhitektonske i inžinjerske djelatnosti; tehničko ispitivanje i analiza**	5.997	5.712	5.786	5.830	5.833	*Architectural and engineering activities; technical testing and analysis*
	72	**Naučno istraživanje i razvoj**	476	427	425	417	411	*Scientific research and development*
	73	**Promocija (reklama i propaganda) i istraživanje tržišta**	2.549	2.584	2.632	2.597	2.885	*Advertising and market research*
	74	**Ostale stručne, naučne i tehničke djelatnosti**	561	584	640	668	718	*Other professional, scientific and technical activities*
	75	**Veterinarske djelatnosti**	676	696	699	668	682	*Veterinary activities*
N		**Administrativne i pomoćne uslužne djelatnosti**	**10.633**	**11.205**	**12.068**	**12.464**	**13.197**	*Administrative and support service activities*
	77	**Djelatnosti iznajmljivanja i davanja u zakup (leasing)**	568	701	811	721	639	*Rental and leasing activities*
	78	**Djelatnosti posredovanja u zapošljavanju**	1.624	1.791	1.788	1.775	1.898	*Employment activities*
	79	**Putničke agencije, organizatori putovanja, turoperatori i ostale rezervacijske usluge te djelatnosti u vezi s njima**	796	826	920	783	646	*Travel agency, tour operator reservation service and related activities*
	80	**Zaštitne i istražne djelatnosti**	4.426	4.487	4.501	4.524	4.462	*Security and investigation activities*
	81	**Usluge u vezi s upravljanjem i održavanjem zgrada te djelatnosti uređenja i održavanja zelenih površina**	1.653	1.671	1.744	1.868	1.935	*Services to buildings and landscape activities*
	82	**Kancelarijske administrativne i pomoćne djelatnosti te ostale poslovne pomoćne djelatnosti**	1.566	1.729	2.304	2.793	3.617	*Office administrative, office support and other business support activities*
O		**Javna uprava i odbrana; obavezno socijalno osiguranje**	**47.288**	**47.133**	**48.077**	**48.228**	**47.985**	*Public administration and defence; compulsory social security*
	84	**Javna uprava i odbrana; obavezno socijalno osiguranje**	47.288	47.133	48.077	48.228	47.985	*Public administration and defence; compulsory social security*
P		**Obrazovanje**	**41.915**	**42.797**	**43.436**	**43.113**	**43.400**	*Education*
	85	**Obrazovanje**	41.915	42.797	43.436	43.113	43.400	*Education*
Q		**Djelatnosti zdravstvene i socijalne zaštite**	**33.677**	**34.148**	**34.627**	**35.360**	**36.097**	*Human health and social work activities*
	86	**Djelatnosti zdravstvene zaštite**	28.737	29.034	29.302	29.826	30.494	*Human health activities*
	87	**Djelatnosti socijalne zaštite u ustanovama sa smještajem**	2.394	2.508	2.649	2.842	2.857	*Residential care activities*
	88	**Djelatnosti socijalne zaštite bez smještaja**	2.546	2.606	2.676	2.692	2.746	*Social work activities without accommodation*
R		**Umjetnost, zabava i rekreacija**	**9.838**	**10.136**	**10.087**	**9.350**	**9.571**	*Arts, entertainment and recreation*
	90	**Kreativne, umjetničke i zabavne djelatnosti**	1.081	1.098	1.125	1.141	1.136	*Creative, arts and entertainment activities*
	91	**Biblioteke, arhivi, muzeji i ostale kulturne djelatnosti**	766	772	797	765	753	*Libraries, archives, museums and other cultural activities*
	92	**Djelatnosti kockanja i klađenja**	6.243	6.409	6.105	5.505	5.739	*Gambling and betting activities*
	93	**Sportske, zabavne i rekreacijske djelatnosti**	1.748	1.857	2.060	1.939	1.943	*Sports activities and amusement and recreation activities*
S		**Ostale uslužne djelatnosti**	**9.710**	**10.109**	**10.527**	**10.546**	**10.621**	*Other service activities*
	94	**Djelatnosti članskih organizacija**	4.186	4.360	4.549	4.559	4.555	*Activities of membership organisations*
	95	**Popravak računara i predmeta za ličnu upotrebu i domaćinstvo**	850	825	823	812	779	*Repair of computers and personal and household goods*
	96	**Ostale lične uslužne djelatnosti**	4.674	4.924	5.155	5.175	5.287	*Other personal service activities*

2. NEZAPOSLENI

UNEMPLOYED PERSONS

2.1. NEZAPOSLENI U FEDERACIJI BiH PO MJESECIMA

UNEMPLOYED PERSONS IN FEDERATION OF BIH BY MONTH

Mjesec	2017		2018		2019		2020		2021		*Month*
	ukupno *total*	**žene** *women*	**ukupno** *total*	**žene** *women*	**ukupno** *total*	**žene** *women*	**ukupno** *total*	**žene** *women*	**ukupno** *total*	**žene** *women*	
januar	373.214	200.811	350.217	194.288	328.503	187.847	309.816	179.953	324.862	188.862	January
februar	371.915	200.210	348.639	193.574	326.266	186.798	309.004	179.394	321.668	187.059	February
mart	365.255	197.826	343.207	191.703	321.618	184.884	306.963	178.565	318.648	185.868	March
april	360.807	196.757	337.127	189.789	314.069	181.891	325.989	190.162	315.019	184.434	April
maj	355.290	194.755	331.519	187.823	308.607	179.425	325.816	189.445	311.752	182.789	May
juni	354.626	195.114	330.647	187.859	308.443	179.705	325.540	192.448	311.389	182.070	June
juli	356.193	197.085	333.610	190.249	310.185	181.650	329.581	191.736	313.574	183.753	July
august	356.115	197.839	334.315	191.153	311.150	182.500	330.809	192.679	312.018	183.130	August
septembar	352.398	195.265	330.579	188.583	309.493	180.421	325.660	189.323	305.395	178.699	September
oktobar	350.914	194.949	328.895	188.192	308.214	179.617	323.566	188.305	304.592	178.383	October
novembar	349.226	194.249	328.663	188.205	308.433	179.862	322.978	188.198	301.513	176.884	November
decembar	349.699	194.112	329.907	188.503	307.864	179.336	323.244	188.169	299.717	175.866	December

Nezaposlene osobe u Federaciji BiH po mjesecima i godinama

Unemployed persons in Federation by month and years

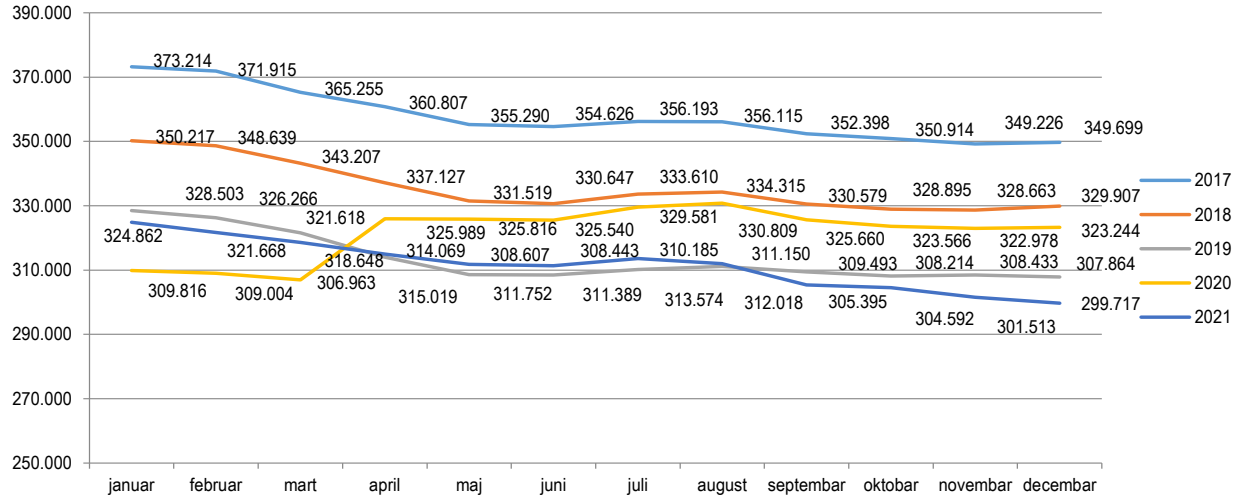

Izvor: Federalni zavod za zapošljavanje

Source: Federal Employment Institute

2. NEZAPOSLENI
UNEMPLOYED PERSONS

2.2. NEZAPOSLENI U FEDERACIJI BiH PREMA STEPENU STRUČNOG OBRAZOVANJA, stanje decembar/prosinac
UNEMPLOYED PERSONS IN FEDERATION OF BIH BY LEVEL OF PROFESSIONAL EDUCATION, situation December

Godina/*Year*	**ukupno** *total*	**žene** *women*	**Stepen stručnog obrazovanja** Level of *professional education*							
			V S S *University*	**VŠS** *Higher*	**SSS** *Secondary*	**NSS** *Elementary*	**VKV** *Highly skilled*	**KV** *Skilled*	**PKV** *Semi-skilled*	**NKV** *Unskilled*
2017	**349.699**	**194.112**	25.407	5.391	94.988	562	1.387	113.176	6.338	102.450
2018	**329.907**	**188.503**	24.474	5.393	90.116	507	1.249	104.944	5.818	97.406
2019	**307.864**	**179.336**	22.632	5.495	84.281	432	1.060	96.917	5.198	91.849
2020	**323.244**	**188.169**	25.574	5.983	90.339	420	985	102.115	5.004	92.824
2021	**299.717**	**175.866**	23.361	5.779	83.267	359	823	94.347	4.470	87.311

2.3. NEZAPOSLENI U FEDERACIJI BiH PREMA INTERVALIMA STAROSTI, stanje decembar/prosinac
UNEMPLOYED PERSONS IN FEDERATION OF BIH BY AGE GROUPS, situation December

Godina/*Year*	**ukupno** *total*	**žene** *women*	**Starosne grupe** *Age groups*									
			15-19	**20-24**	**25-29**	**30-34**	**35-39**	**40-44**	**45-49**	**50-54**	**55-59**	**60 i više** *60 and over*
2017	**349.699**	**194.112**	11.608	44.235	42.917	39.288	39.607	37.476	38.370	38.972	34.510	22.716
2018	**329.907**	**188.503**	10.198	41.625	36.649	36.035	36.627	35.594	36.230	37.530	34.817	24.602
2019	**307.864**	**179.336**	9.032	37.252	31.383	32.155	33.662	33.149	33.799	36.117	35.243	26.072
2020	**323.244**	**188.169**	9.250	38.137	35.423	33.261	34.865	34.546	35.415	36.390	37.074	28.883
2021	**299.717**	**175.866**	6.980	31.365	32.991	29.561	31.643	31.878	33.061	34.782	36.315	31.141

Izvor: Federalni zavod za zapošljavanje
Source: Federal Employment Institute

3. PLAĆE
WAGES

3.1. NETO PLAĆE U FEDERACIJI BIH PO MJESECIMA
NET WAGES IN FEDERATION OF BIH BY MONTHS

KM

Mjesec	2017	2018	2019	2020	2021	Month
Godišnji prosjek	**860**	**889**	**928**	**956**	**996**	*Annual average*
januar	859	888	924	958	974	*January*
februar	834	852	895	934	951	*February*
mart	867	881	916	947	996	*March*
april	847	872	926	940	990	*April*
maj	871	896	938	935	982	*May*
juni	861	881	911	953	999	*June*
juli	857	891	940	971	995	*July*
august	871	904	932	949	1.000	*August*
septembar	850	875	919	961	998	*September*
oktobar	863	899	942	961	999	*October*
novembar	868	907	932	966	1.022	*November*
decembar	875	914	958	993	1.046	*December*

3.2. BRUTO PLAĆE U FEDERACIJI BIH PO MJESECIMA
GROSS WAGES IN FEDERATION OF BIH BY MONTHS

KM

Mjesec	2017	2018	2019	2020	2021	Month
Godišnji prosjek	**1.318**	**1.365**	**1.427**	**1.472**	**1.543**	Annual average
januar	1.316	1.363	1.422	1.477	1.511	January
februar	1.277	1.306	1.372	1.436	1.473	February
mart	1.328	1.353	1.407	1.457	1.548	March
april	1.297	1.338	1.423	1.446	1.534	April
maj	1.335	1.378	1.443	1.438	1.518	May
juni	1.320	1.353	1.400	1.469	1.546	June
juli	1.313	1.368	1.447	1.498	1.541	July
august	1.335	1.389	1.434	1.462	1.548	August
septembar	1.301	1.344	1.415	1.480	1.543	September
oktobar	1.322	1.383	1.451	1.481	1.546	October
novembar	1.331	1.395	1.436	1.489	1.583	November
decembar	1.341	1.405	1.475	1.532	1.616	December

Godišnji prosjek neto i bruto plaća u KM
Annual average of net and gross wage in KM

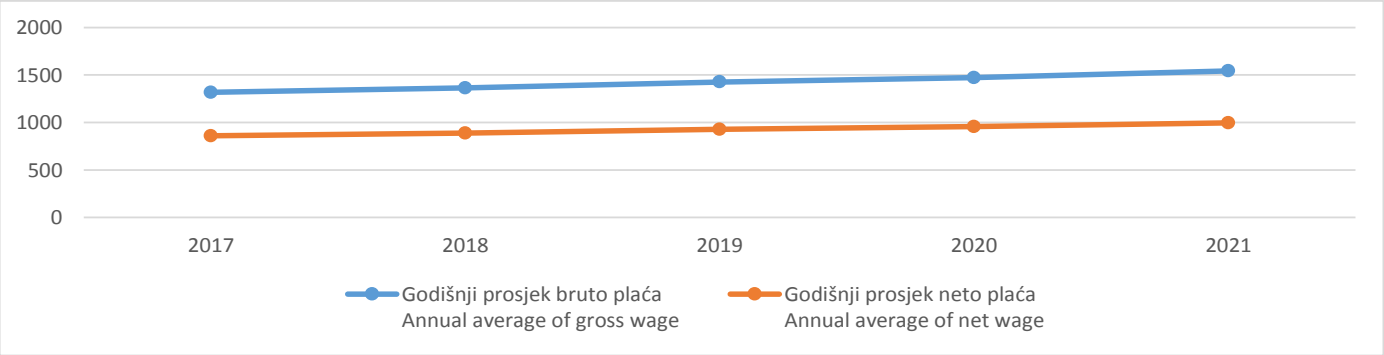

3.3. NETO PLAĆE U FEDERACIJI BIH PO PODRUČJIMA KD BIH 2010 I MJESECIMA
NET WAGES IN FEDERATION OF BIH BY SECTIONS KD BIH 2010 AND MONTHS

KM

Mjesec *Month*	Ukupno *Total*	Područja/*Sections* A	B	C	D	E	F	G	H	I	J	K	L	M	N	O	P	Q	R	S
2017	**860**	**838**	**974**	**626**	**1.609**	**876**	**566**	**627**	**850**	**530**	**1.281**	**1.473**	**851**	**1.059**	**577**	**1.247**	**850**	**1.080**	**650**	**987**
I	**859**	896	955	618	1.635	888	563	627	861	534	1.291	1.451	833	1.004	554	1.243	844	1.065	662	973
II	**834**	810	939	597	1.502	850	552	610	830	522	1.239	1.421	934	1.006	548	1.236	848	988	633	970
III	**867**	879	963	631	1.673	881	563	630	864	528	1.322	1.426	815	1.073	546	1.248	848	1.107	644	967
IV	**847**	782	970	613	1.528	855	556	625	836	519	1.245	1.511	856	1.024	553	1.244	847	1.023	645	961
V	**871**	847	971	635	1.678	891	569	629	860	528	1.335	1.525	827	1.080	562	1.244	850	1.104	675	974
VI	**861**	853	991	630	1.611	878	567	627	845	527	1.297	1.475	811	1.051	566	1.236	848	1.092	651	977
VII	**857**	809	977	629	1.575	878	563	624	838	522	1.258	1.479	816	1.074	581	1.250	858	1.057	654	977
VIII	**871**	863	983	638	1.670	891	572	635	866	539	1.305	1.449	824	1.076	599	1.248	852	1.116	654	982
IX	**850**	819	985	623	1.582	865	568	610	845	537	1.253	1.430	853	1.076	607	1.245	840	1.058	641	1.029
X	**863**	846	977	627	1.632	878	575	629	853	531	1.281	1.484	822	1.071	607	1.252	851	1.095	643	991
XI	**868**	862	991	638	1.636	882	578	638	861	535	1.282	1.449	861	1.079	596	1.253	855	1.101	652	1.007
XII	**875**	798	989	637	1.588	876	565	638	845	531	1.263	1.570	999	1.091	614	1.261	859	1.150	648	1.031
2018	**889**	**858**	**1.007**	**646**	**1.640**	**894**	**586**	**649**	**879**	**536**	**1.309**	**1.508**	**770**	**1.060**	**609**	**1.275**	**897**	**1.196**	**649**	**1.025**
I	**888**	873	1.000	649	1.698	899	576	649	885	536	1.315	1.459	767	1.077	600	1.268	868	1.194	676	1.001
II	**852**	804	998	609	1.532	867	567	625	840	528	1.238	1.436	757	1.038	599	1.268	874	1.077	629	1.007
III	**881**	848	1.010	632	1.641	890	576	650	871	531	1.302	1.508	840	1.037	592	1.277	888	1.173	639	1.002
IV	**872**	815	999	629	1.587	876	572	642	879	532	1.282	1.538	786	1.076	598	1.270	882	1.128	635	997
V	**896**	880	1.020	654	1.693	903	594	674	889	535	1.344	1.503	753	1.044	602	1.276	888	1.196	651	1.015
VI	**881**	819	993	646	1.582	882	592	638	868	531	1.317	1.656	756	1.034	609	1.272	890	1.150	640	1.020
VII	**891**	875	1.003	651	1.650	960	590	645	883	538	1.322	1.488	761	1.078	604	1.280	902	1.213	644	1.022
VIII	**904**	898	1.022	655	1.697	916	591	650	899	547	1.340	1.540	772	1.077	610	1.280	915	1.266	660	1.017
IX	**875**	872	999	636	1.557	884	579	633	865	533	1.286	1.448	765	1.046	620	1.273	906	1.161	634	1.046
X	**899**	850	1.005	657	1.694	910	592	653	887	536	1.324	1.435	768	1.057	617	1.280	913	1.254	647	1.060
XI	**907**	882	1.023	664	1.664	907	608	663	890	543	1.319	1.468	754	1.073	624	1.276	918	1.281	656	1.041
XII	**914**	878	1.015	672	1.686	902	597	664	891	541	1.314	1.613	761	1.078	632	1.285	923	1.257	677	1.068
2019	**928**	**899**	**1.015**	**677**	**1.691**	**917**	**630**	**694**	**894**	**545**	**1.363**	**1.652**	**839**	**1.075**	**613**	**1.323**	**954**	**1.284**	**732**	**1.064**
I	**924**	877	1.037	681	1.786	931	619	684	893	545	1.376	1.622	821	1.061	605	1.299	927	1.315	725	1.032
II	**895**	851	992	646	1.604	888	597	678	856	532	1.295	1.585	872	1.045	602	1.306	937	1.198	713	1.050
III	**916**	889	1.004	661	1.671	898	617	707	896	533	1.291	1.635	828	1.071	600	1.320	962	1.243	706	1.062
IV	**926**	900	1.015	675	1.703	903	618	698	902	538	1.360	1.740	817	1.082	615	1.317	952	1.283	704	990
V	**938**	912	1.045	689	1.745	931	632	695	904	544	1.377	1.686	840	1.091	615	1.322	949	1.333	715	1.055
VI	**911**	834	997	669	1.624	889	613	677	879	538	1.314	1.706	830	1.064	615	1.320	952	1.209	719	1.047
VII	**940**	940	1.032	690	1.753	936	646	698	898	546	1.392	1.680	860	1.071	609	1.325	955	1.326	739	1.064
VIII	**932**	941	1.026	674	1.706	932	636	691	891	553	1.394	1.605	826	1.096	614	1.324	966	1.293	734	1.055
IX	**919**	927	983	662	1.647	908	628	685	879	550	1.367	1.580	834	1.066	617	1.332	955	1.253	749	1.074
X	**942**	929	1.019	687	1.733	935	653	696	902	560	1.407	1.599	853	1.079	618	1.328	963	1.337	751	1.097
XI	**932**	876	1.006	684	1.633	921	645	696	908	550	1.372	1.579	832	1.073	622	1.332	963	1.275	753	1.117
XII	**958**	903	1.025	703	1.692	930	652	717	916	549	1.405	1.801	852	1.107	619	1.345	966	1.342	773	1.135
2020	**956**	**912**	**1.054**	**693**	**1.691**	**931**	**657**	**712**	**888**	**521**	**1.399**	**1.655**	**805**	**1.054**	**627**	**1.356**	**982**	**1.335**	**720**	**1.092**
I	**958**	953	1.065	698	1.770	959	668	716	938	565	1.373	1.642	904	1.074	628	1.347	962	1.375	782	1.075
II	**934**	884	985	681	1.613	914	657	705	904	555	1.366	1.597	896	1.056	613	1.354	970	1.251	768	1.078
III	**947**	850	1.072	689	1.698	922	632	718	874	511	1.369	1.640	874	1.040	625	1.362	973	1.333	731	1.063
IV	**940**	840	1.057	672	1.693	920	641	688	868	493	1.376	1.601	780	1.030	619	1.361	976	1.313	712	1.027
V	**935**	872	1.064	668	1.667	921	633	690	843	477	1.353	1.610	747	1.020	620	1.350	965	1.298	664	1.044
VI	**953**	912	1.068	679	1.694	930	639	716	882	506	1.405	1.666	753	1.043	621	1.343	989	1.332	701	1.081
VII	**971**	1.011	1.062	707	1.755	948	659	715	884	533	1.438	1.668	780	1.048	635	1.352	1.009	1.378	706	1.078
VIII	**949**	891	1.052	681	1.650	920	666	706	876	514	1.387	1.686	775	1.051	622	1.352	995	1.302	702	1.088
IX	**961**	945	1.055	694	1.687	932	668	714	887	521	1.405	1.736	784	1.057	632	1.354	977	1.343	706	1.144
X	**961**	924	1.053	701	1.694	931	669	719	896	521	1.376	1.630	777	1.072	637	1.357	977	1.354	711	1.123
XI	**966**	889	1.038	719	1.626	920	666	721	889	516	1.440	1.661	787	1.059	625	1.372	983	1.319	723	1.123
XII	**993**	968	1.082	727	1.744	959	684	736	916	526	1.490	1.729	784	1.094	649	1.370	1.009	1.423	723	1.185
2021	**996**	**934**	**1.076**	**742**	**1.718**	**948**	**696**	**738**	**913**	**550**	**1.479**	**1.710**	**856**	**1.125**	**680**	**1.384**	**1.013**	**1.389**	**714**	**1.129**
I	**974**	904	1.077	727	1.681	932	668	718	860	524	1.447	1.638	800	1.109	636	1.373	986	1.355	710	1.088
II	**951**	866	1.012	695	1.598	907	661	716	866	524	1.401	1.634	805	1.060	623	1.370	986	1.298	684	1.118
III	**996**	972	1.077	741	1.763	948	688	733	917	527	1.495	1.645	855	1.135	645	1.388	991	1.431	706	1.125
IV	**990**	947	1.065	728	1.724	937	676	738	903	523	1.502	1.705	839	1.125	631	1.376	1.006	1.395	691	1.116
V	**982**	919	1.068	727	1.679	937	678	729	905	538	1.453	1.607	806	1.088	643	1.385	1.013	1.352	703	1.094
VI	**999**	947	1.067	737	1.711	942	696	739	930	536	1.468	1.895	819	1.115	652	1.378	1.013	1.387	709	1.118
VII	**995**	904	1.089	745	1.743	958	694	733	918	554	1.491	1.716	860	1.132	668	1.381	1.008	1.372	729	1.125
VIII	**1.000**	926	1.088	738	1.730	958	695	733	921	561	1.473	1.695	840	1.147	720	1.389	1.049	1.393	716	1.140
IX	**998**	938	1.081	748	1.712	958	708	736	909	567	1.482	1.662	906	1.120	721	1.376	1.012	1.408	717	1.203
X	**999**	920	1.084	752	1.668	941	721	736	924	574	1.467	1.696	910	1.133	717	1.389	1.025	1.377	731	1.159
XI	**1.022**	995	1.085	778	1.758	973	722	762	951	582	1.489	1.670	912	1.135	732	1.395	1.035	1.424	732	1.084
XII	**1.046**	963	1.116	787	1.835	993	741	782	944	576	1.566	1.964	950	1.195	742	1.412	1.032	1.482	737	1.160

3.4. BRUTO PLAĆE U FEDERACIJI BIH PO PODRUČJIMA KD BIH 2010 I MJESECIMA
GROSS WAGES IN FEDERATION BIH BY SECTIONS KD BIH 2010 AND MONTHS

KM

Mjesec *Month*	Ukupno *Total*	Područja/*Sections* A	B	C	D	E	F	G	H	I	J	K	L	M	N	O	P	Q	R	S
2017	**1.318**	**1.270**	**1.485**	**940**	**2.506**	**1.332**	**850**	**952**	**1.297**	**798**	**1.999**	**2.306**	**1.310**	**1.648**	**879**	**1.932**	**1.306**	**1.670**	**992**	**1.515**
I	**1.316**	1.364	1.451	926	2.547	1.351	845	951	1.315	803	2.013	2.274	1.279	1.556	841	1.925	1.296	1.648	1.009	1.494
II	**1.277**	1.223	1.426	893	2.332	1.290	828	925	1.266	787	1.929	2.222	1.443	1.557	832	1.916	1.304	1.523	964	1.489
III	**1.328**	1.334	1.465	948	2.608	1.340	845	955	1.319	795	2.075	2.231	1.252	1.667	831	1.931	1.303	1.713	982	1.485
IV	**1.297**	1.179	1.477	920	2.375	1.297	835	948	1.273	782	1.944	2.366	1.317	1.593	842	1.926	1.302	1.578	983	1.474
V	**1.335**	1.283	1.478	954	2.617	1.355	855	956	1.311	796	2.083	2.389	1.272	1.684	856	1.928	1.306	1.707	1.033	1.495
VI	**1.320**	1.290	1.509	946	2.510	1.336	850	953	1.287	795	2.021	2.309	1.248	1.634	861	1.924	1.302	1.688	990	1.498
VII	**1.313**	1.223	1.488	944	2.452	1.333	846	946	1.281	787	1.960	2.316	1.255	1.678	884	1.938	1.317	1.633	1.001	1.499
VIII	**1.335**	1.308	1.504	957	2.605	1.356	860	965	1.321	813	2.035	2.267	1.267	1.673	913	1.933	1.308	1.729	1.001	1.508
IX	**1.301**	1.239	1.508	934	2.462	1.315	854	926	1.288	810	1.953	2.235	1.312	1.673	925	1.928	1.290	1.634	980	1.581
X	**1.322**	1.281	1.496	941	2.543	1.336	864	955	1.300	801	1.998	2.323	1.263	1.670	923	1.940	1.307	1.694	980	1.523
XI	**1.331**	1.307	1.511	958	2.549	1.341	870	969	1.315	806	2.001	2.268	1.326	1.682	917	1.944	1.315	1.704	994	1.548
XII	**1.341**	1.206	1.507	958	2.473	1.333	849	969	1.288	800	1.970	2.462	1.550	1.695	934	1.955	1.322	1.782	989	1.588
2018	**1.365**	**1.303**	**1.544**	**973**	**2.558**	**1.362**	**883**	**987**	**1.344**	**809**	**2.042**	**2.364**	**1.179**	**1.649**	**927**	**1.978**	**1.383**	**1.858**	**990**	**1.576**
I	**1.363**	1.330	1.533	978	2.650	1.369	865	988	1.352	809	2.052	2.281	1.174	1.673	912	1.965	1.336	1.854	1.031	1.538
II	**1.306**	1.214	1.520	913	2.383	1.318	852	948	1.283	795	1.929	2.247	1.158	1.613	911	1.965	1.345	1.666	957	1.548
III	**1.353**	1.286	1.549	950	2.559	1.354	866	989	1.333	801	2.033	2.362	1.291	1.619	899	1.980	1.367	1.820	973	1.539
IV	**1.338**	1.234	1.532	945	2.472	1.334	860	977	1.344	802	1.997	2.411	1.205	1.682	909	1.968	1.359	1.747	968	1.531
V	**1.378**	1.337	1.565	986	2.644	1.375	895	1.027	1.360	807	2.101	2.354	1.152	1.628	915	1.979	1.368	1.868	993	1.560
VI	**1.353**	1.241	1.524	975	2.464	1.342	892	970	1.326	801	2.054	2.601	1.157	1.607	930	1.972	1.371	1.782	976	1.567
VII	**1.368**	1.330	1.538	981	2.574	1.353	889	981	1.354	813	2.062	2.330	1.165	1.675	920	1.984	1.389	1.883	982	1.571
VIII	**1.389**	1.366	1.568	987	2.648	1.397	890	989	1.377	826	2.091	2.414	1.183	1.673	929	1.985	1.410	1.968	1.009	1.562
IX	**1.344**	1.326	1.532	957	2.423	1.347	873	962	1.322	805	2.005	2.269	1.171	1.625	943	1.975	1.397	1.800	969	1.610
X	**1.383**	1.291	1.542	991	2.644	1.387	892	994	1.358	811	2.069	2.264	1.175	1.644	940	1.985	1.412	1.952	988	1.634
XI	**1.395**	1.343	1.572	1.002	2.598	1.383	917	1.009	1.362	820	2.061	2.297	1.155	1.669	950	1.979	1.416	1.994	1.003	1.602
XII	**1.405**	1.337	1.560	1.015	2.633	1.376	899	1.012	1.363	818	2.053	2.534	1.167	1.675	964	1.994	1.425	1.956	1.035	1.645
2019	**1.427**	**1.369**	**1.561**	**1.022**	**2.642**	**1.400**	**951**	**1.054**	**1.369**	**824**	**2.131**	**2.593**	**1.293**	**1.675**	**934**	**2.054**	**1.475**	**1.998**	**1.123**	**1.648**
I	**1.422**	1.333	1.592	1.029	2.793	1.422	934	1.043	1.368	824	2.150	2.547	1.263	1.651	921	2.009	1.432	2.054	1.113	1.587
II	**1.372**	1.292	1.520	973	2.499	1.353	899	1.018	1.308	802	2.022	2.484	1.345	1.624	917	2.027	1.447	1.861	1.093	1.615
III	**1.407**	1.359	1.540	999	2.609	1.369	931	1.064	1.372	806	2.025	2.563	1.276	1.667	915	2.049	1.487	1.933	1.080	1.635
IV	**1.423**	1.367	1.571	1.020	2.660	1.381	932	1.050	1.383	813	2.126	2.733	1.257	1.687	937	2.044	1.471	1.997	1.077	1.622
V	**1.443**	1.389	1.616	1.042	2.727	1.421	955	1.061	1.386	823	2.149	2.647	1.294	1.689	937	2.053	1.467	2.077	1.095	1.624
VI	**1.400**	1.266	1.529	1.009	2.534	1.355	922	1.032	1.345	813	2.051	2.679	1.279	1.660	938	2.049	1.471	1.878	1.100	1.611
VII	**1.447**	1.435	1.584	1.043	2.741	1.433	977	1.065	1.376	828	2.176	2.643	1.328	1.672	928	2.056	1.476	2.066	1.136	1.639
VIII	**1.434**	1.437	1.575	1.019	2.666	1.425	962	1.053	1.364	837	2.180	2.521	1.272	1.709	935	2.057	1.493	2.013	1.127	1.623
IX	**1.415**	1.415	1.507	1.000	2.571	1.385	951	1.045	1.346	832	2.139	2.475	1.286	1.659	941	2.071	1.482	1.950	1.152	1.655
X	**1.451**	1.418	1.574	1.039	2.710	1.430	988	1.061	1.383	848	2.202	2.506	1.316	1.681	942	2.065	1.489	2.083	1.157	1.692
XI	**1.436**	1.330	1.552	1.035	2.548	1.407	976	1.063	1.393	833	2.146	2.473	1.282	1.671	949	2.072	1.491	1.985	1.159	1.724
XII	**1.475**	1.377	1.575	1.063	2.642	1.425	986	1.096	1.405	832	2.200	2.836	1.319	1.726	944	2.090	1.495	2.083	1.191	1.752
2020	**1.472**	**1.389**	**1.623**	**1.046**	**2.641**	**1.422**	**994**	**1.087**	**1.360**	**788**	**2.191**	**2.602**	**1.241**	**1.641**	**957**	**2.108**	**1.518**	**2.086**	**1.103**	**1.683**
I	**1.477**	1.455	1.637	1.056	2.767	1.466	1.013	1.094	1.434	853	2.147	2.596	1.399	1.671	958	2.091	1.486	2.150	1.205	1.655
II	**1.436**	1.345	1.510	1.027	2.515	1.388	994	1.076	1.381	841	2.136	2.507	1.385	1.643	934	2.103	1.499	1.949	1.182	1.660
III	**1.457**	1.292	1.649	1.036	2.652	1.408	952	1.097	1.336	755	2.141	2.578	1.340	1.618	954	2.113	1.503	2.082	1.123	1.637
IV	**1.446**	1.276	1.634	1.007	2.644	1.405	968	1.048	1.323	744	2.154	2.514	1.200	1.599	944	2.114	1.508	2.049	1.090	1.581
V	**1.438**	1.324	1.646	1.003	2.603	1.407	955	1.050	1.285	719	2.115	2.527	1.148	1.583	949	2.098	1.493	2.025	1.019	1.606
VI	**1.469**	1.389	1.635	1.025	2.645	1.420	967	1.090	1.348	762	2.209	2.617	1.155	1.622	948	2.088	1.530	2.082	1.073	1.664
VII	**1.498**	1.549	1.644	1.070	2.744	1.449	997	1.092	1.356	806	2.253	2.625	1.208	1.635	970	2.103	1.561	2.155	1.081	1.661
VIII	**1.462**	1.357	1.621	1.027	2.575	1.405	1.010	1.078	1.343	776	2.170	2.648	1.194	1.637	947	2.103	1.538	2.033	1.074	1.673
IX	**1.480**	1.442	1.626	1.047	2.635	1.424	1.013	1.091	1.360	786	2.200	2.731	1.207	1.647	963	2.106	1.511	2.099	1.080	1.767
X	**1.481**	1.409	1.623	1.060	2.646	1.423	1.015	1.096	1.374	785	2.154	2.559	1.195	1.671	968	2.111	1.513	2.117	1.088	1.731
XI	**1.489**	1.356	1.600	1.089	2.537	1.405	1.008	1.100	1.364	778	2.257	2.615	1.214	1.651	954	2.136	1.521	2.064	1.106	1.733
XII	**1.532**	1.481	1.659	1.101	2.727	1.466	1.038	1.126	1.406	794	2.340	2.721	1.210	1.710	990	2.131	1.556	2.223	1.106	1.834
2021	**1.543**	**1.444**	**1.653**	**1.126**	**2.763**	**1.494**	**1.071**	**1.138**	**1.401**	**831**	**2.324**	**2.701**	**1.314**	**1.758**	**1.043**	**2.157**	**1.571**	**2.159**	**1.111**	**1.748**
I	**1.511**	1.393	1.670	1.105	2.710	1.508	1.029	1.110	1.325	790	2.281	2.587	1.231	1.741	966	2.143	1.532	2.099	1.085	1.708
II	**1.473**	1.340	1.567	1.055	2.573	1.566	1.017	1.104	1.323	789	2.186	2.588	1.235	1.705	963	2.132	1.531	1.985	1.037	1.714
III	**1.548**	1.528	1.671	1.126	2.843	1.536	1.069	1.135	1.405	792	2.369	2.595	1.303	1.756	978	2.162	1.534	2.226	1.276	1.733
IV	**1.534**	1.479	1.638	1.105	2.772	1.449	1.045	1.137	1.383	788	2.382	2.691	1.289	1.774	967	2.143	1.558	2.170	1.066	1.724
V	**1.518**	1.413	1.645	1.102	2.696	1.448	1.051	1.122	1.387	807	2.272	2.571	1.234	1.711	991	2.159	1.565	2.096	1.085	1.685
VI	**1.546**	1.460	1.639	1.120	2.745	1.473	1.073	1.138	1.425	811	2.298	2.987	1.256	1.748	992	2.150	1.569	2.147	1.094	1.734
VII	**1.541**	1.393	1.671	1.130	2.770	1.495	1.069	1.131	1.404	839	2.337	2.719	1.316	1.775	1.023	2.151	1.563	2.147	1.116	1.740
VIII	**1.548**	1.433	1.672	1.116	2.787	1.487	1.070	1.129	1.409	852	2.307	2.671	1.286	1.775	1.106	2.163	1.634	2.174	1.098	1.770
IX	**1.543**	1.445	1.666	1.131	2.755	1.490	1.091	1.132	1.400	862	2.310	2.618	1.387	1.733	1.107	2.146	1.571	2.196	1.099	1.870
X	**1.546**	1.399	1.666	1.136	2.685	1.463	1.097	1.136	1.421	871	2.300	2.672	1.404	1.760	1.102	2.164	1.591	2.153	1.120	1.796
XI	**1.583**	1.548	1.649	1.181	2.830	1.488	1.107	1.172	1.464	881	2.370	2.624	1.413	1.760	1.126	2.174	1.608	2.225	1.120	1.680
XII	**1.616**	1.486	1.686	1.195	2.973	1.523	1.138	1.199	1.453	875	2.455	3.091	1.460	1.849	1.143	2.199	1.602	2.293	1.132	1.801

3.5. NOMINALNI I REALNI INDEKSI PROSJEČNIH NETO PLAĆA U FEDERACIJI BIH
NOMINAL AND REAL INDICES OF AVERAGE NET WAGES IN FEDERATION OF BIH

		Nominalni indeksi neto plaće *Nominal indices net wage*					Realni indeksi neto plaće *Real indices net wage*				
		2017/2016	2018/2017	2019/2018	2020/2019	2021/2020	2017/2016	2018/2017	2019/2018	2020/2019	2021/2020
	UKUPNO *TOTAL*	**102,5**	**103,4**	**104,4**	**103,0**	**104,2**	**100,8**	**101,7**	**103,8**	**104,0**	**102,0**
A	**Poljoprivreda, šumarstvo i ribolov** *Agriculture, forestry and fishing*	103,6	102,4	104,8	101,4	102,4	101,9	100,8	104,2	102,4	100,3
B	**Vađenje ruda i kamena** *Mining and quarrying*	103,3	103,4	100,8	103,8	102,1	101,6	101,8	100,2	104,8	100,0
C	**Prerađivačka industrija** *Manufacturing*	105,2	103,2	104,8	102,4	107,1	103,5	101,6	104,2	103,3	104,9
D	**Proizvodnja i snabdijevanje električnom energijom, plinom, parom i klimatizacija** *Electricity, gas, steam and air conditioning supply*	102,3	101,9	103,1	100,0	101,6	100,6	100,3	102,5	100,9	99,5
E	**Snabdijevanje vodom; uklanjanje otpadnih voda, upravljanje otpadom te djelatnosti sanacije okoliša** *Water supply, sewerage, waste management and remediation activities*	105,2	102,1	102,6	101,5	101,8	103,4	100,4	102,0	102,4	99,7
F	**Građevinarstvo** *Construction*	105,4	103,5	107,5	104,3	105,9	103,6	101,9	106,9	105,2	103,8
G	**Trgovina na veliko i na malo; popravak motornih vozila i motocikala** *Wholesale and retail trade; repair of motor vehicles and motorcycles*	105,2	103,5	106,9	102,6	103,7	103,4	101,9	106,3	103,5	101,5
H	**Prijevoz i skladištenje** *Transportation and storage*	101,6	103,4	101,7	99,3	102,8	99,9	101,8	101,1	100,2	100,7
I	**Djelatnosti pružanja smještaja te pripreme i usluživanja hrane(hotelijerstvo i ugostiteljstvo)** *Accommodation and food service activities*	104,1	101,1	101,7	95,6	105,6	102,4	99,5	101,1	96,5	103,4
J	**Informacije i komunikacije** *Information and communication*	101,3	102,2	104,1	102,6	105,7	99,7	100,6	103,5	103,6	103,5
K	**Finansijske djelatnosti i djelatnosti osiguranja** *Financial and insurance activities*	102,6	102,4	109,5	100,2	103,3	100,9	100,8	108,9	101,1	101,2
L	**Poslovanje nekretninama** *Real estate activities*	105,2	90,5	109,0	95,9	106,3	103,4	89,1	108,3	96,8	104,1
M	**Stručne, naučne i tehničke djelatnosti** *Professional, scientific and technical activities*	112,8	100,1	101,4	98,0	106,7	110,9	98,5	100,8	98,9	104,5
N	**Administrativne i pomoćne uslužne djelatnosti** *Administrative and support service activities*	108,1	105,5	100,7	102,3	108,5	106,2	103,9	100,1	103,2	106,2
O	**Javna uprava i odbrana; obavezno socijalno osiguranje** *Public administration and defence; compulsory social security*	101,2	102,2	103,8	102,5	102,1	99,5	100,6	103,1	103,4	100,0
P	**Obrazovanje** *Education*	100,6	105,5	106,4	102,9	103,2	98,9	103,9	105,7	103,9	101,0
Q	**Djelatnosti zdravstvene i socijalne zaštite** *Human health and social work activities*	103,1	110,7	107,4	104,0	104,0	101,3	109,0	106,7	104,9	101,9
R	**Umjetnost, zabava i rekreacija** *Arts, entertainment and recreation*	100,3	99,8	112,8	98,4	99,2	98,6	98,3	112,1	99,3	97,1
S	**Ostale uslužne djelatnosti** *Other service activities*	94,2	103,9	103,8	102,6	103,4	92,6	102,2	103,2	103,6	101,3

4. PREGLED PO KANTONIMA I OPĆINAMA
REVIEW BY CANTONS AND MUNICIPALITIES

4.1. ZAPOSLENI PO KANTONIMA I PODRUČJIMA KD BIH 2010
EMPLOYED PERSONS BY CANTONS AND BY SECTIONS KD BIH 2010

Godina *Year*	Kanton *Canton*	Ukupno *Total*	Područja/*Sections*																		
			A	B	C	D	E	F	G	H	I	J	K	L	M	N	O	P	Q	R	S
	Federacija BiH																				
2017		**505.201**	10.389	13.267	100.052	8.788	8.267	24.302	94.058	23.416	24.754	14.035	11.628	2.830	16.354	10.633	47.288	41.915	33.677	9.838	9.710
2018		**519.800**	10.940	12.995	105.098	8.703	8.551	24.936	97.110	24.062	26.237	14.419	11.920	3.010	16.291	11.205	47.133	42.797	34.148	10.136	10.109
2019		**531.483**	10.989	13.259	106.385	8.724	8.652	26.007	98.951	24.857	27.414	15.509	12.115	3.206	16.593	12.068	48.077	43.436	34.627	10.087	10.527
2020		**520.162**	10.743	12.671	101.729	8.645	8.527	26.363	95.570	24.419	24.473	16.224	12.070	3.073	16.594	12.464	48.228	43.113	35.360	9.350	10.546
2021		**525.397**	10.984	12.244	103.541	8.549	8.446	26.334	95.420	24.423	24.679	17.754	12.034	2.854	17.264	13.197	47.985	43.400	36.097	9.571	10.621
	Unsko-sanski																				
2017		**37.364**	1.510	141	6.624	460	897	1.715	8.232	1.260	2.148	549	655	99	938	586	3.164	4.321	2.582	734	749
2018		**37.687**	1.551	169	6.892	451	985	1.660	8.237	1.199	2.193	537	695	132	928	609	2.992	4.255	2.616	825	761
2019		**38.220**	1.494	164	6.916	449	963	1.705	8.359	1.237	2.265	535	721	229	954	727	3.134	4.181	2.618	801	768
2020		**37.085**	1.533	153	6.526	437	952	1.729	7.862	1.215	2.075	519	727	192	954	775	3.150	4.061	2.687	748	790
2021		**37.712**	1.619	154	6.941	428	944	1.791	7.785	1.259	2.183	520	729	186	978	812	3.085	4.026	2.737	754	781
	Posavski																				
2017		**6.415**	169	14	1.487	112	100	164	1.406	290	396	82	74	-	98	85	814	519	418	105	82
2018		**6.497**	173	10	1.560	111	102	172	1.386	273	405	79	70	-	101	77	834	511	430	125	78
2019		**6.549**	177	12	1.602	109	93	174	1.358	283	407	64	70	-	104	65	860	512	456	122	81
2020		**6.353**	188	13	1.497	107	88	195	1.291	273	402	70	72	2	100	58	878	500	437	106	76
2021		**6.296**	201	14	1.462	108	81	198	1.270	273	393	70	78	2	115	58	868	494	429	111	71
	Tuzlanski																				
2017		**93.445**	1.544	6.962	21.979	1.611	1.425	5.586	17.219	4.983	3.093	1.384	1.461	267	2.188	1.226	5.248	7.830	6.555	1.393	1.491
2018		**96.461**	1.551	6.583	23.166	1.582	1.401	5.875	17.896	5.314	3.340	1.490	1.565	226	2.195	1.312	5.311	7.891	6.635	1.569	1.559
2019		**99.067**	1.512	6.809	24.155	1.558	1.422	6.296	18.055	5.521	3.420	1.685	1.638	206	2.217	1.417	5.333	7.933	6.739	1.564	1.587
2020		**97.863**	1.507	6.535	23.474	1.523	1.424	6.351	17.661	5.502	3.158	1.908	1.640	190	2.147	1.563	5.431	7.912	6.830	1.497	1.610
2021		**99.589**	1.520	6.515	23.949	1.495	1.440	6.369	17.871	5.605	3.358	2.142	1.643	179	2.035	1.736	5.395	8.002	7.141	1.532	1.662
	Zeničko-dobojski																				
2017		**79.408**	2.000	4.639	25.475	1.334	1.116	3.711	11.462	3.700	3.182	675	1.090	273	1.724	1.145	4.356	6.825	4.434	1.218	1.049
2018		**82.688**	2.130	4.718	27.156	1.328	1.165	3.959	12.025	3.821	3.216	699	1.010	331	1.745	1.142	4.391	6.865	4.548	1.284	1.155
2019		**84.169**	2.122	4.747	27.089	1.355	1.208	4.209	12.598	3.920	3.446	730	1.025	286	1.805	1.113	4.439	6.980	4.599	1.253	1.245
2020		**82.073**	1.966	4.488	25.933	1.366	1.190	4.223	12.316	3.777	3.266	752	1.005	299	1.823	1.122	4.452	7.050	4.671	1.131	1.243
2021		**82.178**	2.050	4.125	26.209	1.337	1.183	4.152	12.436	3.667	3.348	789	998	297	1.869	1.099	4.372	7.141	4.719	1.154	1.233
	Bosansko-podrinjski																				
2017		**7.110**	169	-	3.335	53	91	146	737	213	232	88	80	5	69	67	748	484	401	89	103
2018		**7.291**	165	-	3.435	52	91	150	760	217	224	86	85	3	69	72	781	477	407	109	108
2019		**7.083**	163	-	3.311	52	93	166	732	203	224	89	88	-	64	72	767	441	408	99	111
2020		**6.882**	149	-	3.127	53	95	161	718	193	227	90	91	-	66	72	757	469	409	89	116
2021		**6.913**	149	-	3.185	53	99	155	712	190	213	93	97	-	69	72	736	469	416	90	115
	Srednjobosanski																				
2017		**49.650**	1.660	1.140	16.209	720	685	1.632	9.264	1.467	2.225	417	452	63	594	458	2.956	4.145	3.240	1.675	648
2018		**50.957**	1.718	1.125	16.826	720	718	1.667	9.727	1.451	2.286	439	498	101	612	566	2.981	4.178	3.311	1.356	677
2019		**51.583**	1.745	1.148	16.556	717	755	1.814	9.901	1.574	2.377	473	509	111	614	604	3.087	4.204	3.407	1.294	693
2020		**50.024**	1.718	1.115	15.713	714	762	2.006	9.247	1.562	2.292	482	532	114	593	614	3.066	4.261	3.446	1.091	696
2021		**49.930**	1.828	1.117	15.672	696	768	1.995	9.074	1.587	2.316	484	525	132	616	596	2.958	4.304	3.370	1.196	696

4.1. ZAPOSLENI PO KANTONIMA I PODRUČJIMA KD BIH 2010 - nastavak
EMPLOYED PERSONS BY CANTONS AND BY SECTIONS KD BIH 2010 - continued

Godina *Year*	**Kanton** *Canton*	**Ukupno** *Total*	**Područja**/*Sections*																	
			A	B	C	D	E	F	G	H	I	J	K	L	M	N	O	P	Q	R	S
	Hercegovačko-neretvanski																			
2017		**52.638**	786	85	7.056	2.229	983	2.654	10.278	2.595	3.860	1.836	1.144	226	1.496	1.080	4.893	4.592	4.676	1.249	920
2018		**54.133**	872	110	7.420	2.125	1.001	2.675	10.472	2.890	4.178	1.641	1.185	183	1.232	1.063	4.878	5.235	4.754	1.274	945
2019		**55.213**	902	119	7.546	2.161	1.033	2.674	10.679	2.999	4.335	1.694	1.167	201	1.279	1.124	4.972	5.229	4.845	1.266	988
2020		**52.336**	824	122	6.651	2.164	1.001	2.611	10.073	2.829	3.546	1.770	1.192	187	1.282	1.068	4.945	4.868	5.006	1.192	1.005
2021		**52.673**	798	99	6.879	2.187	1.009	2.591	10.019	2.787	3.493	1.891	1.194	166	1.374	985	4.891	4.914	5.155	1.264	977
	Zapadnohercegovački																			
2017		**18.440**	307	182	3.251	162	179	1.365	6.051	706	750	88	224	98	654	193	1.349	1.687	648	356	190
2018		**19.322**	426	182	3.504	208	204	1.165	6.384	682	832	81	253	121	678	221	1.399	1.704	677	396	205
2019		**20.020**	519	174	3.658	208	242	1.157	6.506	732	857	92	282	147	709	199	1.441	1.740	722	410	225
2020		**20.041**	540	173	3.709	215	233	1.157	6.468	741	836	100	300	136	717	182	1.417	1.742	736	397	242
2021		**20.401**	522	145	3.906	218	228	1.205	6.459	752	864	112	353	87	726	216	1.440	1.761	749	409	249
	Kanton Sarajevo																			
2017		**144.223**	1.095	44	13.442	1.969	2.586	6.833	27.520	7.827	8.226	8.856	6.322	1.778	8.436	5.744	16.005	10.417	9.989	2.815	4.319
2018		**147.848**	1.098	58	13.809	1.942	2.670	7.100	28.275	7.886	8.807	9.313	6.423	1.895	8.573	6.074	15.912	10.580	10.032	2.933	4.468
2019		**152.394**	1.003	53	14.144	1.926	2.633	7.289	28.803	8.052	9.336	10.089	6.490	2.010	8.692	6.671	16.282	11.116	10.109	3.018	4.678
2020		**150.451**	1.004	38	13.638	1.874	2.570	7.388	28.064	8.003	7.937	10.480	6.391	1.934	8.763	6.934	16.406	11.161	10.400	2.855	4.611
2021		**152.576**	962	37	13.754	1.836	2.483	7.341	27.962	7.973	7.764	11.606	6.302	1.790	9.331	7.541	16.573	11.206	10.630	2.797	4.688
	Kanton 10																			
2017		**10.158**	1.148	60	1.186	139	208	497	1.889	374	643	61	126	21	157	50	1.405	1.096	734	204	160
2018		**10.723**	1.256	41	1.327	185	213	513	1.946	330	757	54	137	17	159	68	1.462	1.100	739	265	154
2019		**10.906**	1.353	34	1.402	189	210	525	1.960	335	748	56	125	18	157	76	1.484	1.099	723	261	151
2020		**10.869**	1.316	34	1.462	191	211	542	1.870	324	736	52	120	18	150	79	1.540	1.088	739	242	155
2021		**10.956**	1.336	38	1.578	192	212	538	1.832	330	748	47	115	15	151	81	1.494	1.083	753	264	149

4. PREGLED PO KANTONIMA I OPĆINAMA

REVIEW BY CANTONS AND MUNICIPALITIES

4.2. ZAPOSLENI U FEDERACIJI BIH PO OPCINAMA I SPOLU

EMPLOYED PERSONS IN FEDERATION OF BIH BY MUNICIPALITIES AND SEX

Općine/*Municipalities*	**Spol**/*Sex*	2017	2018	2019	2020	2021
Federacija BiH/*Federation of BiH*	**svega**/all	**505.201**	**519.800**	**531.483**	**520.162**	**525.397**
	žene/*women*	**206.572**	**215.317**	**222.516**	**218.280**	**222.303**
Unsko-sanski kanton	**svega**/all	**37.364**	**37.687**	**38.220**	**37.085**	**37.712**
	žene/*women*	**15.573**	**15.992**	**16.351**	**15.847**	**16.126**
Grad Bihać	**svega**/all	13.032	13.495	13.806	13.354	13.440
	žene/*women*	5.955	6.081	6.286	6.065	6.150
Bosanska Krupa	**svega**/all	3.447	3.343	3.378	3.300	3.503
	žene/*women*	1.210	1.225	1.222	1.223	1.267
Bosanski Petrovac	**svega**/all	1.366	1.274	1.319	1.276	1.372
	žene/*women*	427	427	463	450	482
Bužim	**svega**/all	1.525	1.505	1.449	1.457	1.492
	žene/*women*	632	631	603	601	609
Grad Cazin	**svega**/all	7.031	7.031	7.151	7.052	7.147
	žene/*women*	2.954	3.109	3.178	3.141	3.205
Ključ	**svega**/all	1.712	1.640	1.586	1.480	1.534
	žene/*women*	653	676	669	625	663
Sanski Most	**svega**/all	4.407	4.425	4.448	4.239	4.256
	žene/*women*	1.718	1.715	1.711	1.640	1.627
Velika Kladuša	**svega**/all	4.844	4.974	5.083	4.927	4.968
	žene/*women*	2.024	2.128	2.219	2.102	2.123
Kanton Posavski	**svega**/all	**6.415**	**6.497**	**6.549**	**6.353**	**6.296**
	žene/*women*	**2.667**	**2.720**	**2.776**	**2.666**	**2.661**
Domaljevac-Šamac	**svega**/all	394	381	401	413	434
	žene/*women*	175	177	188	195	206
Odžak	**svega**/all	2.524	2.556	2.543	2.469	2.436
	žene/*women*	962	970	971	924	916
Orašje	**svega**/all	3.497	3.560	3.605	3.471	3.426
	žene/*women*	1.530	1.573	1.617	1.547	1.539
Tuzlanski kanton	**svega**/all	**93.445**	**96.461**	**99.067**	**97.863**	**99.589**
	žene/*women*	**34.041**	**35.701**	**37.119**	**36.814**	**38.021**
Banovići	**svega**/all	5.100	5.084	5.368	5.256	5.204
	žene/*women*	1.260	1.293	1.362	1.352	1.371
Čelić	**svega**/all	1.071	1.172	1.158	1.073	1.104
	žene/*women*	349	427	432	382	399
Doboj Istok	**svega**/all	1.826	1.856	1.902	1.850	1.815
	žene/*women*	767	805	849	817	797

4.2. ZAPOSLENI U FEDERACIJI BIH PO OPĆINAMA I SPOLU - nastavak
EMPLOYED PERSONS IN FEDERATION OF BIH BY MUNICIPALITIES AND SEX - continued

Općine/*Municipalities*	**Spol**/*Sex*	2017	2018	2019	2020	2021
Grad Gračanica	**svega**/all	10.240	10.776	10.965	10.813	10.953
	žene/*women*	3.778	4.147	4.341	4.267	4.378
Grad Gradačac	**svega**/all	8.428	8.877	8.987	8.663	8.786
	žene/*women*	3.194	3.387	3.527	3.417	3.405
Kalesija	**svega**/all	4.272	4.446	4.371	4.194	4.399
	žene/*women*	1.243	1.339	1.387	1.383	1.462
Kladanj	**svega**/all	2.060	2.042	1.891	1.701	1.663
	žene/*women*	648	678	664	604	605
Lukavac	**svega**/all	8.931	9.177	9.617	9.377	9.146
	žene/*women*	2.911	3.038	3.335	3.343	3.488
Sapna	**svega**/all	617	629	610	577	603
	žene/*women*	148	154	163	157	189
Grad Srebrenik	**svega**/all	5.768	5.971	6.136	6.186	6.306
	žene/*women*	1.825	1.919	1.993	2.025	2.091
Teočak	**svega**/all	488	487	458	459	448
	žene/*women*	138	144	153	164	159
Grad Tuzla	**svega**/all	35.111	35.807	36.693	36.798	38.233
	žene/*women*	15.005	15.301	15.522	15.344	15.840
Grad Živinice	**svega**/all	9.533	10.137	10.911	10.916	10.929
	žene/*women*	2.775	3.069	3.391	3.559	3.837
Zeničko-dobojski kanton	**svega**/all	**79.408**	**82.688**	**84.169**	**82.073**	**82.178**
	žene/*women*	**30.724**	**32.572**	**33.600**	**33.005**	**33.482**
Breza	**svega**/all	2.875	2.894	2.999	2.962	2.912
	žene/*women*	724	762	819	830	853
Doboj Jug	**svega**/all	1.315	1.410	1.518	1.539	1.533
	žene/*women*	408	430	460	467	477
Kakanj	**svega**/all	6.988	7.179	7.283	7.098	6.970
	žene/*women*	2.153	2.232	2.339	2.304	2.315
Maglaj	**svega**/all	4.358	4.511	4.521	4.311	4.250
	žene/*women*	1.860	1.954	2.016	1.907	1.883
Olovo	**svega**/all	1.883	2.008	1.979	1.888	1.947
	žene/*women*	678	747	731	733	784
Tešanj	**svega**/all	12.531	13.697	13.852	13.535	13.783
	žene/*women*	5.210	5.823	5.968	5.878	5.983
Usora	**svega**/all	1.416	1.657	1.822	1.780	1.921
	žene/*women*	410	490	531	556	640

4.2. ZAPOSLENI U FEDERACIJI BIH PO OPĆINAMA I SPOLU - nastavak
EMPLOYED PERSONS IN FEDERATION OF BIH BY MUNICIPALITIES AND SEX - continued

Općine/*Municipalities*	**Spol**/*Sex*	2017	2018	2019	2020	2021
Vareš	**svega**/all	1.314	1.339	1.316	1.228	1.242
	žene/*women*	481	515	525	514	535
Grad Visoko	**svega**/all	9.918	10.371	10.611	10.304	10.389
	žene/*women*	4.207	4.494	4.649	4.496	4.552
Zavidovići	**svega**/all	4.718	4.946	5.021	4.811	4.757
	žene/*women*	2.000	2.117	2.168	2.081	2.054
Grad Zenica	**svega**/all	26.590	27.102	27.587	27.136	26.906
	žene/*women*	10.445	10.795	11.084	11.000	11.128
Žepče	**svega**/all	5.502	5.574	5.660	5.481	5.568
	žene/*women*	2.148	2.213	2.310	2.239	2.278
Bosansko-podrinjski kanton	**svega**/all	**7.110**	**7.291**	**7.083**	**6.882**	**6.913**
	žene/*women*	**3.117**	**3.281**	**3.195**	**3.123**	**3.140**
Foča	**svega**/all	240	240	219	207	194
	žene/*women*	75	83	81	81	75
Grad Goražde	**svega**/all	6.752	6.936	6.750	6.573	6.629
	žene/*women*	3.000	3.153	3.072	3.001	3.025
Pale	**svega**/all	118	115	114	102	90
	žene/*women*	42	45	42	41	40
Srednjobosanski kanton	**svega**/all	**49.650**	**50.957**	**51.583**	**50.024**	**49.930**
	žene/*women*	**20.043**	**20.576**	**21.153**	**20.518**	**20.619**
Bugojno	**svega**/all	5.373	5.595	5.681	5.542	5.575
	žene/*women*	2.423	2.562	2.589	2.497	2.546
Busovača	**svega**/all	2.172	2.227	2.244	2.253	2.261
	žene/*women*	753	790	841	833	855
Dobretići	**svega**/all	31	29	31	27	27
	žene/*women*	10	10	9	8	8
Donji Vakuf	**svega**/all	2.752	3.060	3.195	3.062	3.123
	žene/*women*	734	935	1.068	1.037	1.036
Fojnica	**svega**/all	2.190	2.262	2.249	2.218	2.170
	žene/*women*	1.118	1.147	1.160	1.158	1.142
Gornji Vakuf - Uskoplje	**svega**/all	2.953	3.174	3.161	2.980	2.911
	žene/*women*	898	1.001	1.062	1.078	1.074
Jajce	**svega**/all	3.585	3.738	3.832	3.865	3.962
	žene/*women*	1.087	1.169	1.241	1.243	1.270
Kiseljak	**svega**/all	4.255	4.300	4.470	4.437	4.398
	žene/*women*	1.582	1.647	1.700	1.670	1.697

4.2. ZAPOSLENI U FEDERACIJI BIH PO OPĆINAMA I SPOLU - nastavak
EMPLOYED PERSONS IN FEDERATION OF BIH BY MUNICIPALITIES AND SEX - continued

Općine/*Municipalities*	**Spol**/*Sex*	2017	2018	2019	2020	2021
Kreševo	**svega**/all	1.248	1.246	1.212	1.184	1.180
	žene/*women*	401	385	389	386	393
Novi Travnik	**svega**/all	4.189	4.427	4.493	4.380	4.332
	žene/*women*	1.728	1.809	1.820	1.766	1.752
Travnik	**svega**/all	13.629	13.823	13.796	13.396	13.173
	žene/*women*	6.131	6.252	6.343	6.189	6.199
Vitez	**svega**/all	7.273	7.076	7.219	6.680	6.818
	žene/*women*	3.178	2.869	2.931	2.653	2.647
Hercegovačko-neretvanski kanton	**svega**/all	**52.638**	**54.133**	**55.213**	**52.336**	**52.673**
	žene/*women*	**23.680**	**24.729**	**25.422**	**24.210**	**24.470**
Grad Čapljina	**svega**/all	3.342	3.503	3.596	3.511	3.444
	žene/*women*	1.546	1.633	1.670	1.646	1.619
Čitluk	**svega**/all	5.690	5.471	5.685	5.002	4.613
	žene/*women*	2.536	2.379	2.527	2.103	1.922
Jablanica	**svega**/all	2.003	2.022	2.039	1.943	1.938
	žene/*women*	681	711	732	672	703
Konjic	**svega**/all	5.584	5.783	5.920	5.803	6.007
	žene/*women*	2.174	2.297	2.397	2.380	2.507
Grad Mostar	**svega**/all	32.339	33.475	33.929	32.104	32.654
	žene/*women*	15.018	15.852	16.151	15.468	15.746
Neum	**svega**/all	1.051	1.057	1.119	1.059	1.066
	žene/*women*	515	526	555	522	526
Prozor	**svega**/all	1.319	1.414	1.431	1.412	1.439
	žene/*women*	572	615	618	600	618
Ravno	**svega**/all	107	131	159	162	167
	žene/*women*	36	50	60	60	68
Stolac	**svega**/all	1.203	1.277	1.335	1.340	1.345
	žene/*women*	602	666	712	759	761
Zapadnohercegovački kanton	**svega**/all	**18.440**	**19.322**	**20.020**	**20.041**	**20.401**
	žene/*women*	**7.283**	**7.776**	**8.176**	**8.189**	**8.318**
Grude	**svega**/all	3.480	3.829	3.931	3.941	3.953
	žene/*women*	1.366	1.484	1.533	1.535	1.562
Grad Ljubuški	**svega**/all	4.187	4.465	4.713	4.748	4.726
	žene/*women*	1.808	1.966	2.106	2.136	2.133
Posušje	**svega**/all	3.446	3.616	3.721	3.703	3.784
	žene/*women*	1.361	1.477	1.549	1.527	1.577
Grad Široki Brijeg	**svega**/all	7.327	7.412	7.655	7.649	7.938
	žene/*women*	2.748	2.849	2.988	2.991	3.046

4.2. ZAPOSLENI U FEDERACIJI BIH PO OPCINAMA I SPOLU - nastavak
EMPLOYED PERSONS IN FEDERATION OF BIH BY MUNICIPALITIES AND SEX - continued

Općine/*Municipalities*	**Spol**/*Sex*	2017	2018	2019	2020	2021
Kanton Sarajevo	**svega**/all	**144.223**	**147.848**	**152.394**	**150.451**	**152.576**
	žene/*women*	**64.694**	**66.978**	**69.644**	**68.767**	**70.226**
Centar Sarajevo	**svega**/all	44.399	44.668	45.591	44.847	44.443
	žene/*women*	23.137	23.482	24.144	23.767	23.521
Hadžići	**svega**/all	4.384	4.777	4.913	5.026	5.246
	žene/*women*	1.579	1.775	1.853	1.920	2.014
Ilidža	**svega**/all	21.726	22.943	24.095	23.602	24.216
	žene/*women*	8.331	8.892	9.477	9.254	9.647
Ilijaš	**svega**/all	4.031	4.335	4.300	3.905	4.072
	žene/*women*	1.310	1.444	1.470	1.432	1.511
Novi Grad Sarajevo	**svega**/all	27.533	28.379	29.501	29.853	30.616
	žene/*women*	11.020	11.442	12.142	12.292	12.762
Novo Sarajevo	**svega**/all	25.493	25.759	26.513	26.597	27.536
	žene/*women*	11.699	12.134	12.508	12.547	13.235
Stari Grad Sarajevo	**svega**/all	10.997	11.209	11.247	10.353	10.047
	žene/*women*	5.452	5.584	5.645	5.173	5.079
Trnovo	**svega**/all	291	293	290	302	325
	žene/*women*	129	126	126	125	131
Vogošća	**svega**/all	5.369	5.485	5.944	5.966	6.075
	žene/*women*	2.037	2.099	2.279	2.257	2.326
Kanton 10	**svega**/all	**10.158**	**10.723**	**10.906**	**10.869**	**10.956**
	žene/*women*	**4.225**	**4.470**	**4.547**	**4.591**	**4.676**
Bosansko Grahovo	**svega**/all	187	171	187	208	226
	žene/*women*	66	65	68	74	73
Drvar	**svega**/all	937	1.007	1.008	1.034	1.038
	žene/*women*	319	350	363	420	439
Glamoč	**svega**/all	490	510	507	512	537
	žene/*women*	149	145	149	153	154
Kupres	**svega**/all	1.272	1.357	1.449	1.415	1.436
	žene/*women*	340	359	393	396	410
Grad Livno	**svega**/all	4.217	4.432	4.490	4.468	4.495
	žene/*women*	1.990	2.096	2.103	2.078	2.116
Tomislavgrad	**svega**/all	3.055	3.246	3.265	3.232	3.224
	žene/*women*	1.361	1.455	1.471	1.470	1.484

4.3. NETO PLAĆE PO KANTONIMA I PODRUČJIMA KD BIH 2010
NET WAGES BY CANTONS AND BY SECTIONS KD BIH 2010

KM

Godina *Year*	Kanton/*Canton*	Ukupno *Total*	Područja/*Sections*																		
			A	B	C	D	E	F	G	H	I	J	K	L	M	N	O	P	Q	R	S
	Federacija BiH																				
2017		**860**	838	974	626	1.609	876	566	627	850	530	1.281	1.473	851	1.059	577	1.247	850	1.080	650	987
2018		**889**	858	1.007	646	1.640	894	586	649	879	536	1.309	1.508	770	1.060	609	1.275	897	1.196	649	1.025
2019		**928**	899	1.015	677	1.691	917	630	694	894	545	1.363	1.652	839	1.075	613	1.323	954	1.284	732	1.064
2020		**956**	912	1.054	693	1.691	931	657	712	888	521	1.399	1.655	805	1.054	627	1.356	982	1.335	720	1.092
2021		**996**	934	1.076	742	1.718	948	696	738	913	550	1.479	1.710	856	1.125	680	1.384	1.013	1.389	714	1.129
	Unsko-sanski																				
2017		**819**	826	689	628	1.593	866	431	517	790	480	1.155	1.163	1.185	861	719	1.270	863	1.030	633	632
2018		**840**	816	661	646	1.636	875	451	536	801	479	1.174	1.207	1.180	849	747	1.274	909	1.146	572	644
2019		**872**	890	661	705	1.649	906	479	580	807	521	1.154	1.386	1.275	913	708	1.307	925	1.205	579	706
2020		**897**	929	692	729	1.636	924	505	600	780	507	1.182	1.376	1.334	940	661	1.320	936	1.223	550	756
2021		**933**	860	701	800	1.695	986	513	631	807	511	1.178	1.435	1.174	1.147	644	1.367	946	1.258	564	939
	Posavski																				
2017		**741**	390	-	513	1.729	797	584	499	673	438	1.084	1.131	-	-	698	1.075	807	1.042	386	-
2018		**773**	375	-	534	1.741	802	594	519	687	448	1.140	1.204	-	695	922	1.131	881	1.123	407	-
2019		**808**	367	438	580	1.735	849	650	543	631	437	1.286	1.290	-	724	1.286	1.146	890	1.096	394	-
2020		**847**	-	432	625	1.738	880	649	610	710	434	1.422	1.300	-	735	1.458	1.183	924	1.154	384	-
2021		**897**	-	436	697	1.760	934	569	638	743	419	1.407	1.333	-	822	1.036	1.217	994	1.159	388	-
	Tuzlanski																				
2017		**767**	731	930	575	1.577	849	497	539	677	529	1.059	1.222	539	902	567	1.113	773	1.099	691	855
2018		**797**	731	983	610	1.607	875	508	548	697	548	1.116	1.240	568	959	568	1.169	829	1.181	657	872
2019		**824**	797	982	651	1.696	919	583	597	693	511	1.161	1.333	740	1.012	581	1.236	793	1.255	786	931
2020		**863**	835	1.053	675	1.674	933	583	626	708	527	1.224	1.325	779	924	613	1.282	825	1.371	819	934
2021		**906**	860	1.077	718	1.693	896	625	668	704	521	1.406	1.357	865	1.072	674	1.306	839	1.485	824	1.014
	Zeničko-dobojski																				
2017		**737**	788	1.052	581	1.494	795	501	534	682	471	1.211	1.077	811	808	706	1.089	692	1.044	565	641
2018		**763**	796	1.072	593	1.533	810	526	559	687	448	1.214	1.127	659	824	626	1.134	761	1.193	567	650
2019		**793**	815	1.074	632	1.632	833	581	583	623	443	1.143	1.221	977	852	521	1.205	808	1.267	745	701
2020		**820**	850	1.076	656	1.602	860	608	597	637	450	1.148	1.249	995	865	538	1.285	814	1.319	614	770
2021		**858**	892	1.100	700	1.622	895	605	619	655	464	1.089	1.261	928	896	554	1.288	906	1.376	576	834
	Bosansko-podrinjski																				
2017		**761**	892	-	678	1.556	594	655	499	707	408	1.294	1.217	-	-	803	1.046	789	955	680	874
2018		**796**	932	-	716	1.575	620	630	529	715	412	1.289	1.247	-	-	767	1.074	810	1.088	628	858
2019		**810**	895	-	711	1.613	645	647	565	716	425	1.305	1.683	-	-	872	1.120	878	1.125	636	892
2020		**856**	953	-	772	1.564	655	659	606	698	462	1.282	1.438	-	-	874	1.142	897	1.154	630	862
2021		**891**	982	-	833	1.639	648	675	572	730	477	1.302	1.466	-	-	855	1.145	903	1.185	615	859
	Srednjobosanski																				
2017		**698**	834	989	533	1.590	742	463	568	692	447	1.014	1.150	513	682	864	1.120	725	1.000	398	579
2018		**723**	933	961	556	1.579	778	482	600	691	483	1.023	1.145	448	790	832	1.138	756	1.101	420	603
2019		**759**	1.006	1.036	586	1.526	792	508	648	727	477	909	1.406	490	762	748	1.205	821	1.144	435	616
2020		**774**	873	1.087	603	1.495	813	538	647	728	453	879	1.457	502	754	718	1.253	848	1.138	434	685
2021		**799**	943	1.062	651	1.520	842	576	649	739	517	889	1.570	517	890	495	1.265	870	1.199	448	693
	Hercegovačko-neretvanski																				
2017		**946**	686	419	856	1.761	930	525	601	1.083	569	1.462	1.493	805	1.130	619	1.248	886	1.002	471	918
2018		**970**	699	445	869	1.785	957	521	620	1.175	594	1.465	1.504	799	694	656	1.244	894	1.097	491	1.013
2019		**1.011**	713	458	842	1.802	970	541	655	1.220	622	1.524	1.615	658	701	679	1.301	921	1.260	543	1.076
2020		**1.029**	708	455	743	1.808	979	562	656	1.235	573	1.468	1.730	650	650	659	1.339	971	1.303	593	1.024
2021		**1.080**	717	451	810	1.833	1.007	638	700	1.284	596	1.527	1.859	699	675	677	1.403	999	1.318	650	1.032

4.3. NETO PLAĆE PO KANTONIMA I PODRUČJIMA KD BIH 2010 - nastavak
NET WAGES BY CANTONS AND BY SECTIONS KD BIH 2010 - continued

KM

Godina *Year*	Kanton/*Canton*	Ukupno *Total*	Područja/*Sections*																	
			A	B	C	D	E	F	G	H	I	J	K	L	M	N	O	P	Q	R	S
	Zapadnohercegovački																			
2017		**789**	774	887	817	1.713	916	579	651	646	438	1.591	1.222	666	1.089	1.135	1.091	841	1.081	438	471
2018		**796**	494	871	859	1.708	923	634	632	653	439	1.532	1.234	692	1.098	1.080	1.132	872	1.108	436	461
2019		**861**	474	922	902	1.611	951	718	687	683	428	1.559	1.806	839	1.138	874	1.172	892	1.185	490	497
2020		**873**	481	923	899	1.602	1.001	794	674	686	443	1.568	1.644	911	1.178	992	1.211	918	1.221	489	497
2021		**892**	490	920	959	1.611	1.052	806	697	694	493	1.584	1.441	925	1.129	942	1.217	938	1.220	475	539
	Kanton Sarajevo																			
2017		**1.053**	907	913	769	1.574	956	710	799	1.004	561	1.307	1.637	929	1.141	520	1.401	1.049	1.174	991	1.242
2018		**1.096**	926	903	772	1.620	968	753	841	1.026	565	1.336	1.667	898	1.186	569	1.429	1.100	1.326	993	1.298
2019		**1.153**	945	850	806	1.677	982	786	897	1.051	588	1.402	1.737	890	1.200	590	1.476	1.253	1.433	1.111	1.335
2020		**1.179**	958	841	837	1.712	988	826	927	1.017	548	1.455	1.724	830	1.181	613	1.496	1.281	1.475	1.094	1.356
2021		**1.251**	1.030	1.549	901	1.757	1.007	941	975	1.098	620	1.547	1.785	912	1.284	699	1.519	1.310	1.517	1.156	1.410
	Kanton 10																			
2017		**873**	1.099	1.061	501	1.629	891	844	524	594	429	1.443	1.028	-	715	1.119	1.073	866	1.054	391	-
2018		**884**	1.060	737	508	1.677	909	877	530	562	438	1.438	1.029	-	709	1.161	1.129	923	1.131	386	-
2019		**890**	1.030	408	504	1.731	905	877	575	546	461	1.434	1.078	-	601	975	1.152	917	1.191	384	-
2020		**929**	1.134	-	507	1.739	907	916	558	558	464	1.463	1.243	-	425	999	1.194	972	1.204	371	-
2021		**942**	1.135	-	531	1.740	932	955	607	563	469	1.492	1.245	423	758	911	1.225	993	1.248	391	704

4.4. BRUTO PLAĆE PO KANTONIMA I PODRUČJIMA KD BIH 2010
GROSS WAGES BY CANTONS AND BY SECTIONS KD BIH 2010

KM

Godina *Year*	Kanton/*Canton*	Ukupno *Total*	Područja/*Sections*																		
			A	B	C	D	E	F	G	H	I	J	K	L	M	N	O	P	Q	R	S
	Federacija BiH																				
2017		**1.318**	1.270	1.485	940	2.506	1.332	850	952	1.297	798	1.999	2.306	1.310	1.648	879	1.932	1.306	1.670	992	1.515
2018		**1.365**	1.303	1.544	973	2.558	1.362	883	987	1.344	809	2.042	2.364	1.179	1.649	927	1.978	1.383	1.858	990	1.576
2019		**1.427**	1.369	1.561	1.022	2.642	1.400	951	1.054	1.369	824	2.131	2.593	1.293	1.675	934	2.054	1.475	1.998	1.123	1.648
2020		**1.472**	1.389	1.623	1.046	2.641	1.422	994	1.087	1.360	788	2.191	2.602	1.241	1.641	957	2.108	1.518	2.086	1.103	1.683
2021		**1.543**	1.444	1.653	1.126	2.763	1.494	1.071	1.138	1.401	831	2.324	2.701	1.314	1.758	1.043	2.157	1.571	2.159	1.111	1.748
	Unsko-sanski																				
2017		**1.251**	1.252	1.043	947	2.482	1.311	639	775	1.201	720	1.788	1.803	1.845	1.326	1.101	1.961	1.322	1.589	962	942
2018		**1.286**	1.239	998	976	2.550	1.328	670	805	1.217	720	1.819	1.875	1.836	1.308	1.145	1.969	1.396	1.775	867	958
2019		**1.338**	1.358	998	1.072	2.574	1.382	712	874	1.229	784	1.785	2.165	1.990	1.408	1.088	2.025	1.425	1.873	879	1.055
2020		**1.379**	1.420	1.052	1.109	2.554	1.410	753	908	1.188	763	1.835	2.152	2.081	1.437	1.013	2.049	1.443	1.902	834	1.133
2021		**1.429**	1.314	1.087	1.224	2.646	1.478	772	961	1.232	776	1.823	2.244	1.989	1.555	986	2.121	1.462	1.916	843	1.430
	Posavski																				
2017		**1.128**	574	-	768	2.684	1.212	877	748	1.017	650	1.667	1.754	-	-	1.064	1.651	1.238	1.606	579	-
2018		**1.180**	549	-	801	2.705	1.221	891	779	1.037	670	1.758	1.870	-	1.060	1.422	1.742	1.351	1.737	608	-
2019		**1.236**	536	646	876	2.698	1.288	983	814	955	650	2.002	2.012	-	1.105	2.007	1.766	1.367	1.697	583	-
2020		**1.297**	-	638	951	2.701	1.337	978	922	1.076	642	2.234	2.026	-	1.123	2.282	1.820	1.413	1.790	572	-
2021		**1.378**	-	643	1.066	2.738	1.431	854	967	1.131	619	2.201	2.083	-	1.262	1.604	1.889	1.532	1.775	569	-
	Tuzlanski																				
2017		**1.166**	1.096	1.413	853	2.458	1.288	740	809	1.022	794	1.645	1.900	819	1.391	859	1.711	1.186	1.703	1.050	1.300
2018		**1.215**	1.098	1.500	913	2.507	1.331	758	824	1.054	825	1.735	1.934	867	1.483	859	1.803	1.275	1.836	999	1.328
2019		**1.260**	1.201	1.501	979	2.651	1.402	876	902	1.048	770	1.807	2.085	1.127	1.566	882	1.913	1.218	1.957	1.206	1.416
2020		**1.322**	1.263	1.615	1.017	2.616	1.427	877	948	1.068	795	1.908	2.074	1.190	1.429	917	1.987	1.270	2.145	1.260	1.425
2021		**1.381**	1.364	1.612	1.082	2.650	1.452	942	1.011	1.064	769	2.196	2.135	1.329	1.674	1.032	2.030	1.298	2.230	1.268	1.599
	Zeničko-dobojski																				
2017		**1.119**	1.184	1.609	872	2.316	1.202	744	803	1.028	702	1.888	1.668	1.229	1.236	1.077	1.674	1.056	1.615	850	955
2018		**1.164**	1.200	1.656	892	2.381	1.229	784	844	1.036	667	1.891	1.747	988	1.263	954	1.747	1.167	1.856	859	970
2019		**1.210**	1.232	1.661	949	2.545	1.265	869	881	940	661	1.776	1.904	1.488	1.311	786	1.862	1.243	1.975	1.148	1.054
2020		**1.251**	1.288	1.653	983	2.500	1.308	914	904	965	672	1.787	1.948	1.519	1.327	816	1.983	1.248	2.058	932	1.159
2021		**1.316**	1.364	1.723	1.048	2.526	1.376	915	949	997	693	1.665	1.986	1.420	1.375	840	1.994	1.401	2.178	872	1.256
	Bosansko-podrinjski																				
2017		**1.164**	1.358	1.038	2.422	888	986	747	1.068	602	2.014	1.897	-	-	-	1.217	1.604	1.209	1.469	1.032	1.311
2018		**1.220**	1.426	-	1.098	2.457	931	947	795	1.082	608	2.004	1.945	-	-	1.163	1.649	1.244	1.681	952	1.290
2019		**1.245**	1.370	-	1.094	2.518	973	974	851	1.085	631	2.036	2.650	-	-	1.328	1.725	1.350	1.742	965	1.346
2020		**1.318**	1.463	-	1.190	2.440	992	996	915	1.057	689	2.017	2.257	-	-	1.337	1.759	1.379	1.787	956	1.306
2021		**1.371**	1.509	-	1.283	2.562	981	1.021	861	1.104	711	2.027	2.322	-	-	1.308	1.764	1.391	1.846	931	1.303
	Srednjobosanski																				
2017		**1.049**	1.257	1.505	773	2.470	1.118	685	852	1.042	673	1.574	1.769	770	1.042	1.319	1.721	1.107	1.536	594	861
2018		**1.091**	1.419	1.464	815	2.453	1.174	715	904	1.042	726	1.582	1.761	668	1.191	1.273	1.751	1.157	1.699	627	897
2019		**1.146**	1.538	1.602	868	2.372	1.200	754	951	1.102	718	1.411	2.192	735	1.132	1.150	1.860	1.262	1.769	651	917
2020		**1.178**	1.325	1.719	888	2.323	1.232	806	979	1.106	680	1.406	2.275	766	1.122	1.094	1.937	1.305	1.793	651	1.026
2021		**1.227**	1.437	1.716	967	2.363	1.304	868	1.041	1.136	788	1.364	2.457	777	1.379	748	1.956	1.338	1.870	671	1.038
	Hercegovačko-neretvanski																				
2017		**1.455**	1.034	621	1.313	2.747	1.421	784	910	1.670	863	2.280	2.337	1.206	1.758	942	1.929	1.360	1.542	708	1.404
2018		**1.495**	1.057	660	1.334	2.787	1.464	778	941	1.821	902	2.288	2.351	1.198	1.064	1.000	1.925	1.372	1.703	743	1.552
2019		**1.561**	1.079	680	1.292	2.815	1.487	812	997	1.895	946	2.383	2.530	999	1.076	1.039	2.019	1.422	1.952	828	1.657
2020		**1.589**	1.072	678	1.135	2.824	1.501	843	996	1.914	867	2.292	2.712	988	995	1.012	2.081	1.498	2.028	905	1.573
2021		**1.689**	1.164	680	1.238	2.967	1.552	966	1.071	1.995	904	2.405	2.914	1.067	1.051	1.035	2.179	1.543	2.119	1.175	1.592

4.4. BRUTO PLAĆE PO KANTONIMA I PODRUČJIMA KD BIH 2010 - nastavak
GROSS WAGES BY CANTONS AND BY SECTIONS KD BIH 2010 - continued

KM

Godina *Year*	Kanton/*Canton*	Ukupno *Total*	Područja/*Sections*																		
			A	B	C	D	E	F	G	H	I	J	K	L	M	N	O	P	Q	R	S
	Zapadnohercegovački																				
2017		**1.203**	1.166	1.349	1.256	2.668	1.388	871	989	971	655	2.460	1.888	1.010	1.685	1.752	1.669	1.279	1.659	653	704
2018		**1.216**	737	1.327	1.320	2.663	1.400	966	960	982	659	2.368	1.909	1.052	1.700	1.668	1.738	1.329	1.704	650	687
2019		**1.319**	709	1.409	1.387	2.492	1.452	1.099	1.046	1.031	645	2.411	2.830	1.288	1.768	1.346	1.803	1.361	1.830	728	746
2020		**1.340**	721	1.412	1.391	2.478	1.535	1.215	1.024	1.039	670	2.427	2.673	1.402	1.829	1.532	1.866	1.402	1.890	723	746
2021		**1.393**	956	1.403	1.545	2.493	1.618	1.430	1.070	1.063	740	2.457	2.228	1.424	1.701	1.456	1.876	1.435	1.869	707	809
	Kanton Sarajevo																				
2017		**1.633**	1.394	1.395	1.176	2.459	1.462	1.079	1.231	1.542	850	2.045	2.572	1.436	1.785	791	2.191	1.627	1.822	1.537	1.927
2018		**1.702**	1.424	1.383	1.182	2.535	1.483	1.148	1.299	1.578	857	2.089	2.623	1.388	1.856	866	2.232	1.713	2.067	1.538	2.019
2019		**1.794**	1.452	1.295	1.237	2.628	1.506	1.202	1.384	1.617	893	2.198	2.728	1.380	1.878	899	2.305	1.959	2.239	1.730	2.096
2020		**1.836**	1.473	1.286	1.285	2.684	1.512	1.266	1.433	1.565	833	2.284	2.713	1.284	1.851	936	2.340	2.003	2.308	1.704	2.111
2021		**1.962**	1.620	2.565	1.399	3.024	1.639	1.462	1.513	1.688	944	2.439	2.825	1.399	2.039	1.075	2.384	2.052	2.367	1.807	2.199
	Kanton 10																				
2017		**1.331**	1.683	1.637	752	2.525	1.347	1.291	787	890	635	2.218	1.582	-	1.077	1.737	1.641	1.316	1.619	581	-
2018		**1.350**	1.623	1.127	761	2.601	1.377	1.346	796	842	650	2.211	1.581	-	1.070	1.797	1.732	1.407	1.744	573	-
2019		**1.361**	1.579	603	756	2.689	1.373	1.349	869	819	689	2.207	1.664	-	904	1.501	1.770	1.397	1.840	571	-
2020		**1.423**	1.743	-	762	2.704	1.376	1.411	839	839	690	2.256	1.926	-	623	1.540	1.841	1.486	1.863	552	-
2021		**1.451**	1.745	-	808	2.713	1.415	1.498	920	887	730	2.304	1.931	696	1.151	1.404	1.894	1.518	1.934	577	1.067

4.5. NETO PLAĆE U FEDERACIJI BIH PO OPĆINAMA
NET WAGES IN FEDERATION OF BIH BY MUNICIPALITIES

Općine/*Municipalities*	2017	2018	2019	2020	2021
Federacija BiH/*Federation of BiH*	**860**	**889**	**928**	**956**	**996**
Unsko-sanski kanton	**819**	**840**	**872**	**897**	**933**
Grad Bihać	936	966	1.014	1.043	1.091
Bosanska Krupa	813	825	865	883	902
Bosanski Petrovac	758	757	783	853	880
Bužim	683	702	750	766	785
Grad Cazin	714	719	753	767	789
Ključ	785	790	756	779	806
Sanski Most	767	794	789	808	849
Velika Kladuša	747	765	766	800	828
Kanton Posavski	**741**	**773**	**808**	**847**	**897**
Domaljevac-Šamac	580	579	616	610	641
Odžak	627	650	678	726	795
Orašje	844	893	924	960	996
Tuzlanski kanton	**767**	**797**	**824**	**863**	**906**
Banovići	859	916	911	979	1.017
Čelić	661	675	655	688	776
Doboj Istok	539	560	571	591	630
Grad Gračanica	584	615	631	649	689
Grad Gradačac	620	653	692	719	767
Kalesija	656	680	701	735	765
Kladanj	672	713	733	738	775
Lukavac	769	792	802	846	868
Sapna	815	860	914	973	1.017
Grad Srebrenik	653	684	715	726	752
Teočak	775	807	852	892	950
Grad Tuzla	894	923	965	1.016	1.074
Grad Živinice	757	781	777	791	811
Zeničko-dobojski kanton	**737**	**763**	**793**	**820**	**858**
Breza	905	944	961	970	955
Doboj Jug	630	681	683	717	705
Kakanj	992	1.005	1.025	1.087	1.110
Maglaj	649	687	711	739	795
Olovo	614	592	693	720	772
Tešanj	587	610	634	652	707
Usora	751	795	766	776	843
Vareš	730	784	828	858	866
Grad Visoko	606	620	646	663	700
Zavidovići	664	696	726	751	812
Grad Zenica	828	868	908	935	967
Žepče	596	639	658	677	720
Bosansko-podrinjski kanton	**761**	**796**	**810**	**856**	**891**
Foča	815	856	937	989	1.021
Grad Goražde	760	795	806	853	888
Pale	721	721	823	856	876

4.5. NETO PLAĆE U FEDERACIJI BIH PO OPĆINAMA - nastavak
NET WAGES IN FEDERATION OF BIH BY MUNICIPALITIES - continued

Općine/*Municipalities*	2017	2018	2019	2020	2021
Srednjobosanski kanton	**698**	**723**	**759**	**774**	**799**
Bugojno	632	641	640	679	700
Busovača	720	755	772	799	800
Dobretići	1.055	1.091	1.045	1.052	1.046
Donji Vakuf	689	727	804	770	815
Fojnica	763	791	790	774	808
Gornji Vakuf - Uskoplje	669	684	673	691	731
Jajce	863	906	928	954	967
Kiseljak	638	684	710	729	763
Kreševo	815	867	877	923	930
Novi Travnik	766	768	786	805	855
Travnik	684	707	770	792	812
Vitez	640	668	717	714	723
Hercegovačko-neretvanski kanton	**946**	**970**	**1.011**	**1.029**	**1.080**
Grad Čapljina	817	840	838	877	912
Čitluk	621	656	675	691	731
Jablanica	949	951	970	1.006	1.039
Konjic	805	824	887	892	950
Grad Mostar	1.049	1.070	1.112	1.131	1.185
Neum	821	853	885	856	865
Prozor	883	896	947	985	1.022
Ravno	1.328	1.192	1.158	1.190	1.065
Stolac	782	809	823	851	839
Zapadnohercegovački kanton	**789**	**796**	**861**	**873**	**892**
Grude	925	937	1.022	1.019	1.041
Grad Ljubuški	836	844	925	909	907
Posušje	671	705	759	790	808
Grad Široki Brijeg	754	749	799	822	854
Kanton Sarajevo	**1.053**	**1.096**	**1.153**	**1.179**	**1.251**
Centar Sarajevo	1.217	1.274	1.365	1.381	1.456
Hadžići	845	878	908	952	1.031
Ilidža	876	914	960	962	1.038
Ilijaš	661	682	703	730	760
Novi Grad Sarajevo	917	969	996	1.012	1.069
Novo Sarajevo	1.176	1.224	1.290	1.324	1.397
Stari Grad Sarajevo	1.041	1.050	1.143	1.215	1.309
Trnovo	776	949	1.010	1.018	1.088
Vogošća	788	823	822	880	959
Kanton 10	**873**	**884**	**890**	**929**	**942**
Bosansko Grahovo	1.092	1.083	1.163	1.198	922
Drvar	775	757	677	694	728
Glamoč	918	840	671	700	728
Kupres	972	987	1.019	1.104	1.106
Grad Livno	929	954	953	997	1.022
Tomislavgrad	768	789	806	820	834

4.6. BRUTO PLAĆE U FEDERACIJI BIH PO OPĆINAMA
GROSS WAGES IN FEDERATION OF BIH BY MUNICIPALITIES

Općine/*Municipalities*	2017	2018	2019	2020	2021
Federacija BiH/*Federation of BiH*	**1.318**	**1.365**	**1.427**	**1.472**	**1.543**
Unsko-sanski kanton	**1.251**	**1.286**	**1.338**	**1.379**	**1.429**
Grad Bihać	1.442	1.489	1.566	1.613	1.678
Bosanska Krupa	1.238	1.261	1.324	1.355	1.387
Bosanski Petrovac	1.152	1.154	1.195	1.304	1.343
Bužim	1.028	1.054	1.138	1.164	1.193
Grad Cazin	1.084	1.093	1.147	1.169	1.202
Ključ	1.195	1.205	1.154	1.191	1.233
Sanski Most	1.168	1.213	1.208	1.239	1.307
Velika Kladuša	1.132	1.162	1.166	1.221	1.255
Kanton Posavski	**1.128**	**1.180**	**1.236**	**1.297**	**1.378**
Domaljevac-Šamac	872	872	930	924	974
Odžak	949	984	1.032	1.109	1.207
Orašje	1.291	1.370	1.417	1.476	1.541
Tuzlanski kanton	**1.166**	**1.215**	**1.260**	**1.322**	**1.381**
Banovići	1.300	1.392	1.386	1.496	1.496
Čelić	1.001	1.026	994	1.042	1.179
Doboj Istok	807	841	858	890	949
Grad Gračanica	870	923	949	978	1.045
Grad Gradačac	923	977	1.040	1.082	1.155
Kalesija	987	1.028	1.062	1.110	1.165
Kladanj	1.007	1.073	1.104	1.113	1.202
Lukavac	1.172	1.210	1.228	1.298	1.314
Sapna	1.229	1.303	1.391	1.485	1.554
Grad Srebrenik	984	1.035	1.085	1.103	1.165
Teočak	1.172	1.222	1.297	1.364	1.453
Grad Tuzla	1.375	1.423	1.490	1.572	1.648
Grad Živinice	1.148	1.187	1.185	1.208	1.241
Zeničko-dobojski kanton	**1.119**	**1.164**	**1.210**	**1.251**	**1.316**
Breza	1.383	1.448	1.475	1.488	1.465
Doboj Jug	954	1.030	1.030	1.084	1.087
Kakanj	1.523	1.555	1.589	1.678	1.745
Maglaj	974	1.035	1.073	1.117	1.211
Olovo	923	894	1.003	1.049	1.130
Tešanj	886	923	962	991	1.081
Usora	1.148	1.204	1.155	1.185	1.287
Vareš	1.108	1.195	1.268	1.313	1.320
Grad Visoko	911	937	978	990	1.046
Zavidovići	1.004	1.056	1.106	1.143	1.228
Grad Zenica	1.265	1.330	1.395	1.438	1.495
Žepče	890	956	988	1.021	1.097
Bosansko-podrinjski kanton	**1.164**	**1.220**	**1.245**	**1.318**	**1.371**
Foča	1.242	1.306	1.437	1.520	1.568
Grad Goražde	1.163	1.220	1.240	1.313	1.366
Pale	1.089	1.090	1.250	1.306	1.337

4.6. BRUTO PLAĆE U FEDERACIJI BIH PO OPĆINAMA - nastavak
GROSS WAGES IN FEDERATION OF BIH BY MUNICIPALITIES - continued

Općine/*Municipalities*	2017	2018	2019	2020	2021
Srednjobosanski kanton	**1.049**	**1.091**	**1.146**	**1.178**	**1.227**
Bugojno	956	972	978	1.035	1.062
Busovača	1.093	1.149	1.177	1.221	1.225
Dobretići	1.628	1.682	1.614	1.625	1.666
Donji Vakuf	1.040	1.107	1.216	1.158	1.228
Fojnica	1.160	1.204	1.207	1.180	1.229
Gornji Vakuf - Uskoplje	1.004	1.028	1.009	1.027	1.094
Jajce	1.312	1.384	1.417	1.457	1.518
Kiseljak	964	1.037	1.076	1.108	1.162
Kreševo	1.249	1.332	1.348	1.420	1.449
Novi Travnik	1.170	1.176	1.208	1.237	1.311
Travnik	1.011	1.050	1.159	1.204	1.240
Vitez	962	1.007	1.058	1.084	1.139
Hercegovačko-neretvanski kanton	**1.455**	**1.495**	**1.561**	**1.589**	**1.689**
Grad Čapljina	1.247	1.283	1.280	1.342	1.402
Čitluk	939	995	1.027	1.048	1.121
Jablanica	1.455	1.459	1.491	1.548	1.609
Konjic	1.228	1.261	1.362	1.371	1.464
Grad Mostar	1.621	1.658	1.724	1.755	1.869
Neum	1.255	1.307	1.360	1.313	1.332
Prozor	1.332	1.358	1.437	1.503	1.556
Ravno	2.048	1.837	1.793	1.842	1.661
Stolac	1.185	1.228	1.254	1.303	1.287
Zapadnohercegovački kanton	**1.203**	**1.216**	**1.319**	**1.340**	**1.393**
Grude	1.419	1.437	1.574	1.570	1.604
Grad Ljubuški	1.273	1.288	1.418	1.396	1.393
Posušje	1.015	1.070	1.156	1.205	1.241
Grad Široki Brijeg	1.153	1.147	1.222	1.261	1.366
Kanton Sarajevo	**1.633**	**1.702**	**1.794**	**1.836**	**1.962**
Centar Sarajevo	1.896	1.988	2.132	2.160	2.285
Hadžići	1.302	1.353	1.405	1.468	1.605
Ilidža	1.348	1.410	1.483	1.486	1.609
Ilijaš	1.002	1.037	1.070	1.109	1.194
Novi Grad Sarajevo	1.418	1.501	1.542	1.567	1.667
Novo Sarajevo	1.831	1.908	2.012	2.069	2.217
Stari Grad Sarajevo	1.610	1.626	1.780	1.897	2.081
Trnovo	1.183	1.456	1.558	1.577	1.684
Vogošća	1.206	1.264	1.261	1.353	1.471
Kanton 10	**1.331**	**1.350**	**1.361**	**1.423**	**1.451**
Bosansko Grahovo	1.673	1.662	1.789	1.848	1.415
Drvar	1.181	1.154	1.029	1.057	1.129
Glamoč	1.396	1.278	1.013	1.058	1.114
Kupres	1.490	1.514	1.563	1.699	1.713
Grad Livno	1.419	1.461	1.459	1.531	1.567
Tomislavgrad	1.165	1.199	1.228	1.250	1.287

9 771512 510608