

PREDŠKOLSKO OBRAZOVANJE
PRESCHOOL EDUCATION
2021



STATISTIČKI BILTEN
342 STATISTICAL BULLETIN 342

Sarajevo, 2022.

PREDŠKOLSKO OBRAZOVANJE
PRESCHOOL EDUCATION
2021

342 STATISTIČKI BILTEN **342**
STATISTICAL BULLETIN

Sarajevo, 2022.

Izdavač: Federalni zavod za statistiku, Zelenih beretki 26, 71000 Sarajevo

Publisher: Institute for statistics of FBiH, Zelenih beretki 26, 71000 Sarajevo

Telefon/Phone/Faks: +387 33 20 64 52

Elektronska pošta/E-mail: fedstat@fzs.ba

Internetska stranica/Web site: <http://www.fzs.ba>

Odgovara direktor: Doc. dr. Emir Kremić

Person responsible: Assis.Prof. Dr. Emir Kremić, Director General

Urednički odbor:

Editorial:

Šemso Šurković, Amer Korić, Hidaeta Čolović, Sanja Ambrožić, Zehra Kaba,
Belmira Hadžiabdić, Sanela Čengić, Dijana Simanić

Pripremio: Elvin Šetkić i Halima Nakić

Prepared by:

Molimo korisnike da prilikom korišćenja podataka navedu izvor

Users are kindly requested to state the source

Obavijesti daje Odsjek za odnose s javnošću

Information is available at the Department of Public Relations

Telefon/Phone: +387 33 21 50 43

Pretplata publikacija/Subscription: +387 33 21 50 43

PREDGOVOR

Bilten "Predškolsko obrazovanje" je publikacija Federalnog zavoda za statistiku koja na sveobuhvatan način obezbjeđuje podatke o broju i kapacitetu predškolskih ustanova, broju vaspitnih grupa i zaposlenih koji provode program predškolskog vaspitanja i obrazovanja.

Podaci su rezultat obrade redovnih godišnjih izvještaja iz oblasti predškolskog obrazovanja.

U cilju boljeg razumijevanja podataka prezentiranih u ovom Biltenu, korisnike podataka upućujemo na Metodološka objašnjenja koja su sastavni dio ovog Biltena.

Federalni zavod za statistiku će prihvatiti sve prijedloge i sugestije korisnika podataka kao izraz dobre namjere za unaprijeđenje i poboljšanje sljedećih izdanja.

Sarajevo, april 2022

DIREKTOR

Doc. dr. Emir Kremić

FOREWORD

The Bulletin "Pre-school education" is a publication of the Institute for Statistics of FB&H providing the overview of statistical data on the number and capacity of the preschool institutions, number of educational groups and employees that realize preschool education programme.

These data are result of the process of regular annual reports in the field of pre-school education.

The users of our data are referd to the Methodological explanations which are the part of the Bulletin, for better understanding of data.

The Institute for Statistics of FB&H will accept any comments and suggestions of data users as the expression of good purpose for improving the next editions.

Sarajevo, April 2022

DIRECTOR

Assist. Prof. Emir Kremić

SADRŽAJ
CONTENTS

| | |
|------------------------------|---|
| PREDGOVOR | 3 |
| <i>FOREWORD</i> | |
| METODOLOŠKA OBJAŠNENJA | 7 |
| <i>EXPLANATION AND NOTES</i> | |

PREDŠKOLSKO OBRAZOVANJE U FBIH U 2021. GODINI
PRESCHOOL EDUCATION IN FEDERATION OF BIH, 2021

| | |
|--|----|
| 1. PREDŠKOLSKO OBRAZOVANJE U FEDERACIJI BIH | 9 |
| <i>PRESCHOOL EDUCATION IN FEDERATION OF BIH</i> | |
| 2. JAVNE I PRIVATNE PREDŠKOLSKE USTANOVE | 11 |
| <i>PUBLIC AND PRIVATE PRE-SCHOOL INSTITUTIONS</i> | |
| 3. BROJ DJECE PREMA GODINAMA ROĐENJA I SPOLU | 19 |
| <i>CHILDREN BY THE AGE OF BIRTH AND SEX</i> | |
| 4. BROJ DJECE PREMA UZRASTU I SPOLU, BROJ ODGOJNIH GRUPA | 26 |
| <i>NUMBER OF CHILDREN BY AGE AND SEX , NUMBER OF UPBRINGING GROUPS</i> | |
| 5. DJECA PREMA ZAPOSLENOSTI RODITELJA | 33 |
| <i>CHILDREN BY PARENTS EMPLOYMENT</i> | |
| 6. DJECA PREMA VISINI UPLATE BORAVKA | 36 |
| <i>CHILDREN ACCORDING TO THE AMONNT PAID STAY</i> | |
| 7. BROJ ZAPOSLENIKA U PREDŠKOLSKIM USTANOVAMA | 38 |
| <i>NUMBER OF EMPLOYEES IN PRESCHOOL INSTITUTIONS</i> | |
| 8. BROJ ZAPOSLENIKA U PREDŠKOLSKIM USTANOVAMA PREMA STAROSNIM GRUPAMA I POLU | 41 |
| <i>NUMBER OF EMPLOYEES IN PRE-SCHOOL INSTITUIONS BY AGE GROUP AND SEX</i> | |
| 9. DJECA PREMA ODGOJNIM GRUPAMA U JASLICAMA PREMA STAROSTI I SPOLU | 45 |
| <i>CHILDREN ACCORDING TO EDUCATION GROUPS IN THE CHILDERS CRECHES BY AGE AND SEX</i> | |
| 10. BROJ ZAPOSLENIKA U ODGOJNIM GRUPAMA U JASLICAMA | 47 |
| <i>NUMBER OF EMPLOYEES IN EDUCATIONAL GROUPS IN NURSERIES</i> | |

METODOLOŠKA OBJAŠNJENJA

Cilj statistike predškolskog vaspitanja i obrazovanja jeste da obezbjedi podatke o broju i kapacitetu predškolskih ustanova broju vaspitnih grupa i zaposlenih koji provode program predškolskog vaspitanja i obrazovanja.

Ovim istraživanjem dobijaju se podaci o broju i vrsti predškolskih ustanova, obliku svojine, broju vaspitnih grupa, uzrastu i spolu djece, djeci - korisnicima prema broju djece u porodici, djeci prema zaposlenosti roditelja i zaposlenima prema starosti i spolu.

Podaci o boravku djece i vaspitno-obrazovnom radu sa djecom u predškolskim ustanovama prikupljaju se Godišnjim izvještajem za predškolske ustanove - obrazac PŠV.

Godišnjim izvještajem obuhvaćene su javne i privatne predškolske ustanove, kao i druge ustanove u kojima se primjenjuju programi predškolskog vaspitanja i obrazovanja, na dan 1. oktobra.

Predškolsko vaspitanje i obrazovanje je djelatnost koja obuhvata vaspitanje i obrazovanje, njegu i zaštitu djece starosti od šest mjeseci do polaska u osnovnu školu i obavlja se u javnim i privatnim predškolskim ustanovama.

Rad sa djecom u predškolskim ustanovama organizuje se u vaspitnim grupama prema uzrastu djece. Vaspitne grupe mogu biti jaslčke, za djecu starosti od šest mjeseci do tri godine, vrtičke, za djecu starosti od tri godine do polaska u školu, i mješovite grupe za djecu različitog uzrasta.

Nova statistička metodologija u predškolskom obrazovanju je u skladu sa UOE metodologijom i ostalim EUROSTAT standardima u ovoj oblasti.

ISCED 2011-Međunarodna standardna klasifikacija obrazovanja koristi se prema preporuci UNESCO-a, OECD-a, EUROSTAT-a i drugih međunarodnih organizacija za prikazivanje svih podataka o obrazovanju i omogućuje usporedivost podataka o obrazovanju na međunarodnom nivou/razini.

Stupnjevi/stepeni obrazovanja, koji odgovaraju u školskom sistemu Federacije Bosne i Hercegovine su:

ISCED 0 - rano djetinjstvo - obrazovni razvoj (u dobi od 0 do 2 godine) i predškolsko obrazovanje (namijenjen djeci u dobi od 3 godine do početka osnovnog obrazovanja)

ISCED 1 - niže osnovno obrazovanje od I - IV razreda prema osmogodišnjem programu; odnosno od I - V razreda prema devetogodišnjem programu obrazovanja;

EXPLANATION AND NOTES

The objective of the statistics of preschool education is to provide data on the number and capacity of preschool institutions, number of educational groups and employees that realize preschool educational programme.

This survey provides data on the number and type of preschool establishments, form of ownership, number of educational groups, children s by age and sex, children - users by number of children in the family, children by employment of parents and employees by age and sex.

Data on childrens stay and educational work with children in pre-school institutions are collected through the Annual report on pre-school institutions-form PŠV.

Annual report covers public and private pre-school institutions, as well as other institutions which apply programmes of pre-school education, as on 1st October.

Pre-school upbringing and education is an activity that includes upbringing and education, care and protection of children from six months of age until the beginning of their school education. It is performed in public and private pre-school institutions.

Work with children in pre-school institutions is organised in educational groups by age of children. Educational groups can be creche groups for children from six months until three years of age, kindergarten groups for children from three years of age until the beginning of their school education, and mixed groups for children of various age.

A new statistical methodology in the field of pre-school education complies with the UOE methodology and with other EUROSTATs standards in this field.

ISCED 2011 - International Standard Classification of Education - is being used as recommended by UNESCO, OECD, EUROSTAT and other international organisations for presenting all data on education, enabling their comparison on the international level.

The levels of education in the Federation educational System are as follows:

ISCED 0 - Early childhood education

ISCED 1 - Primary education (first four - eight year school programme or first five - nine year school programme);

ISCED 2 - više osnovno obrazovanje od V - VIII razreda prema osmogodišnjem programu; odnosno od VI - IX razreda prema devetogodišnjem programu obrazovanja;

ISCED 2 - Lower secondary education (last four years of basic education);

ISCED 3 - srednje obrazovanje;

ISCED 3 - Upper secondary education;

ISCED 4 - postsrednje obrazovanje koje nije visoko obrazovanje (specijalistički programi za odrasle)

ISCED 4 - Post-secondary education non-tertiary education (specialized programs for adults)

ISCED 5 - više obrazovanje po starom načinu studiranja (VI stepen)

ISCED 5 - Short-cycle tertiary education

ISCED 6 - VII stepen po starom programu studiranja (trajanje 4-5 godina), I ciklus po novom programu.

ISCED 6 - Bachelor's or equivalent level

ISCED 7 - visoko obrazovanje po starom programu VII stepen (trajanje 5-6 godina), II ciklus "master" po novom programu i integrirani I i II ciklus po novom programu.

ISCED 7 - Master's or equivalent level

ISCED 8 - naučni/znanstveni stepen - doktorat

ISCED 8 - Doctoral or equivalent level

Od školske 2014./2015. godine podaci o obrazovanju u FBiH su u skladu sa ISCED 2011 - Međunarodnom standardnom klasifikacijom obrazovanja.

Data on education in FB&H are in accordance with ISCED 2011 - International Standard Classification of Education from school year 2014/2015.

Detaljnije informacije se mogu naći na web stranici Federalnog zavoda za statistiku <http://www.fzs.ba> ili u biblioteci.

More information can be found on the website of the Institute for statistics of FB&H <http://www.fzs.ba>, or in the library of the Institute for statistics of FB&H.

ZNAKOVI

- nema pojave
- ... ne raspoložbe se podatkom

SYMBOLS

- no appearance
- ... no available data

1. PREDŠKOLSKO OBRAZOVANJE U FEDERACIJI BIH
PRESCHOOL EDUCATION IN FEDERATION OF BIH

| | Broj predškolskih ustanova <i>Number of pre-school institution</i> | Broj djece u predškolskim ustanovama <i>Number of children in pre-school institutions</i> | | Zaposleni u predškolskim ustanovama <i>Employees in pre-school institutions</i> | | Broj jaslica <i>Number of nurseries</i> | Broj djece u odgojnim grupama u jaslicama <i>Number of children in educational groups in nurseries</i> | | Zaposleni u u odgojnim grupama u jaslicama <i>Number of employees in educational groups in nurseries</i> | |
|--|---|--|-------------------------|--|-------------------------|--|---|-------------------------|---|-------------------------|
| | | svega <i>All</i> | ženski <i>Female</i> | svega <i>All</i> | ženski <i>Female</i> | | svega <i>All</i> | ženski <i>Female</i> | svega <i>All</i> | ženski <i>Female</i> |

FEDERACIJA BIH
FEDERATION OF B&H

| | | | | | | | | | | |
|--------------------|------------|--------------|-------------|-------------|-------------|------------|-------------|-------------|------------|------------|
| 2017./2018. | 197 | 15093 | 7243 | 1992 | 1868 | 112 | 2710 | 1297 | 372 | 361 |
| 2018./2019. | 195 | 15722 | 7547 | 2074 | 1951 | 115 | 3111 | 1478 | 395 | 387 |
| 2019./2020. | 208 | 16756 | 8086 | 2307 | 2180 | 124 | 3249 | 1564 | 500 | 483 |
| 2020./2021. | 214 | 15675 | 7455 | 2406 | 2269 | 126 | 3039 | 1460 | 499 | 474 |
| 2021./2022. | 229 | 18236 | 8791 | 2717 | 2560 | 157 | 4419 | 2101 | 588 | 575 |

UNSKO-SANSKI KANTON

| | | | | | | | | | | |
|--------------------|-----------|-------------|------------|------------|------------|-----------|------------|------------|-----------|-----------|
| 2017./2018. | 16 | 1398 | 630 | 203 | 187 | 15 | 331 | 142 | 36 | 36 |
| 2018./2019. | 16 | 1428 | 622 | 212 | 196 | 16 | 354 | 160 | 40 | 39 |
| 2019./2020. | 18 | 1453 | 647 | 226 | 211 | 17 | 335 | 159 | 38 | 37 |
| 2020./2021. | 17 | 1313 | 614 | 220 | 201 | 16 | 321 | 151 | 53 | 48 |
| 2021./2022. | 17 | 1451 | 700 | 240 | 220 | 16 | 316 | 150 | 50 | 48 |

KANTON POSAVSKI

| | | | | | | | | | | |
|--------------------|----------|------------|-----------|-----------|-----------|----------|-----------|-----------|-----------|-----------|
| 2017./2018. | 3 | 158 | 74 | 28 | 26 | 2 | 19 | 10 | 4 | 4 |
| 2018./2019. | 3 | 165 | 89 | 28 | 26 | 2 | 26 | 13 | 7 | 7 |
| 2019./2020. | 3 | 179 | 96 | 30 | 27 | 3 | 36 | 23 | 20 | 17 |
| 2020./2021. | 3 | 169 | 100 | 33 | 30 | 3 | 37 | 18 | 14 | 12 |
| 2021./2022. | 3 | 176 | 98 | 33 | 31 | 3 | 36 | 17 | 15 | 15 |

TUZLANSKI KANTON

| | | | | | | | | | | |
|--------------------|-----------|-------------|-------------|------------|------------|-----------|------------|------------|-----------|-----------|
| 2017./2018. | 23 | 2484 | 1195 | 304 | 271 | 13 | 384 | 195 | 42 | 40 |
| 2018./2019. | 23 | 2492 | 1214 | 312 | 283 | 15 | 427 | 205 | 39 | 39 |
| 2019./2020. | 25 | 2627 | 1286 | 340 | 310 | 14 | 416 | 200 | 41 | 41 |
| 2020./2021. | 27 | 2487 | 1194 | 368 | 338 | 13 | 350 | 174 | 40 | 40 |
| 2021./2022. | 30 | 2806 | 1392 | 429 | 400 | 21 | 559 | 283 | 56 | 56 |

ZENIČKO-DOBOJSKI KANTON

| | | | | | | | | | | |
|--------------------|-----------|-------------|------------|------------|------------|-----------|------------|------------|-----------|-----------|
| 2017./2018. | 33 | 2017 | 1019 | 276 | 261 | 25 | 555 | 282 | 69 | 68 |
| 2018./2019. | 31 | 2255 | 1129 | 288 | 274 | 22 | 581 | 279 | 64 | 64 |
| 2019./2020. | 30 | 2192 | 1070 | 302 | 289 | 21 | 549 | 254 | 83 | 80 |
| 2020./2021. | 29 | 1827 | 871 | 293 | 281 | 21 | 446 | 193 | 86 | 83 |
| 2021./2022. | 31 | 2037 | 993 | 328 | 320 | 28 | 580 | 297 | 81 | 78 |

BOSANSKO-PODRINJSKI KANTON

| | | | | | | | | | | |
|--------------------|----------|------------|-----------|-----------|-----------|----------|----------|----------|----------|----------|
| 2017./2018. | 2 | 155 | 71 | 33 | 28 | 1 | 18 | 5 | 2 | 2 |
| 2018./2019. | 2 | 165 | 75 | 37 | 32 | - | - | - | - | - |
| 2019./2020. | 2 | 176 | 80 | 33 | 28 | - | - | - | - | - |
| 2020./2021. | 1 | 169 | 76 | 34 | 29 | - | - | - | - | - |
| 2021./2022. | 1 | 192 | 85 | 37 | 31 | - | - | - | - | - |

SREDNJOBOSANSKI KANTON

| | | | | | | | | | | |
|--------------------|-----------|-------------|------------|------------|------------|-----------|------------|------------|-----------|-----------|
| 2017./2018. | 17 | 1034 | 475 | 130 | 124 | 11 | 172 | 94 | 28 | 27 |
| 2018./2019. | 16 | 1094 | 561 | 130 | 122 | 11 | 214 | 103 | 28 | 27 |
| 2019./2020. | 16 | 1210 | 603 | 139 | 131 | 11 | 249 | 129 | 36 | 35 |
| 2020./2021. | 16 | 988 | 484 | 144 | 135 | 10 | 144 | 81 | 25 | 24 |
| 2021./2022. | 18 | 1299 | 642 | 160 | 150 | 11 | 298 | 157 | 43 | 41 |

1. PREDŠKOLSKO OBRAZOVANJE U FEDERACIJI BIH

(nastavak)

PRESCHOOL EDUCATION IN FEDERATION OF BIH

(continued)

| | Broj predškolskih ustanova Number of pre-school institution | Broj djece u predškolskim ustanovama Number of children in pre-school institutions | | Zaposleni u predškolskim ustanovama Employees in pre-school institutions | | Broj jaslica Number of nurseries | Broj djece u odgojnim grupama u jaslicama Number of children in educational groups in nurseries | | Zaposleni u u odgojnim grupama u jaslicama Number of employees in educational groups in nurseries | |
|--|--|---|------------------|---|------------------|-------------------------------------|--|------------------|--|------------------|
| | | svega All | ženski Female | svega All | ženski Female | | svega All | ženski Female | svega All | ženski Female |

HERCEGOVAČKO-NERETVANSKI KANTON

| | | | | | | | | | | |
|--------------------|-----------|-------------|-------------|------------|------------|-----------|------------|------------|-----------|-----------|
| 2017./2018. | 27 | 2317 | 1180 | 280 | 270 | 13 | 294 | 147 | 61 | 60 |
| 2018./2019. | 26 | 2519 | 1249 | 290 | 281 | 15 | 367 | 178 | 65 | 64 |
| 2019./2020. | 27 | 2418 | 1221 | 319 | 310 | 15 | 352 | 180 | 75 | 74 |
| 2020./2021. | 27 | 2030 | 1010 | 312 | 301 | 15 | 310 | 150 | 57 | 57 |
| 2021./2022. | 29 | 2429 | 1163 | 337 | 326 | 19 | 552 | 252 | 71 | 71 |

ZAPADNOHERCEGOVAČKI KANTON

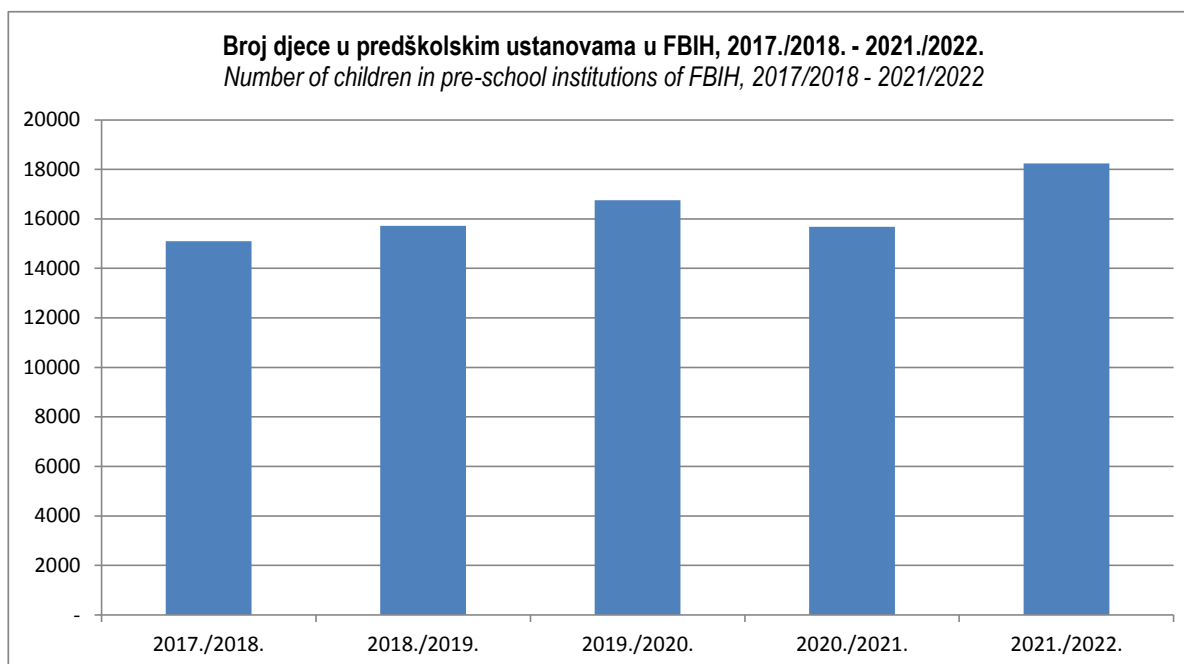
| | | | | | | | | | | |
|--------------------|-----------|-------------|------------|------------|------------|-----------|------------|------------|-----------|-----------|
| 2017./2018. | 17 | 901 | 457 | 110 | 107 | 9 | 160 | 77 | 29 | 28 |
| 2018./2019. | 18 | 991 | 514 | 122 | 118 | 10 | 227 | 109 | 32 | 32 |
| 2019./2020. | 20 | 1110 | 539 | 140 | 137 | 11 | 209 | 97 | 35 | 34 |
| 2020./2021. | 20 | 916 | 433 | 143 | 140 | 11 | 216 | 110 | 30 | 30 |
| 2021./2022. | 20 | 1164 | 559 | 166 | 161 | 17 | 303 | 139 | 38 | 37 |

KANTON SARAJEVO

| | | | | | | | | | | |
|--------------------|-----------|-------------|-------------|------------|------------|-----------|-------------|------------|------------|------------|
| 2017./2018. | 52 | 4221 | 1937 | 564 | 534 | 20 | 691 | 299 | 93 | 88 |
| 2018./2019. | 53 | 4204 | 1893 | 592 | 560 | 21 | 823 | 379 | 112 | 107 |
| 2019./2020. | 61 | 5001 | 2356 | 725 | 687 | 29 | 1018 | 496 | 164 | 157 |
| 2020./2021. | 68 | 5454 | 2522 | 796 | 755 | 34 | 1160 | 559 | 184 | 170 |
| 2021./2022. | 72 | 6183 | 2931 | 907 | 846 | 38 | 1702 | 765 | 223 | 218 |

KANTON 10

| | | | | | | | | | | |
|--------------------|----------|------------|------------|-----------|-----------|----------|-----------|-----------|-----------|-----------|
| 2017./2018. | 7 | 408 | 205 | 64 | 60 | 3 | 86 | 46 | 8 | 8 |
| 2018./2019. | 7 | 409 | 201 | 63 | 59 | 3 | 92 | 52 | 8 | 8 |
| 2019./2020. | 6 | 390 | 188 | 53 | 50 | 3 | 85 | 26 | 8 | 8 |
| 2020./2021. | 6 | 322 | 151 | 63 | 59 | 3 | 55 | 24 | 10 | 10 |
| 2021./2022. | 8 | 499 | 228 | 80 | 75 | 4 | 73 | 41 | 11 | 11 |



2. JAVNE I PRIVATNE PREDŠKOLSKE USTANOVE
PUBLIC AND PRIVATE PRESCHOOL INSTITUTIONS

| KANTONI I VRSTA SVOJINE CANTONS AND TYPE OF OWNERSHIP | Broj ustanova Number of institutions | Broj djece Number of children | | Od toga: djeca sa posebnim potrebama Thereof: children with special needs | | Zaposleni Employees | | Broj djece na jednog odgajatelja Number of children per educator | Djeca koja nisu pri- mljena zbog popu- njenog kapaciteta Children not enrolled due to lack of capacities |
|--|---|---|------------------|--|------------------|----------------------------|------------------|---|--|
| | | svega All | ženski Female | svega All | ženski Female | svega All | ženski Female | | |

FEDERACIJA BiH

FEDERATION B&H

| | | | | | | | | | |
|--------------------|-----|-------|------|-----|----|------|------|----|------|
| Ukupno / Total | 229 | 18236 | 8791 | 244 | 71 | 2717 | 2560 | 12 | 4750 |
| Javne / Public | 121 | 10620 | 5073 | 200 | 55 | 1639 | 1546 | 12 | 4200 |
| Privatne / Private | 108 | 7616 | 3718 | 44 | 16 | 1078 | 1014 | 13 | 550 |

UNSKO-SANSKI

| | | | | | | | | | |
|--------------------|----|------|-----|----|---|-----|-----|----|-----|
| Ukupno / Total | 17 | 1451 | 700 | 10 | - | 240 | 220 | 13 | 514 |
| Javne / Public | 9 | 1044 | 499 | 10 | - | 189 | 173 | 12 | 490 |
| Privatne / Private | 8 | 407 | 201 | - | - | 51 | 47 | 15 | 24 |

Bosanska Krupa

| | | | | | | | | | |
|--------------------|---|-----|----|---|---|----|----|----|----|
| Ukupno / Total | 1 | 108 | 48 | - | - | 19 | 18 | 12 | 61 |
| Javne / Public | 1 | 108 | 48 | - | - | 19 | 18 | 12 | 61 |
| Privatne / Private | - | - | - | - | - | - | - | - | - |

Bosanski Petrovac

| | | | | | | | | | |
|--------------------|---|----|----|---|---|----|----|----|----|
| Ukupno / Total | 1 | 40 | 22 | - | - | 13 | 12 | 10 | 40 |
| Javne / Public | 1 | 40 | 22 | - | - | 13 | 12 | 10 | 40 |
| Privatne / Private | - | - | - | - | - | - | - | - | - |

Bužim

| | | | | | | | | | |
|--------------------|---|----|----|---|---|----|---|----|----|
| Ukupno / Total | 1 | 66 | 33 | 2 | - | 11 | 8 | 13 | 15 |
| Javne / Public | 1 | 66 | 33 | 2 | - | 11 | 8 | 13 | 15 |
| Privatne / Private | - | - | - | - | - | - | - | - | - |

Grad Bihać

| | | | | | | | | | |
|--------------------|---|-----|-----|---|---|----|----|----|-----|
| Ukupno / Total | 7 | 645 | 293 | 7 | - | 98 | 89 | 14 | 124 |
| Javne / Public | 2 | 367 | 158 | 7 | - | 64 | 59 | 13 | 110 |
| Privatne / Private | 5 | 278 | 135 | - | - | 34 | 30 | 15 | 14 |

Grad Cazin

| | | | | | | | | | |
|--------------------|---|-----|-----|---|---|----|----|----|-----|
| Ukupno / Total | 2 | 202 | 103 | 1 | - | 31 | 30 | 13 | 172 |
| Javne / Public | 1 | 153 | 78 | 1 | - | 26 | 25 | 12 | 172 |
| Privatne / Private | 1 | 49 | 25 | - | - | 5 | 5 | 25 | - |

Ključ

| | | | | | | | | | |
|--------------------|---|----|----|---|---|----|----|---|---|
| Ukupno / Total | 1 | 53 | 27 | - | - | 12 | 10 | 9 | - |
| Javne / Public | 1 | 53 | 27 | - | - | 12 | 10 | 9 | - |
| Privatne / Private | - | - | - | - | - | - | - | - | - |

Sanski Most

| | | | | | | | | | |
|--------------------|---|-----|----|---|---|----|----|----|----|
| Ukupno / Total | 1 | 148 | 82 | - | - | 25 | 23 | 16 | 12 |
| Javne / Public | 1 | 148 | 82 | - | - | 25 | 23 | 16 | 12 |
| Privatne / Private | - | - | - | - | - | - | - | - | - |

Velika Kladuša

| | | | | | | | | | |
|--------------------|---|-----|----|---|---|----|----|----|----|
| Ukupno / Total | 3 | 189 | 92 | - | - | 31 | 30 | 11 | 90 |
| Javne / Public | 1 | 109 | 51 | - | - | 19 | 18 | 11 | 80 |
| Privatne / Private | 2 | 80 | 41 | - | - | 12 | 12 | 11 | 10 |

2. JAVNE I PRIVATNE PREDŠKOLSKE USTANOVE
PUBLIC AND PRIVATE PRESCHOOL INSTITUTIONS

(nastavak)
(continued)

| KANTONI I VRSTA SVOJINE CANTONS AND TYPE OF OWNERSHIP | Broj ustanova Number of institutions | Broj djece Number of children | | Od toga: djeca sa posebnim potrebama Thereof: children with special needs | | Zaposleni Employees | | Broj djece na jednog odgajatelja Number of children per educator | Djeca koja nisu pri- mljena zbog popu- njenog kapaciteta Children not enrolled due to lack of capacities |
|--|---|---|------------------|--|------------------|----------------------------|------------------|---|--|
| | | svega All | ženski Female | svega All | ženski Female | svega All | ženski Female | | |
| POSAVSKI | | | | | | | | | |
| Ukupno / Total | 3 | 176 | 98 | - | - | 33 | 31 | 8 | 53 |
| Javne / Public | 3 | 176 | 98 | - | - | 33 | 31 | 8 | 53 |
| Privatne / Private | - | - | - | - | - | - | - | - | - |
| Domaljevac-Šamac | | | | | | | | | |
| Ukupno / Total | 1 | 27 | 20 | - | - | 9 | 9 | 5 | 3 |
| Javne / Public | 1 | 27 | 20 | - | - | 9 | 9 | 5 | 3 |
| Privatne / Private | - | - | - | - | - | - | - | - | - |
| Odžak | | | | | | | | | |
| Ukupno / Total | 1 | 73 | 36 | - | - | 9 | 8 | 15 | 10 |
| Javne / Public | 1 | 73 | 36 | - | - | 9 | 8 | 15 | 10 |
| Privatne / Private | - | - | - | - | - | - | - | - | - |
| Orašje | | | | | | | | | |
| Ukupno / Total | 1 | 76 | 42 | - | - | 15 | 14 | 8 | 40 |
| Javne / Public | 1 | 76 | 42 | - | - | 15 | 14 | 8 | 40 |
| Privatne / Private | - | - | - | - | - | - | - | - | - |
| TUZLANSKI | | | | | | | | | |
| Ukupno / Total | 30 | 2806 | 1392 | 1 | 1 | 429 | 400 | 12 | 229 |
| Javne / Public | 21 | 2036 | 999 | 1 | 1 | 327 | 303 | 11 | 224 |
| Privatne / Private | 9 | 770 | 393 | - | - | 102 | 97 | 13 | 5 |
| Banovići | | | | | | | | | |
| Ukupno / Total | 1 | 99 | 48 | - | - | 24 | 23 | 8 | - |
| Javne / Public | 1 | 99 | 48 | - | - | 24 | 23 | 8 | - |
| Privatne / Private | - | - | - | - | - | - | - | - | - |
| Doboj Istok | | | | | | | | | |
| Ukupno / Total | 1 | 51 | 23 | - | - | 12 | 11 | 7 | - |
| Javne / Public | 1 | 51 | 23 | - | - | 12 | 11 | 7 | - |
| Privatne / Private | - | - | - | - | - | - | - | - | - |
| Gračanica | | | | | | | | | |
| Ukupno / Total | 4 | 283 | 142 | - | - | 38 | 36 | 12 | 44 |
| Javne / Public | 3 | 221 | 119 | - | - | 30 | 28 | 12 | 44 |
| Privatne / Private | 1 | 62 | 23 | - | - | 8 | 8 | 12 | - |
| Gradačac | | | | | | | | | |
| Ukupno / Total | 2 | 259 | 127 | - | - | 40 | 37 | 15 | 26 |
| Javne / Public | 1 | 209 | 103 | - | - | 34 | 32 | 13 | 26 |
| Privatne / Private | 1 | 50 | 24 | - | - | 6 | 5 | 50 | - |
| Grad Tuzla | | | | | | | | | |
| Ukupno / Total | 15 | 1414 | 684 | 1 | 1 | 202 | 188 | 13 | - |
| Javne / Public | 11 | 979 | 455 | 1 | 1 | 145 | 133 | 12 | - |
| Privatne / Private | 4 | 435 | 229 | - | - | 57 | 55 | 14 | - |
| Kalesija | | | | | | | | | |
| Ukupno / Total | 1 | 130 | 73 | - | - | 17 | 15 | 13 | - |
| Javne / Public | - | - | - | - | - | - | - | - | - |
| Privatne / Private | 1 | 130 | 73 | - | - | 17 | 15 | 13 | - |

2. JAVNE I PRIVATNE PREDŠKOLSKE USTANOVE

(nastavak)

PUBLIC AND PRIVATE PRESCHOOL INSTITUTIONS

(continued)

| KANTONI I VRSTA SVOJINE CANTONS AND TYPE OF OWNERSHIP | Broj ustanova Number of institutions | Broj djece Number of children | | Od toga: djeca sa posebnim potrebama Thereof: children with special needs | | Zaposleni Employees | | Broj djece na jednog odgajatelja Number of children per educator | Djeca koja nisu pri- mljena zbog popu- njenog kapaciteta Children not enrolled due to lack of capacities |
|--|---|---|------------------|--|------------------|----------------------------|------------------|---|--|
| | | svega All | ženski Female | svega All | ženski Female | svega All | ženski Female | | |
| Kladanj | | | | | | | | | |
| Ukupno / Total | 1 | 38 | 21 | - | - | 6 | 6 | 13 | - |
| Javne / Public | 1 | 38 | 21 | - | - | 6 | 6 | 13 | - |
| Privatne / Private | - | - | - | - | - | - | - | - | - |
| Lukavac | | | | | | | | | |
| Ukupno / Total | 2 | 152 | 72 | - | - | 28 | 25 | 9 | 95 |
| Javne / Public | 1 | 100 | 49 | - | - | 22 | 19 | 9 | 90 |
| Privatne / Private | 1 | 52 | 23 | - | - | 6 | 6 | 9 | 5 |
| Srebrenik | | | | | | | | | |
| Ukupno / Total | 1 | 107 | 48 | - | - | 13 | 12 | 21 | 64 |
| Javne / Public | 1 | 107 | 48 | - | - | 13 | 12 | 21 | 64 |
| Privatne / Private | - | - | - | - | - | - | - | - | - |
| Živinice | | | | | | | | | |
| Ukupno / Total | 2 | 273 | 154 | - | - | 49 | 47 | 8 | - |
| Javne / Public | 1 | 232 | 133 | - | - | 41 | 39 | 8 | - |
| Privatne / Private | 1 | 41 | 21 | - | - | 8 | 8 | 7 | - |
| ZENIČKO - DOBOJSKI | | | | | | | | | |
| Ukupno / Total | 31 | 2037 | 993 | 16 | 6 | 328 | 320 | 14 | 310 |
| Javne / Public | 12 | 1012 | 505 | 16 | 6 | 175 | 169 | 13 | 197 |
| Privatne / Private | 19 | 1025 | 488 | - | - | 153 | 151 | 16 | 113 |
| Breza | | | | | | | | | |
| Ukupno / Total | 1 | 88 | 37 | 1 | - | 12 | 11 | 13 | - |
| Javne / Public | 1 | 88 | 37 | 1 | - | 12 | 11 | 13 | - |
| Privatne / Private | - | - | - | - | - | - | - | - | - |
| Doboj-Jug | | | | | | | | | |
| Ukupno / Total | 1 | 55 | 24 | - | - | 7 | 7 | 28 | - |
| Javne / Public | - | - | - | - | - | - | - | - | - |
| Privatne / Private | 1 | 55 | 24 | - | - | 7 | 7 | 28 | - |
| Grad Zenica | | | | | | | | | |
| Ukupno / Total | 10 | 610 | 276 | 6 | 3 | 108 | 108 | 12 | 26 |
| Javne / Public | 5 | 339 | 158 | 6 | 3 | 66 | 66 | 13 | - |
| Privatne / Private | 5 | 271 | 118 | - | - | 42 | 42 | 12 | 26 |
| Kakanj | | | | | | | | | |
| Ukupno / Total | 2 | 361 | 185 | 9 | 3 | 46 | 45 | 19 | 41 |
| Javne / Public | 1 | 176 | 88 | 9 | 3 | 31 | 30 | 12 | 41 |
| Privatne / Private | 1 | 185 | 97 | - | - | 15 | 15 | 46 | - |
| Maglaj | | | | | | | | | |
| Ukupno / Total | 3 | 165 | 78 | - | - | 25 | 24 | 14 | 10 |
| Javne / Public | 1 | 88 | 40 | - | - | 13 | 12 | 15 | 10 |
| Privatne / Private | 2 | 77 | 38 | - | - | 12 | 12 | 13 | - |
| Tešanj | | | | | | | | | |
| Ukupno / Total | 7 | 289 | 129 | - | - | 49 | 48 | 16 | 76 |
| Javne / Public | - | - | - | - | - | - | - | - | - |
| Privatne / Private | 7 | 289 | 129 | - | - | 49 | 48 | 16 | 76 |

2. JAVNE I PRIVATNE PREDŠKOLSKE USTANOVE
PUBLIC AND PRIVATE PRESCHOOL INSTITUTIONS

(nastavak)
(continued)

| KANTONI I VRSTA SVOJINE CANTONS AND TYPE OF OWNERSHIP | Broj ustanova Number of institutions | Broj djece Number of children | | Od toga: djeca sa posebnim potrebama Thereof: children with special needs | | Zaposleni Employees | | Broj djece na jednog odgajatelja Number of children per educator | Djeca koja nisu pri- mljena zbog popu- njenog kapaciteta Children not enrolled due to lack of capacities |
|--|---|---|------------------|--|------------------|----------------------------|------------------|---|--|
| | | svega All | ženski Female | svega All | ženski Female | svega All | ženski Female | | |
| Usora | | | | | | | | | |
| Ukupno / Total | 1 | 57 | 33 | - | - | 9 | 9 | 10 | - |
| Javne / Public | 1 | 57 | 33 | - | - | 9 | 9 | 10 | - |
| Privatne / Private | - | - | - | - | - | - | - | - | - |
| Vareš | | | | | | | | | |
| Ukupno / Total | 1 | 20 | 10 | - | - | 5 | 5 | 20 | 15 |
| Javne / Public | 1 | 20 | 10 | - | - | 5 | 5 | 20 | 15 |
| Privatne / Private | - | - | - | - | - | - | - | - | - |
| Visoko | | | | | | | | | |
| Ukupno / Total | 1 | 164 | 86 | - | - | 25 | 24 | 13 | 127 |
| Javne / Public | 1 | 164 | 86 | - | - | 25 | 24 | 13 | 127 |
| Privatne / Private | - | - | - | - | - | - | - | - | - |
| Zavidovići | | | | | | | | | |
| Ukupno / Total | 2 | 132 | 79 | - | - | 23 | 21 | 17 | 4 |
| Javne / Public | 1 | 80 | 53 | - | - | 14 | 12 | 16 | 4 |
| Privatne / Private | 1 | 52 | 26 | - | - | 9 | 9 | 17 | - |
| Žepče | | | | | | | | | |
| Ukupno / Total | 2 | 96 | 56 | - | - | 19 | 18 | 10 | 11 |
| Javne / Public | - | - | - | - | - | - | - | - | - |
| Privatne / Private | 2 | 96 | 56 | - | - | 19 | 18 | 10 | 11 |
| BOSANSKO-PODRINJSKI | | | | | | | | | |
| Ukupno / Total | 1 | 192 | 85 | - | - | 37 | 31 | 12 | 30 |
| Javne / Public | 1 | 192 | 85 | - | - | 37 | 31 | 12 | 30 |
| Privatne / Private | - | - | - | - | - | - | - | - | - |
| Grad Goražde | | | | | | | | | |
| Ukupno / Total | 1 | 192 | 85 | - | - | 37 | 31 | 12 | 30 |
| Javne / Public | 1 | 192 | 85 | - | - | 37 | 31 | 12 | 30 |
| Privatne / Private | - | - | - | - | - | - | - | - | - |
| SREDNJOBOSANSKI | | | | | | | | | |
| Ukupno / Total | 18 | 1299 | 642 | 11 | 2 | 160 | 150 | 16 | 133 |
| Javne / Public | 9 | 917 | 468 | 8 | 2 | 110 | 101 | 17 | 128 |
| Privatne / Private | 9 | 382 | 174 | 3 | - | 50 | 49 | 14 | 5 |
| Bugojno | | | | | | | | | |
| Ukupno / Total | 2 | 170 | 99 | - | - | 22 | 20 | 14 | 30 |
| Javne / Public | 1 | 158 | 93 | - | - | 19 | 17 | 16 | 30 |
| Privatne / Private | 1 | 12 | 6 | - | - | 3 | 3 | 6 | - |
| Donji Vakuf | | | | | | | | | |
| Ukupno / Total | 1 | 57 | 22 | - | - | 8 | 7 | 14 | 18 |
| Javne / Public | 1 | 57 | 22 | - | - | 8 | 7 | 14 | 18 |
| Privatne / Private | - | - | - | - | - | - | - | - | - |
| Fojnica | | | | | | | | | |
| Ukupno / Total | 1 | 60 | 28 | 1 | 1 | 7 | 6 | 30 | 5 |
| Javne / Public | 1 | 60 | 28 | 1 | 1 | 7 | 6 | 30 | 5 |
| Privatne / Private | - | - | - | - | - | - | - | - | - |

2. JAVNE I PRIVATNE PREDŠKOLSKE USTANOVE

(nastavak)

PUBLIC AND PRIVATE PRESCHOOL INSTITUTIONS

(continued)

| KANTONI I VRSTA SVOJINE CANTONS AND TYPE OF OWNERSHIP | Broj ustanova Number of institutions | Broj djece Number of children | | Od toga: djeca sa posebnim potrebama Thereof: children with special needs | | Zaposleni Employees | | Broj djece na jednog odgajatelja Number of children per educator | Djeca koja nisu pri- mljena zbog popu- njenog kapaciteta Children not enrolled due to lack of capacities |
|--|---|---|------------------|--|------------------|----------------------------|------------------|---|--|
| | | svega All | ženski Female | svega All | ženski Female | svega All | ženski Female | | |
| | | Gornji Vakuf - Uskoplje | | | | | | | |
| Ukupno / Total | 1 | 56 | 26 | 1 | - | 6 | 6 | 28 | 9 |
| Javne / Public | 1 | 56 | 26 | 1 | - | 6 | 6 | 28 | 9 |
| Privatne / Private | - | - | - | - | - | - | - | - | - |
| Jajce | | | | | | | | | |
| Ukupno / Total | 1 | 106 | 50 | 2 | 1 | 15 | 14 | 18 | 28 |
| Javne / Public | 1 | 106 | 50 | 2 | 1 | 15 | 14 | 18 | 28 |
| Privatne / Private | - | - | - | - | - | - | - | - | - |
| Kiseljak | | | | | | | | | |
| Ukupno / Total | 2 | 179 | 84 | - | - | 18 | 18 | 15 | - |
| Javne / Public | - | - | - | - | - | - | - | - | - |
| Privatne / Private | 2 | 179 | 84 | - | - | 18 | 18 | 15 | - |
| Kreševo | | | | | | | | | |
| Ukupno / Total | 1 | 52 | 24 | - | - | 6 | 5 | 26 | 13 |
| Javne / Public | 1 | 52 | 24 | - | - | 6 | 5 | 26 | 13 |
| Privatne / Private | - | - | - | - | - | - | - | - | - |
| Novi Travnik | | | | | | | | | |
| Ukupno / Total | 3 | 207 | 113 | - | - | 26 | 25 | 16 | 15 |
| Javne / Public | 1 | 126 | 71 | - | - | 14 | 14 | 18 | 10 |
| Privatne / Private | 2 | 81 | 42 | - | - | 12 | 11 | 14 | 5 |
| Travnik | | | | | | | | | |
| Ukupno / Total | 4 | 263 | 119 | - | - | 34 | 33 | 13 | 15 |
| Javne / Public | 1 | 172 | 84 | - | - | 20 | 19 | 13 | 15 |
| Privatne / Private | 3 | 91 | 35 | - | - | 14 | 14 | 13 | - |
| Vitez | | | | | | | | | |
| Ukupno / Total | 2 | 149 | 77 | 7 | - | 18 | 16 | 15 | - |
| Javne / Public | 1 | 130 | 70 | 4 | - | 15 | 13 | 14 | - |
| Privatne / Private | 1 | 19 | 7 | 3 | - | 3 | 3 | 19 | - |
| HERCEGOVAČKO - NERETVANSKI | | | | | | | | | |
| Ukupno / Total | 29 | 2429 | 1163 | 62 | 16 | 337 | 326 | 12 | 296 |
| Javne / Public | 19 | 1443 | 657 | 48 | 8 | 214 | 209 | 12 | 196 |
| Privatne / Private | 10 | 986 | 506 | 14 | 8 | 123 | 117 | 13 | 100 |
| Čapljina | | | | | | | | | |
| Ukupno / Total | 2 | 281 | 152 | 2 | - | 38 | 36 | 11 | 32 |
| Javne / Public | 1 | 226 | 119 | 2 | - | 34 | 32 | 11 | 29 |
| Privatne / Private | 1 | 55 | 33 | - | - | 4 | 4 | 14 | 3 |
| Čitluk | | | | | | | | | |
| Ukupno / Total | 2 | 238 | 100 | 1 | 1 | 33 | 32 | 11 | 8 |
| Javne / Public | 1 | 141 | 64 | - | - | 13 | 13 | 14 | 8 |
| Privatne / Private | 1 | 97 | 36 | 1 | 1 | 20 | 19 | 8 | - |
| Grad Mostar | | | | | | | | | |
| Ukupno / Total | 19 | 1461 | 711 | 57 | 14 | 187 | 181 | 13 | 209 |
| Javne / Public | 12 | 687 | 306 | 44 | 7 | 95 | 94 | 12 | 125 |
| Privatne / Private | 7 | 774 | 405 | 13 | 7 | 92 | 87 | 14 | 84 |

2. JAVNE I PRIVATNE PREDŠKOLSKE USTANOVE

(nastavak)

PUBLIC AND PRIVATE PRESCHOOL INSTITUTIONS

(continued)

| KANTONI I VRSTA SVOJINE CANTONS AND TYPE OF OWNERSHIP | Broj ustanova Number of institutions | Broj djece Number of children | | Od toga: djeca sa posebnim potrebama Thereof: children with special needs | | Zaposleni Employees | | Broj djece na jednog odgajatelja Number of children per educator | Djeca koja nisu pri- mljena zbog popu- njenog kapaciteta Children not enrolled due to lack of capacities |
|--|---|---|------------------|--|------------------|----------------------------|------------------|---|--|
| | | svega All | ženski Female | svega All | ženski Female | svega All | ženski Female | | |
| | | Jablanica | | | | | | | |
| Ukupno / Total | 1 | 82 | 36 | 2 | 1 | 17 | 17 | 16 | 7 |
| Javne / Public | 1 | 82 | 36 | 2 | 1 | 17 | 17 | 16 | 7 |
| Privatne / Private | - | - | - | - | - | - | - | - | - |
| Konjic | | | | | | | | | |
| Ukupno / Total | 2 | 135 | 65 | - | - | 20 | 18 | 14 | 23 |
| Javne / Public | 1 | 75 | 33 | - | - | 13 | 11 | 13 | 10 |
| Privatne / Private | 1 | 60 | 32 | - | - | 7 | 7 | 15 | 13 |
| Neum | | | | | | | | | |
| Ukupno / Total | 1 | 80 | 28 | - | - | 11 | 11 | 10 | - |
| Javne / Public | 1 | 80 | 28 | - | - | 11 | 11 | 10 | - |
| Privatne / Private | - | - | - | - | - | - | - | - | - |
| Prozor | | | | | | | | | |
| Ukupno / Total | 1 | 80 | 33 | - | - | 17 | 17 | 10 | 17 |
| Javne / Public | 1 | 80 | 33 | - | - | 17 | 17 | 10 | 17 |
| Privatne / Private | - | - | - | - | - | - | - | - | - |
| Stolac | | | | | | | | | |
| Ukupno / Total | 1 | 72 | 38 | - | - | 14 | 14 | 9 | - |
| Javne / Public | 1 | 72 | 38 | - | - | 14 | 14 | 9 | - |
| Privatne / Private | - | - | - | - | - | - | - | - | - |
| ZAPADNO- HERCEGOVAČKI | | | | | | | | | |
| Ukupno / Total | 20 | 1164 | 559 | 22 | 8 | 166 | 161 | 11 | 112 |
| Javne / Public | 4 | 430 | 209 | 17 | 7 | 76 | 71 | 10 | 12 |
| Privatne / Private | 16 | 734 | 350 | 5 | 1 | 90 | 90 | 11 | 100 |
| Grad Široki Brijeg | | | | | | | | | |
| Ukupno / Total | 7 | 464 | 220 | 6 | 5 | 65 | 64 | 10 | 37 |
| Javne / Public | 1 | 163 | 85 | 5 | 4 | 24 | 23 | 10 | 2 |
| Privatne / Private | 6 | 301 | 135 | 1 | 1 | 41 | 41 | 9 | 35 |
| Grude | | | | | | | | | |
| Ukupno / Total | 5 | 197 | 84 | - | - | 26 | 26 | 12 | 24 |
| Javne / Public | 1 | 90 | 30 | - | - | 15 | 15 | 11 | - |
| Privatne / Private | 4 | 107 | 54 | - | - | 11 | 11 | 13 | 24 |
| Ljubuški | | | | | | | | | |
| Ukupno / Total | 5 | 252 | 125 | 14 | 3 | 39 | 35 | 11 | 21 |
| Javne / Public | 1 | 87 | 44 | 10 | 3 | 24 | 20 | 7 | 10 |
| Privatne / Private | 4 | 165 | 81 | 4 | - | 15 | 15 | 15 | 11 |
| Posušje | | | | | | | | | |
| Ukupno / Total | 3 | 251 | 130 | 2 | - | 36 | 36 | 12 | 30 |
| Javne / Public | 1 | 90 | 50 | 2 | - | 13 | 13 | 15 | - |
| Privatne / Private | 2 | 161 | 80 | - | - | 23 | 23 | 11 | 30 |
| KANTON SARAJEVO | | | | | | | | | |
| Ukupno / Total | 72 | 6183 | 2931 | 112 | 36 | 907 | 846 | 12 | 2808 |
| Javne / Public | 38 | 3006 | 1395 | 99 | 31 | 419 | 401 | 12 | 2674 |
| Privatne / Private | 34 | 3177 | 1536 | 13 | 5 | 488 | 445 | 12 | 134 |

2. JAVNE I PRIVATNE PREDŠKOLSKE USTANOVE
PUBLIC AND PRIVATE PRESCHOOL INSTITUTIONS

(nastavak)
(continued)

| KANTONI I VRSTA SVOJINE CANTONS AND TYPE OF OWNERSHIP | Broj ustanova Number of institutions | Broj djece Number of children | | Od toga: djeca sa posebnim potrebama Thereof: children with special needs | | Zaposleni Employees | | Broj djece na jednog odgajatelja Number of children per educator | Djeca koja nisu pri- mljena zbog popu- njenog kapaciteta Children not enrolled due to lack of capacities |
|--|---|---|------------------|--|------------------|----------------------------|------------------|---|--|
| | | svega All | ženski Female | svega All | ženski Female | svega All | ženski Female | | |
| Centar Sarajevo | | | | | | | | | |
| Ukupno / Total | 15 | 948 | 447 | 27 | 10 | 133 | 128 | 14 | 504 |
| Javne / Public | 8 | 479 | 232 | 17 | 6 | 63 | 63 | 13 | 496 |
| Privatne / Private | 7 | 469 | 215 | 10 | 4 | 70 | 65 | 15 | 8 |
| Hadžići | | | | | | | | | |
| Ukupno / Total | 3 | 210 | 95 | - | - | 27 | 25 | 12 | 37 |
| Javne / Public | 1 | 78 | 37 | - | - | 9 | 9 | 13 | 37 |
| Privatne / Private | 2 | 132 | 58 | - | - | 18 | 16 | 11 | - |
| Ilidža | | | | | | | | | |
| Ukupno / Total | 10 | 884 | 435 | 4 | 2 | 132 | 127 | 14 | 237 |
| Javne / Public | 2 | 142 | 60 | 2 | 2 | 18 | 17 | 14 | 154 |
| Privatne / Private | 8 | 742 | 375 | 2 | - | 114 | 110 | 14 | 83 |
| Ilijaš | | | | | | | | | |
| Ukupno / Total | 2 | 181 | 82 | - | - | 20 | 19 | 14 | 20 |
| Javne / Public | 1 | 69 | 33 | - | - | 10 | 9 | 12 | 10 |
| Privatne / Private | 1 | 112 | 49 | - | - | 10 | 10 | 16 | 10 |
| Novi Grad Sarajevo | | | | | | | | | |
| Ukupno / Total | 17 | 1555 | 739 | 29 | 7 | 227 | 198 | 13 | 1204 |
| Javne / Public | 12 | 1065 | 485 | 29 | 7 | 156 | 141 | 13 | 1181 |
| Privatne / Private | 5 | 490 | 254 | - | - | 71 | 57 | 12 | 23 |
| Novo Sarajevo | | | | | | | | | |
| Ukupno / Total | 13 | 1673 | 807 | 17 | 4 | 249 | 233 | 12 | 600 |
| Javne / Public | 6 | 687 | 329 | 17 | 4 | 85 | 84 | 12 | 590 |
| Privatne / Private | 7 | 986 | 478 | - | - | 164 | 149 | 11 | 10 |
| Stari Grad Sarajevo | | | | | | | | | |
| Ukupno / Total | 9 | 429 | 189 | 32 | 13 | 79 | 78 | 9 | 138 |
| Javne / Public | 7 | 378 | 164 | 31 | 12 | 65 | 65 | 9 | 138 |
| Privatne / Private | 2 | 51 | 25 | 1 | 1 | 14 | 13 | 10 | - |
| Vogošća | | | | | | | | | |
| Ukupno / Total | 3 | 303 | 137 | 3 | - | 40 | 38 | 12 | 68 |
| Javne / Public | 1 | 108 | 55 | 3 | - | 13 | 13 | 12 | 68 |
| Privatne / Private | 2 | 195 | 82 | - | - | 27 | 25 | 11 | - |
| KANTON 10 | | | | | | | | | |
| Ukupno / Total | 8 | 499 | 228 | 10 | 2 | 80 | 75 | 12 | 265 |
| Javne / Public | 5 | 364 | 158 | 1 | - | 59 | 57 | 11 | 196 |
| Privatne / Private | 3 | 135 | 70 | 9 | 2 | 21 | 18 | 12 | 69 |
| Drvar | | | | | | | | | |
| Ukupno / Total | 1 | 69 | 28 | - | - | 10 | 9 | 14 | - |
| Javne / Public | 1 | 69 | 28 | - | - | 10 | 9 | 14 | - |
| Privatne / Private | - | - | - | - | - | - | - | - | - |
| Glamoč | | | | | | | | | |
| Ukupno / Total | 1 | 32 | 15 | 1 | - | 4 | 4 | 16 | 10 |
| Javne / Public | 1 | 32 | 15 | 1 | - | 4 | 4 | 16 | 10 |
| Privatne / Private | - | - | - | - | - | - | - | - | - |

2. JAVNE I PRIVATNE PREDŠKOLSKE USTANOVE
PUBLIC AND PRIVATE PRESCHOOL INSTITUTIONS

(nastavak)
(continued)

| KANTONI I VRSTA SVOJINE CANTONS AND TYPE OF OWNERSHIP | Broj ustanova Number of institutions | Broj djece Number of children | | Od toga: djeca sa posebnim potrebama Thereof: children with special needs | | Zaposleni Employees | | Broj djece na jednog odgajatelja Number of children per educator | Djeca koja nisu pri- mljena zbog popu- njenog kapaciteta Children not enrolled due to lack of capacities |
|--|---|---|------------------|--|------------------|----------------------------|------------------|---|--|
| | | svega All | ženski Female | svega All | ženski Female | svega All | ženski Female | | |
| | | | | | | | | | |

Grad Livno

| | | | | | | | | | |
|--------------------|---|-----|-----|---|---|----|----|----|-----|
| Ukupno / Total | 4 | 264 | 132 | 9 | 2 | 46 | 42 | 10 | 141 |
| Javne / Public | 1 | 129 | 62 | - | - | 25 | 24 | 8 | 72 |
| Privatne / Private | 3 | 135 | 70 | 9 | 2 | 21 | 18 | 12 | 69 |

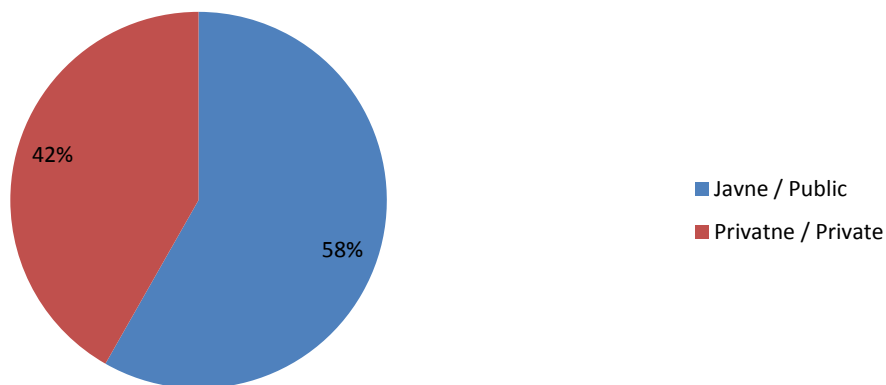
Kupres

| | | | | | | | | | |
|--------------------|---|----|----|---|---|---|---|----|----|
| Ukupno / Total | 1 | 29 | 14 | - | - | 4 | 4 | 15 | 14 |
| Javne / Public | 1 | 29 | 14 | - | - | 4 | 4 | 15 | 14 |
| Privatne / Private | - | - | - | - | - | - | - | - | - |

Tomislavgrad

| | | | | | | | | | |
|--------------------|---|-----|----|---|---|----|----|----|-----|
| Ukupno / Total | 1 | 105 | 39 | - | - | 16 | 16 | 15 | 100 |
| Javne / Public | 1 | 105 | 39 | - | - | 16 | 16 | 15 | 100 |
| Privatne / Private | - | - | - | - | - | - | - | - | - |

Djeca u predškolskom obrazovanju prema vrsti predškolske ustanove, 2021./2022.
Children in preschool education by type of preschool institutions, 2021/2022



3. DJECE PREMA GODINAMA ROĐENJA I SPOLU

CHILDREN BY THE AGE OF BIRTH AND SEX

| KANTONI CANTONS | Ukupno Total | Godina rođenja/ Year of birth | | | | | | |
|---------------------------|-----------------|--------------------------------------|------|------|------|------|------|------|
| | | 2015 i ranije 2015 and earlier | 2016 | 2017 | 2018 | 2019 | 2020 | 2021 |
| FEDERACIJA BiH | | | | | | | | |
| <i>FEDERATION B&H</i> | | | | | | | | |
| Svega / All | 18236 | 1946 | 4526 | 4318 | 3727 | 2382 | 1246 | 91 |
| Djevojčice / Girls | 8791 | 921 | 2148 | 2067 | 1866 | 1155 | 589 | 45 |
| UNSKO-SANSKI | | | | | | | | |
| Svega / All | 1451 | 77 | 375 | 332 | 351 | 201 | 115 | - |
| Djevojčice / Girls | 700 | 21 | 178 | 168 | 178 | 96 | 59 | - |
| Bosanska Krupa | | | | | | | | |
| Svega / All | 108 | 5 | 28 | 23 | 31 | 18 | 3 | - |
| Djevojčice / Girls | 48 | 2 | 12 | 10 | 14 | 8 | 2 | - |
| Bosanski Petrovac | | | | | | | | |
| Svega / All | 40 | - | 8 | 8 | 13 | 7 | 4 | - |
| Djevojčice / Girls | 22 | - | 3 | 5 | 7 | 4 | 3 | - |
| Bužim | | | | | | | | |
| Svega / All | 66 | 6 | 21 | 13 | 14 | 10 | 2 | - |
| Djevojčice / Girls | 33 | 3 | 9 | 8 | 6 | 7 | - | - |
| Grad Bihać | | | | | | | | |
| Svega / All | 645 | 31 | 176 | 134 | 152 | 83 | 69 | - |
| Djevojčice / Girls | 293 | 9 | 74 | 64 | 79 | 32 | 35 | - |
| Grad Cazin | | | | | | | | |
| Svega / All | 202 | 9 | 49 | 57 | 61 | 23 | 3 | - |
| Djevojčice / Girls | 103 | - | 31 | 31 | 26 | 13 | 2 | - |
| Ključ | | | | | | | | |
| Svega / All | 53 | 9 | 12 | 11 | 12 | 8 | 1 | - |
| Djevojčice / Girls | 27 | 3 | 6 | 9 | 6 | 3 | - | - |
| Sanski Most | | | | | | | | |
| Svega / All | 148 | 13 | 36 | 34 | 31 | 21 | 13 | - |
| Djevojčice / Girls | 82 | 2 | 19 | 18 | 21 | 14 | 8 | - |
| Velika Kladuša | | | | | | | | |
| Svega / All | 189 | 4 | 45 | 52 | 37 | 31 | 20 | - |
| Djevojčice / Girls | 92 | 2 | 24 | 23 | 19 | 15 | 9 | - |
| POSAVSKI | | | | | | | | |
| Svega / All | 176 | 18 | 43 | 38 | 46 | 19 | 12 | - |
| Djevojčice / Girls | 98 | 9 | 25 | 22 | 27 | 8 | 7 | - |

3. DJECE PREMA GODINAMA ROĐENJA I SPOLU
CHILDREN BY THE AGE OF BIRTH AND SEX

(nastavak)
(continued)

| KANTONI CANTONS | Ukupno Total | Godina rođenja/ Year of birth | | | | | | |
|-------------------------|-----------------|-----------------------------------|------|------|------|------|------|------|
| | | 2015 i ranije 2015 and earlier | 2016 | 2017 | 2018 | 2019 | 2020 | 2021 |
| Domaljevac-Šamac | | | | | | | | |
| Svega / All | 27 | 3 | 6 | 3 | 11 | 3 | 1 | - |
| Djevojčice / Girls | 20 | 2 | 5 | 2 | 9 | 1 | 1 | - |
| Odžak | | | | | | | | |
| Svega / All | 73 | 14 | 17 | 15 | 17 | 6 | 4 | - |
| Djevojčice / Girls | 36 | 7 | 7 | 9 | 8 | 2 | 3 | - |
| Orašje | | | | | | | | |
| Svega / All | 76 | 1 | 20 | 20 | 18 | 10 | 7 | - |
| Djevojčice / Girls | 42 | - | 13 | 11 | 10 | 5 | 3 | - |
| TUZLANSKI | | | | | | | | |
| Svega / All | 2806 | 547 | 613 | 657 | 499 | 323 | 158 | 9 |
| Djevojčice / Girls | 1392 | 280 | 289 | 316 | 266 | 154 | 83 | 4 |
| Banovići | | | | | | | | |
| Svega / All | 99 | 6 | 17 | 35 | 21 | 11 | 8 | 1 |
| Djevojčice / Girls | 48 | 2 | 11 | 16 | 11 | 3 | 4 | 1 |
| Doboj Istok | | | | | | | | |
| Svega / All | 51 | 5 | 11 | 11 | 11 | 12 | 1 | - |
| Djevojčice / Girls | 23 | 3 | 7 | 4 | 5 | 4 | - | - |
| Gračanica | | | | | | | | |
| Svega / All | 283 | 18 | 68 | 75 | 62 | 44 | 15 | 1 |
| Djevojčice / Girls | 142 | 6 | 35 | 37 | 38 | 19 | 6 | 1 |
| Gradačac | | | | | | | | |
| Svega / All | 259 | 17 | 61 | 69 | 55 | 33 | 24 | - |
| Djevojčice / Girls | 127 | 7 | 33 | 34 | 24 | 20 | 9 | - |
| Grad Tuzla | | | | | | | | |
| Svega / All | 1414 | 352 | 310 | 298 | 226 | 145 | 78 | 5 |
| Djevojčice / Girls | 684 | 179 | 136 | 129 | 126 | 63 | 50 | 1 |
| Kalesija | | | | | | | | |
| Svega / All | 130 | 59 | 26 | 25 | 9 | 7 | 4 | - |
| Djevojčice / Girls | 73 | 30 | 15 | 18 | 5 | 3 | 2 | - |
| Kladanj | | | | | | | | |
| Svega / All | 38 | 1 | 7 | 10 | 12 | 6 | 2 | - |
| Djevojčice / Girls | 21 | - | 1 | 6 | 8 | 4 | 2 | - |
| Lukavac | | | | | | | | |
| Svega / All | 152 | 5 | 47 | 49 | 33 | 15 | 3 | - |
| Djevojčice / Girls | 72 | 2 | 20 | 24 | 15 | 9 | 2 | - |

3. DJECE PREMA GODINAMA ROĐENJA I SPOLU

(nastavak)

CHILDREN BY THE AGE OF BIRTH AND SEX

(continued)

| KANTONI CANTONS | Ukupno Total | Godina rođenja/ Year of birth | | | | | | |
|---------------------------|-----------------|--------------------------------------|------|------|------|------|------|------|
| | | 2015 i ranije 2015 and earlier | 2016 | 2017 | 2018 | 2019 | 2020 | 2021 |
| Srebrenik | | | | | | | | |
| Svega / All | 107 | 29 | 24 | 20 | 19 | 10 | 5 | - |
| Djevojčice / Girls | 48 | 16 | 7 | 10 | 8 | 6 | 1 | - |
| Živinice | | | | | | | | |
| Svega / All | 273 | 55 | 42 | 65 | 51 | 40 | 18 | 2 |
| Djevojčice / Girls | 154 | 35 | 24 | 38 | 26 | 23 | 7 | 1 |
| ZENIČKO - DOBOJSKI | | | | | | | | |
| Svega / All | 2037 | 224 | 476 | 462 | 399 | 310 | 156 | 10 |
| Djevojčice / Girls | 993 | 110 | 238 | 207 | 200 | 166 | 64 | 8 |
| Breza | | | | | | | | |
| Svega / All | 88 | 2 | 29 | 17 | 22 | 12 | 6 | - |
| Djevojčice / Girls | 37 | 1 | 14 | 7 | 5 | 8 | 2 | - |
| Doboj - Jug | | | | | | | | |
| Svega / All | 55 | 2 | 12 | 13 | 11 | 10 | 7 | - |
| Djevojčice / Girls | 24 | 1 | 3 | 6 | 5 | 6 | 3 | - |
| Grad Zenica | | | | | | | | |
| Svega / All | 610 | 83 | 146 | 146 | 103 | 87 | 43 | 2 |
| Djevojčice / Girls | 276 | 39 | 70 | 57 | 46 | 42 | 21 | 1 |
| Kakanj | | | | | | | | |
| Svega / All | 361 | 19 | 57 | 78 | 101 | 70 | 28 | 8 |
| Djevojčice / Girls | 185 | 5 | 39 | 29 | 53 | 41 | 11 | 7 |
| Maglaj | | | | | | | | |
| Svega / All | 165 | 14 | 37 | 41 | 28 | 26 | 19 | - |
| Djevojčice / Girls | 78 | 6 | 17 | 20 | 13 | 13 | 9 | - |
| Tešanj | | | | | | | | |
| Svega / All | 289 | 37 | 68 | 63 | 46 | 48 | 27 | - |
| Djevojčice / Girls | 129 | 16 | 32 | 29 | 25 | 21 | 6 | - |
| Usora | | | | | | | | |
| Svega / All | 57 | 5 | 11 | 11 | 17 | 9 | 4 | - |
| Djevojčice / Girls | 33 | 4 | 6 | 5 | 10 | 6 | 2 | - |
| Vareš | | | | | | | | |
| Svega / All | 20 | 2 | 4 | 9 | 3 | 2 | - | - |
| Djevojčice / Girls | 10 | 1 | 1 | 5 | 1 | 2 | - | - |
| Visoko | | | | | | | | |
| Svega / All | 164 | 27 | 52 | 26 | 25 | 19 | 15 | - |
| Djevojčice / Girls | 86 | 17 | 23 | 16 | 14 | 10 | 6 | - |

3. DJECE PREMA GODINAMA ROĐENJA I SPOLU

(nastavak)

CHILDREN BY THE AGE OF BIRTH AND SEX

(continued)

| KANTONI CANTONS | Ukupno Total | Godina rođenja/ Year of birth | | | | | | |
|--------------------------------|-----------------|--------------------------------------|------|------|------|------|------|------|
| | | 2015 i ranije 2015 and earlier | 2016 | 2017 | 2018 | 2019 | 2020 | 2021 |
| Zavidovići | | | | | | | | |
| Svega / All | 132 | 18 | 31 | 40 | 18 | 18 | 7 | - |
| Djevojčice / Girls | 79 | 11 | 18 | 23 | 11 | 12 | 4 | - |
| Žepče | | | | | | | | |
| Svega / All | 96 | 15 | 29 | 18 | 25 | 9 | - | - |
| Djevojčice / Girls | 56 | 9 | 15 | 10 | 17 | 5 | - | - |
| BOSANSKO-PODRINJSKI | | | | | | | | |
| Svega / All | 192 | 12 | 64 | 71 | 45 | - | - | - |
| Djevojčice / Girls | 85 | 2 | 27 | 32 | 24 | - | - | - |
| Grad Goražde | | | | | | | | |
| Svega / All | 192 | 12 | 64 | 71 | 45 | - | - | - |
| Djevojčice / Girls | 85 | 2 | 27 | 32 | 24 | - | - | - |
| SREDNJOBOSANSKI | | | | | | | | |
| Svega / All | 1299 | 194 | 320 | 345 | 241 | 136 | 63 | - |
| Djevojčice / Girls | 642 | 98 | 169 | 149 | 125 | 68 | 33 | - |
| Bugojno | | | | | | | | |
| Svega / All | 170 | 31 | 37 | 33 | 27 | 24 | 18 | - |
| Djevojčice / Girls | 99 | 20 | 26 | 14 | 16 | 11 | 12 | - |
| Donji Vakuf | | | | | | | | |
| Svega / All | 57 | 8 | 16 | 25 | 8 | - | - | - |
| Djevojčice / Girls | 22 | 2 | 6 | 11 | 3 | - | - | - |
| Fojnica | | | | | | | | |
| Svega / All | 60 | 6 | 16 | 21 | 6 | 8 | 3 | - |
| Djevojčice / Girls | 28 | 3 | 7 | 11 | 4 | 3 | - | - |
| Gornji Vakuf - Uskoplje | | | | | | | | |
| Svega / All | 56 | 8 | 15 | 19 | 14 | - | - | - |
| Djevojčice / Girls | 26 | 3 | 9 | 5 | 9 | - | - | - |
| Jajce | | | | | | | | |
| Svega / All | 106 | 7 | 32 | 28 | 23 | 16 | - | - |
| Djevojčice / Girls | 50 | 4 | 13 | 13 | 12 | 8 | - | - |
| Kiseljak | | | | | | | | |
| Svega / All | 179 | 35 | 40 | 32 | 33 | 22 | 17 | - |
| Djevojčice / Girls | 84 | 16 | 20 | 13 | 14 | 14 | 7 | - |
| Kreševo | | | | | | | | |
| Svega / All | 52 | 2 | 12 | 16 | 12 | 8 | 2 | - |
| Djevojčice / Girls | 24 | 1 | 7 | 7 | 3 | 5 | 1 | - |
| Novi Travnik | | | | | | | | |
| Svega / All | 207 | 38 | 49 | 46 | 38 | 23 | 13 | - |
| Djevojčice / Girls | 113 | 17 | 28 | 24 | 24 | 12 | 8 | - |

3. DJECE PREMA GODINAMA ROĐENJA I SPOLU

(nastavak)

CHILDREN BY THE AGE OF BIRTH AND SEX

(continued)

| KANTONI CANTONS | Ukupno Total | Godina rođenja/ Year of birth | | | | | | |
|---------------------------------------|-----------------|--------------------------------------|------|------|------|------|------|------|
| | | 2015 i ranije 2015 and earlier | 2016 | 2017 | 2018 | 2019 | 2020 | 2021 |
| Travnik | | | | | | | | |
| Svega / All | 263 | 34 | 77 | 61 | 57 | 24 | 10 | - |
| Djevojčice / Girls | 119 | 17 | 37 | 21 | 29 | 10 | 5 | - |
| Vitez | | | | | | | | |
| Svega / All | 149 | 25 | 26 | 64 | 23 | 11 | - | - |
| Djevojčice / Girls | 77 | 15 | 16 | 30 | 11 | 5 | - | - |
| HERCEGOVAČKO - NERETVANSKI | | | | | | | | |
| Svega / All | 2429 | 182 | 645 | 606 | 585 | 259 | 151 | 1 |
| Djevojčice / Girls | 1163 | 82 | 298 | 302 | 286 | 118 | 77 | - |
| Čapljina | | | | | | | | |
| Svega / All | 281 | 26 | 75 | 76 | 58 | 30 | 16 | - |
| Djevojčice / Girls | 152 | 16 | 44 | 48 | 23 | 15 | 6 | - |
| Čitluk | | | | | | | | |
| Svega / All | 238 | 17 | 54 | 56 | 53 | 44 | 13 | 1 |
| Djevojčice / Girls | 100 | 6 | 18 | 27 | 21 | 18 | 10 | - |
| Grad Mostar | | | | | | | | |
| Svega / All | 1461 | 91 | 412 | 339 | 351 | 154 | 114 | - |
| Djevojčice / Girls | 711 | 36 | 201 | 165 | 181 | 72 | 56 | - |
| Jablanica | | | | | | | | |
| Svega / All | 82 | 8 | 20 | 29 | 24 | 1 | - | - |
| Djevojčice / Girls | 36 | 2 | 8 | 11 | 14 | 1 | - | - |
| Konjic | | | | | | | | |
| Svega / All | 135 | 12 | 18 | 30 | 63 | 11 | 1 | - |
| Djevojčice / Girls | 65 | 7 | 6 | 20 | 27 | 4 | 1 | - |
| Neum | | | | | | | | |
| Svega / All | 80 | 15 | 27 | 22 | 16 | - | - | - |
| Djevojčice / Girls | 28 | 8 | 7 | 6 | 7 | - | - | - |
| Prozor | | | | | | | | |
| Svega / All | 80 | 5 | 22 | 36 | 5 | 9 | 3 | - |
| Djevojčice / Girls | 33 | 3 | 7 | 15 | 4 | 3 | 1 | - |
| Stolac | | | | | | | | |
| Svega / All | 72 | 8 | 17 | 18 | 15 | 10 | 4 | - |
| Djevojčice / Girls | 38 | 4 | 7 | 10 | 9 | 5 | 3 | - |

3. DJECE PREMA GODINAMA ROĐENJA I SPOLU

(nastavak)

CHILDREN BY THE AGE OF BIRTH AND SEX

(continued)

| KANTONI CANTONS | Ukupno Total | Godina rođenja/ Year of birth | | | | | | |
|----------------------------|-----------------|--------------------------------------|------|------|------|------|------|------|
| | | 2015 i ranije 2015 and earlier | 2016 | 2017 | 2018 | 2019 | 2020 | 2021 |
| ZAPADNOHERCEGOVAČKI | | | | | | | | |
| Svega / All | 1164 | 159 | 298 | 221 | 223 | 183 | 80 | - |
| Djevojčice / Girls | 559 | 83 | 133 | 115 | 103 | 88 | 37 | - |
| Grad Široki Brijeg | | | | | | | | |
| Svega / All | 464 | 88 | 117 | 85 | 70 | 70 | 34 | - |
| Djevojčice / Girls | 220 | 47 | 50 | 44 | 34 | 30 | 15 | - |
| Grude | | | | | | | | |
| Svega / All | 197 | 16 | 50 | 34 | 50 | 39 | 8 | - |
| Djevojčice / Girls | 84 | 6 | 21 | 11 | 20 | 21 | 5 | - |
| Ljubuški | | | | | | | | |
| Svega / All | 252 | 29 | 56 | 50 | 51 | 45 | 21 | - |
| Djevojčice / Girls | 125 | 15 | 28 | 29 | 23 | 23 | 7 | - |
| Posušje | | | | | | | | |
| Svega / All | 251 | 26 | 75 | 52 | 52 | 29 | 17 | - |
| Djevojčice / Girls | 130 | 15 | 34 | 31 | 26 | 14 | 10 | - |
| KANTON SARAJEVO | | | | | | | | |
| Svega / All | 6183 | 497 | 1561 | 1436 | 1225 | 902 | 491 | 71 |
| Djevojčice / Girls | 2931 | 222 | 727 | 696 | 605 | 434 | 214 | 33 |
| Centar Sarajevo | | | | | | | | |
| Svega / All | 948 | 60 | 254 | 262 | 188 | 128 | 53 | 3 |
| Djevojčice / Girls | 447 | 32 | 123 | 138 | 85 | 48 | 20 | 1 |
| Hadžići | | | | | | | | |
| Svega / All | 210 | 22 | 45 | 45 | 46 | 25 | 20 | 7 |
| Djevojčice / Girls | 95 | 15 | 14 | 20 | 25 | 13 | 4 | 4 |
| Iliđza | | | | | | | | |
| Svega / All | 884 | 57 | 208 | 186 | 166 | 155 | 104 | 8 |
| Djevojčice / Girls | 435 | 25 | 109 | 85 | 88 | 72 | 52 | 4 |
| Ilijaš | | | | | | | | |
| Svega / All | 181 | 13 | 41 | 43 | 32 | 31 | 21 | - |
| Djevojčice / Girls | 82 | - | 23 | 16 | 17 | 19 | 7 | - |
| Novi Grad Sarajevo | | | | | | | | |
| Svega / All | 1555 | 117 | 372 | 361 | 334 | 251 | 105 | 15 |
| Djevojčice / Girls | 739 | 52 | 174 | 166 | 173 | 134 | 35 | 5 |
| Novo Sarajevo | | | | | | | | |
| Svega / All | 1673 | 164 | 437 | 361 | 321 | 229 | 136 | 25 |
| Djevojčice / Girls | 807 | 77 | 191 | 183 | 166 | 107 | 70 | 13 |
| Stari Grad Sarajevo | | | | | | | | |
| Svega / All | 429 | 37 | 130 | 94 | 94 | 41 | 28 | 5 |
| Djevojčice / Girls | 189 | 12 | 60 | 46 | 34 | 22 | 13 | 2 |

3. DJECE PREMA GODINAMA ROĐENJA I SPOLU

(nastavak)

CHILDREN BY THE AGE OF BIRTH AND SEX

(continued)

| KANTONI CANTONS | Ukupno Total | Godina rođenja/ Year of birth | | | | | | |
|---------------------|-----------------|--------------------------------------|------|------|------|------|------|------|
| | | 2015 i ranije 2015 and earlier | 2016 | 2017 | 2018 | 2019 | 2020 | 2021 |
| Vogošća | | | | | | | | |
| Svega / All | 303 | 27 | 74 | 84 | 44 | 42 | 24 | 8 |
| Djevojčice / Girls | 137 | 9 | 33 | 42 | 17 | 19 | 13 | 4 |
| KANTON 10 | | | | | | | | |
| Svega / All | 499 | 36 | 131 | 150 | 113 | 49 | 20 | - |
| Djevojčice / Girls | 228 | 14 | 64 | 60 | 52 | 23 | 15 | - |
| Drvar | | | | | | | | |
| Svega / All | 69 | 2 | 17 | 23 | 23 | 4 | - | - |
| Djevojčice / Girls | 28 | 1 | 9 | 4 | 12 | 2 | - | - |
| Glamoč | | | | | | | | |
| Svega / All | 32 | - | 10 | 14 | 3 | 2 | 3 | - |
| Djevojčice / Girls | 15 | - | 4 | 5 | 2 | 1 | 3 | - |
| Grad Livno | | | | | | | | |
| Svega / All | 264 | 34 | 75 | 71 | 53 | 21 | 10 | - |
| Djevojčice / Girls | 132 | 13 | 41 | 35 | 25 | 11 | 7 | - |
| Kupres | | | | | | | | |
| Svega / All | 29 | - | 10 | 9 | 10 | - | - | - |
| Djevojčice / Girls | 14 | - | 5 | 5 | 4 | - | - | - |
| Tomislavgrad | | | | | | | | |
| Svega / All | 105 | - | 19 | 33 | 24 | 22 | 7 | - |
| Djevojčice / Girls | 39 | - | 5 | 11 | 9 | 9 | 5 | - |

4. BROJ DJECE PREMA UZRASTU I SPOLU I BROJ ODGOJNIH GRUPA
NUMBER OF CHILDREN BY AGE AND SEX, NUMBER OF EDUCATIONAL GROUPS

| KANTONI <i>CANTONS</i> | Ukupno <i>Total</i> | do 3 god. <i>Under 3 year</i> | 3 - 4 god. <i>3 - 4 year</i> | 4 - 5 god. <i>4 - 5 year</i> | 5 - 6 god. <i>5 - 6 year</i> | Mješovite grupe od 3. do 6. god. <i>Mixed groups</i> <i>of 3-6 years</i> | Broj odgojnih grupa <i>Number of</i> <i>educational groups</i> |
|----------------------------------|-------------------------------|---|--|--|--|---|---|
| FEDERACIJA BiH | | | | | | | |
| <i>FEDERATION B&H</i> | | | | | | | |
| <i>Svega / All</i> | 18236 | 4419 | 2836 | 3194 | 3258 | 4529 | 799 |
| <i>Djevojčice / Girls</i> | 8791 | 2101 | 1350 | 1549 | 1561 | 2230 | - |
| UNSKO-SANSKI | | | | | | | |
| <i>Svega / All</i> | 1451 | 316 | 208 | 241 | 291 | 395 | 61 |
| <i>Djevojčice / Girls</i> | 700 | 150 | 107 | 117 | 131 | 195 | - |
| Bosanska Krupa | | | | | | | |
| <i>Svega / All</i> | 108 | 15 | 19 | 23 | 26 | 25 | 5 |
| <i>Djevojčice / Girls</i> | 48 | 8 | 10 | 11 | 10 | 9 | - |
| Bosanski Petrovac | | | | | | | |
| <i>Svega / All</i> | 40 | 16 | - | - | - | 24 | 2 |
| <i>Djevojčice / Girls</i> | 22 | 10 | - | - | - | 12 | - |
| Bužim | | | | | | | |
| <i>Svega / All</i> | 66 | 16 | - | - | - | 50 | 1 |
| <i>Djevojčice / Girls</i> | 33 | 9 | - | - | - | 24 | - |
| Grad Bihać | | | | | | | |
| <i>Svega / All</i> | 645 | 155 | 104 | 101 | 124 | 161 | 29 |
| <i>Djevojčice / Girls</i> | 293 | 67 | 58 | 41 | 51 | 76 | - |
| Grad Cazin | | | | | | | |
| <i>Svega / All</i> | 202 | 16 | 42 | 45 | 50 | 49 | 9 |
| <i>Djevojčice / Girls</i> | 103 | 7 | 17 | 26 | 28 | 25 | - |
| Ključ | | | | | | | |
| <i>Svega / All</i> | 53 | 10 | - | - | 18 | 25 | 3 |
| <i>Djevojčice / Girls</i> | 27 | 3 | - | - | 8 | 16 | - |
| Sanski Most | | | | | | | |
| <i>Svega / All</i> | 148 | 34 | 21 | 47 | 46 | - | 7 |
| <i>Djevojčice / Girls</i> | 82 | 22 | 12 | 28 | 20 | - | - |
| Velika Kladuša | | | | | | | |
| <i>Svega / All</i> | 189 | 54 | 22 | 25 | 27 | 61 | 5 |
| <i>Djevojčice / Girls</i> | 92 | 24 | 10 | 11 | 14 | 33 | - |
| POSAVSKI | | | | | | | |
| <i>Svega / All</i> | 176 | 36 | 15 | 17 | 29 | 79 | 9 |
| <i>Djevojčice / Girls</i> | 98 | 17 | 8 | 9 | 14 | 50 | - |
| Domaljevac-Šamac | | | | | | | |
| <i>Svega / All</i> | 27 | 7 | - | - | - | 20 | 2 |
| <i>Djevojčice / Girls</i> | 20 | 4 | - | - | - | 16 | - |

4. BROJ DJECE PREMA UZRASTU I SPOLU I BROJ ODGOJNIH GRUPA

(nastavak)

NUMBER OF CHILDREN BY AGE AND SEX, NUMBER OF EDUCATIONAL GROUPS

(continued)

| KANTONI CANTONS | Ukupno Total | do 3 god. Under 3 year | 3 - 4 god. 3 - 4 year | 4 - 5 god. 4 - 5 year | 5 - 6 god. 5 - 6 year | Mješovite grupe od 3. do 6. god. Mixed groups of 3-6 years | Broj odgojnih grupa Number of educational groups |
|--------------------|-----------------|---------------------------|--------------------------|--------------------------|--------------------------|---|---|
| Odžak | | | | | | | |
| Svega / All | 73 | 12 | 15 | 17 | 29 | - | 3 |
| Djevojčice / Girls | 36 | 5 | 8 | 9 | 14 | - | - |
| Orašje | | | | | | | |
| Svega / All | 76 | 17 | - | - | - | 59 | 4 |
| Djevojčice / Girls | 42 | 8 | - | - | - | 34 | - |
| TUZLANSKI | | | | | | | |
| Svega / All | 2806 | 559 | 489 | 473 | 559 | 726 | 113 |
| Djevojčice / Girls | 1392 | 283 | 225 | 227 | 284 | 373 | - |
| Banovići | | | | | | | |
| Svega / All | 99 | 20 | 21 | 31 | 27 | - | 4 |
| Djevojčice / Girls | 48 | 8 | 11 | 14 | 15 | - | - |
| Doboj Istok | | | | | | | |
| Svega / All | 51 | 15 | - | - | - | 36 | 2 |
| Djevojčice / Girls | 23 | 4 | - | - | - | 19 | - |
| Gračanica | | | | | | | |
| Svega / All | 283 | 56 | 28 | 26 | 21 | 152 | 13 |
| Djevojčice / Girls | 142 | 23 | 18 | 14 | 8 | 79 | - |
| Gradačac | | | | | | | |
| Svega / All | 259 | 56 | 51 | 57 | 61 | 34 | 11 |
| Djevojčice / Girls | 127 | 28 | 23 | 28 | 31 | 17 | - |
| Grad Tuzla | | | | | | | |
| Svega / All | 1414 | 273 | 235 | 228 | 264 | 414 | 55 |
| Djevojčice / Girls | 684 | 138 | 99 | 100 | 130 | 217 | - |
| Kalesija | | | | | | | |
| Svega / All | 130 | 20 | 25 | 26 | 59 | - | 5 |
| Djevojčice / Girls | 73 | 10 | 18 | 15 | 30 | - | - |
| Kladanj | | | | | | | |
| Svega / All | 38 | 22 | - | - | - | 16 | 2 |
| Djevojčice / Girls | 21 | 15 | - | - | - | 6 | - |
| Lukavac | | | | | | | |
| Svega / All | 152 | 18 | 26 | 27 | 29 | 52 | 5 |
| Djevojčice / Girls | 72 | 11 | 13 | 13 | 12 | 23 | - |
| Srebrenik | | | | | | | |
| Svega / All | 107 | 19 | 26 | 30 | 32 | - | 4 |
| Djevojčice / Girls | 48 | 10 | 9 | 11 | 18 | - | - |
| Živinice | | | | | | | |
| Svega / All | 273 | 60 | 77 | 48 | 66 | 22 | 12 |
| Djevojčice / Girls | 154 | 36 | 34 | 32 | 40 | 12 | - |

4. BROJ DJECE PREMA UZRASTU I SPOLU I BROJ ODGOJNIH GRUPA

(nastavak)

NUMBER OF CHILDREN BY AGE AND SEX, NUMBER OF EDUCATIONAL GROUPS

(continued)

| KANTONI CANTONS | Ukupno Total | do 3 god. Under 3 year | 3 - 4 god. 3 - 4 year | 4 - 5 god. 4 - 5 year | 5 - 6 god. 5 - 6 year | Mješovite grupe od 3. do 6. god. Mixed groups of 3-6 years | Broj odgojnih grupa Number of educational groups |
|---------------------------|-----------------|---------------------------|--------------------------|--------------------------|--------------------------|---|---|
| ZENIČKO - DOBOJSKI | | | | | | | |
| Svega / All | 2037 | 580 | 362 | 402 | 418 | 275 | 119 |
| Djevojčice / Girls | 993 | 297 | 175 | 184 | 212 | 125 | - |
| Breza | | | | | | | |
| Svega / All | 88 | 18 | 23 | 18 | 29 | - | 4 |
| Djevojčice / Girls | 37 | 10 | 4 | 9 | 14 | - | - |
| Doboj - Jug | | | | | | | |
| Svega / All | 55 | 17 | - | - | - | 38 | 3 |
| Djevojčice / Girls | 24 | 9 | - | - | - | 15 | - |
| Grad Zenica | | | | | | | |
| Svega / All | 610 | 155 | 125 | 127 | 172 | 31 | 36 |
| Djevojčice / Girls | 276 | 76 | 54 | 57 | 81 | 8 | - |
| Kakanj | | | | | | | |
| Svega / All | 361 | 114 | 74 | 75 | 43 | 55 | 24 |
| Djevojčice / Girls | 185 | 64 | 43 | 33 | 24 | 21 | - |
| Maglaj | | | | | | | |
| Svega / All | 165 | 47 | 16 | 20 | 20 | 62 | 8 |
| Djevojčice / Girls | 78 | 21 | 4 | 14 | 8 | 31 | - |
| Tešanj | | | | | | | |
| Svega / All | 289 | 111 | 53 | 44 | 33 | 48 | 20 |
| Djevojčice / Girls | 129 | 49 | 26 | 15 | 15 | 24 | - |
| Usora | | | | | | | |
| Svega / All | 57 | 14 | 16 | 11 | 16 | - | 3 |
| Djevojčice / Girls | 33 | 9 | 9 | 5 | 10 | - | - |
| Vareš | | | | | | | |
| Svega / All | 20 | - | - | - | - | 20 | 1 |
| Djevojčice / Girls | 10 | - | - | - | - | 10 | - |
| Visoko | | | | | | | |
| Svega / All | 164 | 59 | 26 | 52 | 27 | - | 7 |
| Djevojčice / Girls | 86 | 30 | 16 | 23 | 17 | - | - |
| Zavidovići | | | | | | | |
| Svega / All | 132 | 27 | 13 | 36 | 35 | 21 | 7 |
| Djevojčice / Girls | 79 | 18 | 7 | 18 | 20 | 16 | - |
| Žepče | | | | | | | |
| Svega / All | 96 | 18 | 16 | 19 | 43 | - | 6 |
| Djevojčice / Girls | 56 | 11 | 12 | 10 | 23 | - | - |

4. BROJ DJECE PREMA UZRASTU I SPOLU I BROJ ODGOJNIH GRUPA

(nastavak)

NUMBER OF CHILDREN BY AGE AND SEX, NUMBER OF EDUCATIONAL GROUPS

(continued)

| KANTONI CANTONS | Ukupno Total | do 3 god. Under 3 year | 3 - 4 god. 3 - 4 year | 4 - 5 god. 4 - 5 year | 5 - 6 god. 5 - 6 year | Mješovite grupe od 3. do 6. god. Mixed groups of 3-6 years | Broj odgojnih grupa Number of educational groups |
|--------------------------------|-----------------|---------------------------|--------------------------|--------------------------|--------------------------|---|---|
| BOSANSKO-PODRINJSKI | | | | | | | |
| Svega / All | 192 | - | 45 | 71 | 64 | 12 | 6 |
| Djevojčice / Girls | 85 | - | 24 | 32 | 27 | 2 | - |
| Grad Goražde | | | | | | | |
| Svega / All | 192 | - | 45 | 71 | 64 | 12 | 6 |
| Djevojčice / Girls | 85 | - | 24 | 32 | 27 | 2 | - |
| SREDNJOBOSANSKI | | | | | | | |
| Svega / All | 1299 | 298 | 203 | 178 | 200 | 420 | 55 |
| Djevojčice / Girls | 642 | 157 | 84 | 94 | 109 | 198 | - |
| Bugojno | | | | | | | |
| Svega / All | 170 | 68 | 30 | 30 | 30 | 12 | 4 |
| Djevojčice / Girls | 99 | 38 | 14 | 20 | 21 | 6 | - |
| Donji Vakuf | | | | | | | |
| Svega / All | 57 | - | - | - | - | 57 | 2 |
| Djevojčice / Girls | 22 | - | - | - | - | 22 | - |
| Fojnica | | | | | | | |
| Svega / All | 60 | 11 | 11 | 21 | 17 | - | 3 |
| Djevojčice / Girls | 28 | 3 | 7 | 8 | 10 | - | - |
| Gornji Vakuf - Uskoplje | | | | | | | |
| Svega / All | 56 | - | - | - | - | 56 | 2 |
| Djevojčice / Girls | 26 | - | - | - | - | 26 | - |
| Jajce | | | | | | | |
| Svega / All | 106 | 39 | 22 | 21 | 24 | - | 4 |
| Djevojčice / Girls | 50 | 20 | 10 | 10 | 10 | - | - |
| Kiseljak | | | | | | | |
| Svega / All | 179 | 43 | 49 | 32 | 32 | 23 | 8 |
| Djevojčice / Girls | 84 | 24 | 19 | 16 | 15 | 10 | - |
| Kreševo | | | | | | | |
| Svega / All | 52 | 21 | - | - | - | 31 | 2 |
| Djevojčice / Girls | 24 | 9 | - | - | - | 15 | - |
| Novi Travnik | | | | | | | |
| Svega / All | 207 | 57 | - | - | - | 150 | 8 |
| Djevojčice / Girls | 113 | 32 | - | - | - | 81 | - |
| Travnik | | | | | | | |
| Svega / All | 263 | 49 | 31 | 56 | 75 | 52 | 14 |
| Djevojčice / Girls | 119 | 26 | 16 | 24 | 32 | 21 | - |
| Vitez | | | | | | | |
| Svega / All | 149 | 10 | 60 | 18 | 22 | 39 | 8 |
| Djevojčice / Girls | 77 | 5 | 18 | 16 | 21 | 17 | - |

4. BROJ DJECE PREMA UZRASTU I SPOLU I BROJ ODGOJNIH GRUPA

(nastavak)

NUMBER OF CHILDREN BY AGE AND SEX, NUMBER OF EDUCATIONAL GROUPS

(continued)

| KANTONI CANTONS | Ukupno Total | do 3 god. Under 3 year | 3 - 4 god. 3 - 4 year | 4 - 5 god. 4 - 5 year | 5 - 6 god. 5 - 6 year | Mješovite grupe od 3. do 6. god. Mixed groups of 3-6 years | Broj odgojnih grupa Number of educational groups |
|---------------------------------------|-----------------|---------------------------|--------------------------|--------------------------|--------------------------|---|---|
| HERCEGOVAČKO - NERETVANSKI | | | | | | | |
| Svega / All | 2429 | 552 | 391 | 421 | 273 | 792 | 99 |
| Djevojčice / Girls | 1163 | 252 | 164 | 195 | 124 | 428 | - |
| Čapljina | | | | | | | |
| Svega / All | 281 | 60 | - | - | - | 221 | 15 |
| Djevojčice / Girls | 152 | 27 | - | - | - | 125 | - |
| Čitluk | | | | | | | |
| Svega / All | 238 | 61 | 33 | 33 | 34 | 77 | 16 |
| Djevojčice / Girls | 100 | 25 | 14 | 17 | 12 | 32 | - |
| Grad Mostar | | | | | | | |
| Svega / All | 1461 | 333 | 288 | 298 | 164 | 378 | 46 |
| Djevojčice / Girls | 711 | 155 | 119 | 137 | 83 | 217 | - |
| Jablanica | | | | | | | |
| Svega / All | 82 | - | 25 | 28 | 29 | - | 3 |
| Djevojčice / Girls | 36 | - | 14 | 12 | 10 | - | - |
| Konjic | | | | | | | |
| Svega / All | 135 | 62 | 15 | 22 | 23 | 13 | 7 |
| Djevojčice / Girls | 65 | 27 | 5 | 13 | 9 | 11 | - |
| Neum | | | | | | | |
| Svega / All | 80 | - | 20 | 20 | - | 40 | 4 |
| Djevojčice / Girls | 28 | - | 5 | 5 | - | 18 | - |
| Prozor | | | | | | | |
| Svega / All | 80 | 17 | - | - | - | 63 | 4 |
| Djevojčice / Girls | 33 | 8 | - | - | - | 25 | - |
| Stolac | | | | | | | |
| Svega / All | 72 | 19 | 10 | 20 | 23 | - | 4 |
| Djevojčice / Girls | 38 | 10 | 7 | 11 | 10 | - | - |
| ZAPADNOHERCEGOVAČKI | | | | | | | |
| Svega / All | 1164 | 303 | 125 | 264 | 215 | 257 | 32 |
| Djevojčice / Girls | 559 | 139 | 62 | 131 | 103 | 124 | - |
| Grad Široki Brijeg | | | | | | | |
| Svega / All | 464 | 128 | 39 | 102 | 59 | 136 | 10 |
| Djevojčice / Girls | 220 | 56 | 20 | 52 | 29 | 63 | - |
| Grude | | | | | | | |
| Svega / All | 197 | 26 | 20 | 28 | 28 | 95 | 11 |
| Djevojčice / Girls | 84 | 12 | 7 | 10 | 5 | 50 | - |

4. BROJ DJECE PREMA UZRASTU I SPOLU I BROJ ODGOJNIH GRUPA

(nastavak)

NUMBER OF CHILDREN BY AGE AND SEX, NUMBER OF EDUCATIONAL GROUPS

(continued)

| KANTONI CANTONS | Ukupno Total | do 3 god. Under 3 year | 3 - 4 god. 3 - 4 year | 4 - 5 god. 4 - 5 year | 5 - 6 god. 5 - 6 year | Mješovite grupe od 3. do 6. god. Mixed groups of 3-6 years | Broj odgojnih grupa Number of educational groups |
|----------------------------|-----------------|---------------------------|--------------------------|--------------------------|--------------------------|---|---|
| Ljubuški | | | | | | | |
| Svega / All | 252 | 88 | 28 | 51 | 59 | 26 | - |
| Djevojčice / Girls | 125 | 39 | 17 | 24 | 34 | 11 | - |
| Posušje | | | | | | | |
| Svega / All | 251 | 61 | 38 | 83 | 69 | - | 11 |
| Djevojčice / Girls | 130 | 32 | 18 | 45 | 35 | - | - |
| KANTON SARAJEVO | | | | | | | |
| Svega / All | 6183 | 1702 | 974 | 1094 | 1190 | 1223 | 277 |
| Djevojčice / Girls | 2931 | 765 | 492 | 549 | 552 | 573 | - |
| Centar Sarajevo | | | | | | | |
| Svega / All | 948 | 220 | 144 | 191 | 182 | 211 | 38 |
| Djevojčice / Girls | 447 | 84 | 68 | 105 | 83 | 107 | - |
| Hadžići | | | | | | | |
| Svega / All | 210 | 58 | 33 | 9 | 7 | 103 | 5 |
| Djevojčice / Girls | 95 | 23 | 14 | 5 | 3 | 50 | - |
| Iliđza | | | | | | | |
| Svega / All | 884 | 282 | 133 | 165 | 189 | 115 | 41 |
| Djevojčice / Girls | 435 | 132 | 63 | 76 | 105 | 59 | - |
| Ilijaš | | | | | | | |
| Svega / All | 181 | 69 | 9 | 17 | 21 | 65 | 11 |
| Djevojčice / Girls | 82 | 31 | 4 | 5 | 11 | 31 | - |
| Novi Grad Sarajevo | | | | | | | |
| Svega / All | 1555 | 422 | 271 | 283 | 340 | 239 | 67 |
| Djevojčice / Girls | 739 | 198 | 141 | 140 | 148 | 112 | - |
| Novo Sarajevo | | | | | | | |
| Svega / All | 1673 | 471 | 291 | 277 | 305 | 329 | 73 |
| Djevojčice / Girls | 807 | 208 | 156 | 158 | 148 | 137 | - |
| Stari Grad Sarajevo | | | | | | | |
| Svega / All | 429 | 85 | 47 | 59 | 77 | 161 | 28 |
| Djevojčice / Girls | 189 | 44 | 21 | 22 | 25 | 77 | - |
| Vogošća | | | | | | | |
| Svega / All | 303 | 95 | 46 | 93 | 69 | - | 14 |
| Djevojčice / Girls | 137 | 45 | 25 | 38 | 29 | - | - |

4. BROJ DJECE PREMA UZRASTU I SPOLU I BROJ ODGOJNIH GRUPA

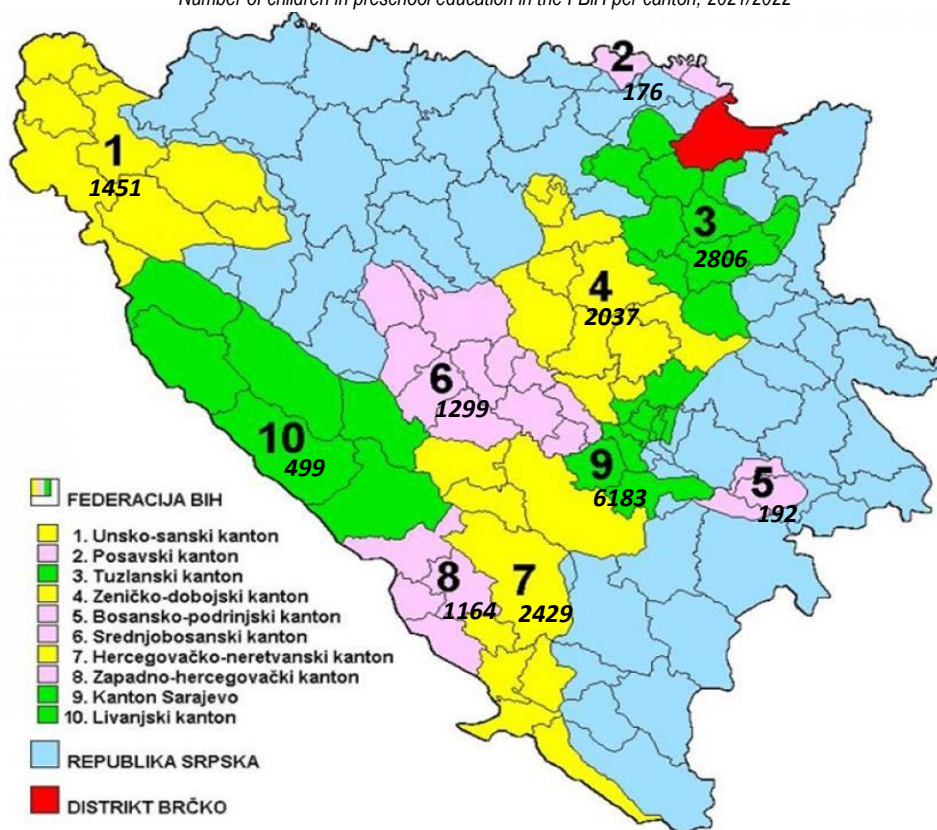
(nastavak)

NUMBER OF CHILDREN BY AGE AND SEX, NUMBER OF EDUCATIONAL GROUPS

(continued)

| KANTONI CANTONS | Ukupno Total | do 3 god. Under 3 year | 3 - 4 god. 3 - 4 year | 4 - 5 god. 4 - 5 year | 5 - 6 god. 5 - 6 year | Mješovite grupe od 3. do 6. god. Mixed groups of 3-6 years | Broj odgojnih grupa Number of educational groups |
|---------------------|-----------------|---------------------------|--------------------------|--------------------------|--------------------------|---|---|
| KANTON 10 | | | | | | | |
| Svega / All | 499 | 73 | 24 | 33 | 19 | 350 | 28 |
| Djevojčice / Girls | 228 | 41 | 9 | 11 | 5 | 162 | - |
| Drvar | | | | | | | |
| Svega / All | 69 | - | - | - | - | 69 | 3 |
| Djevojčice / Girls | 28 | - | - | - | - | 28 | - |
| Glamoč | | | | | | | |
| Svega / All | 32 | 8 | - | - | - | 24 | 2 |
| Djevojčice / Girls | 15 | 6 | - | - | - | 9 | - |
| Grad Livno | | | | | | | |
| Svega / All | 264 | 36 | - | - | - | 228 | 14 |
| Djevojčice / Girls | 132 | 21 | - | - | - | 111 | - |
| Kupres | | | | | | | |
| Svega / All | 29 | - | - | - | - | 29 | 1 |
| Djevojčice / Girls | 14 | - | - | - | - | 14 | - |
| Tomislavgrad | | | | | | | |
| Svega / All | 105 | 29 | 24 | 33 | 19 | - | 8 |
| Djevojčice / Girls | 39 | 14 | 9 | 11 | 5 | - | - |

Broj djece u predškolskom obrazovanju u FBiH po kantona, 2021./2022. godina
Number of children in preschool education in the FBiH per canton, 2021/2022



5. DJECA PREMA ZAPOSLENOSTI RODITELJA

CHILDREN BY PARENTS EMPLOYMENT

| KANTONI CANTONS | Ukupno Total | Djeca čija su oba roditelja zaposlena Children whose parents are employed | Zaposlena samo majka Employed only a mother | | Zaposlen samo otac Employed only a father | | Nijedan roditelj nije zaposlen Neither parent is employed | Roditelji individualni poljoprivrednici Parents are individual farmers |
|--|-----------------|---|--|---|--|--|--|--|
| | | | svega All | od toga : samohrana Thereof selfsupporting | svega All | od toga : samohran Thereof selfsupporting | | |
| FEDERACIJA BIH <i>FEDERATION B&H</i> | 18236 | 15285 | 783 | 217 | 1931 | 52 | 192 | 45 |
| UNSKO-SANSKI | 1451 | 1178 | 113 | 26 | 139 | 12 | 18 | 3 |
| Bosanska Krupa | 108 | 79 | 2 | 1 | 22 | - | 3 | 2 |
| Bosanski Petrovac | 40 | 30 | 5 | 3 | 4 | - | 1 | - |
| Bužim | 66 | 49 | 5 | - | 12 | - | - | - |
| Grad Bihać | 645 | 547 | 42 | 16 | 44 | 5 | 12 | - |
| Grad Cazin | 202 | 156 | 46 | - | - | - | - | - |
| Ključ | 53 | 36 | 2 | - | 15 | - | - | - |
| Sanski Most | 148 | 108 | 7 | 3 | 30 | 1 | 2 | 1 |
| Velika Kladuša | 189 | 173 | 4 | 3 | 12 | 6 | - | - |
| POSAVSKI | 176 | 147 | 8 | 2 | 21 | - | - | - |
| Domaljevac-Šamac | 27 | 24 | 3 | 1 | - | - | - | - |
| Odžak | 73 | 51 | 4 | 1 | 18 | - | - | - |
| Orašje | 76 | 72 | 1 | - | 3 | - | - | - |
| TUZLANSKI | 2806 | 2284 | 145 | 40 | 348 | 7 | 27 | 2 |
| Banovići | 99 | 65 | 8 | 4 | 20 | - | 6 | - |
| Doboj Istok | 51 | 43 | 2 | - | 5 | - | 1 | - |
| Gračanica | 283 | 266 | 8 | - | 9 | - | - | - |
| Gradačac | 259 | 222 | - | - | 35 | - | - | 2 |
| Grad Tuzla | 1414 | 1166 | 84 | 15 | 148 | 5 | 16 | - |
| Kalesija | 130 | 89 | - | - | 41 | - | - | - |
| Kladanj | 38 | 23 | 4 | 2 | 11 | 1 | - | - |
| Lukavac | 152 | 109 | 15 | 6 | 27 | - | 1 | - |
| Srebrenik | 107 | 89 | 5 | 2 | 13 | 1 | - | - |
| Živinice | 273 | 212 | 19 | 11 | 39 | - | 3 | - |
| ZENIČKO- DOBOJSKI | 2037 | 1707 | 83 | 36 | 220 | 12 | 10 | 17 |
| Breza | 88 | 79 | 2 | 1 | 7 | 2 | - | - |
| Doboj - Jug | 55 | 37 | 6 | 3 | 10 | 4 | 2 | - |
| Grad Zenica | 610 | 532 | 20 | 15 | 54 | 3 | 2 | 2 |
| Kakanj | 361 | 322 | 16 | 15 | 19 | 2 | 4 | - |
| Maglaj | 165 | 160 | 1 | - | 4 | - | - | - |
| Tešanj | 289 | 274 | - | - | 14 | 1 | 1 | - |
| Usora | 57 | 49 | 5 | - | 3 | - | - | - |
| Vareš | 20 | 16 | 1 | 1 | 2 | - | 1 | - |
| Visoko | 164 | 72 | 24 | - | 53 | - | - | 15 |
| Zavidovići | 132 | 84 | 5 | - | 43 | - | - | - |
| Žepče | 96 | 82 | 3 | 1 | 11 | - | - | - |

5. DJECA PREMA ZAPOSLENOSTI RODITELJA

(nastavak)

CHILDREN BY PARENTS EMPLOYMENT

(continued)

| KANTONI CANTONS | Ukupno Total | Djeca čija su oba roditelja zaposlena Children whose parents are employed | Zaposlena samo majka Employed only a mother | | Zaposlen samo otac Employed only a father | | Nijedan roditelj nije zaposlen Neither parent is employed | Roditelji individualni poljoprivrednici Parents are individual farmers |
|---------------------------------------|-----------------|---|--|---|--|--|--|--|
| | | | svega All | od toga : samohrana Thereof selfsupporting | svega All | od toga : samohran Thereof selfsupporting | | |
| BOSANSKO - PODRINJSKI | 192 | 170 | 2 | 2 | 19 | - | 1 | - |
| Grad Goražde | 192 | 170 | 2 | 2 | 19 | - | 1 | - |
| SREDNJOBOSANSKI | 1299 | 1042 | 43 | 20 | 186 | 7 | 27 | 1 |
| Bugojno | 170 | 124 | 15 | 1 | 5 | 2 | 26 | - |
| Donji Vakuf | 57 | 40 | 4 | 1 | 12 | - | - | 1 |
| Fojnica | 60 | 55 | - | - | 5 | - | - | - |
| Gornji Vakuf - Uskoplje | 56 | 35 | 1 | - | 19 | - | 1 | - |
| Jajce | 106 | 85 | 2 | 1 | 19 | 1 | - | - |
| Kiseljak | 179 | 154 | 1 | 1 | 24 | - | - | - |
| Kreševo | 52 | 46 | - | - | 6 | - | - | - |
| Novi Travnik | 207 | 152 | 4 | 4 | 51 | 2 | - | - |
| Travnik | 263 | 243 | 9 | 7 | 11 | 2 | - | - |
| Vitez | 149 | 108 | 7 | 5 | 34 | - | - | - |
| HERCEGOVAČKO - NERETVANSKI | 2429 | 1876 | 122 | 5 | 361 | 1 | 62 | 8 |
| Čapljina | 281 | 210 | 8 | - | 58 | - | 5 | - |
| Čitluk | 238 | 148 | 18 | 1 | 66 | - | 6 | - |
| Grad Mostar | 1461 | 1164 | 85 | 4 | 159 | 1 | 45 | 8 |
| Jablanica | 82 | 49 | 5 | - | 28 | - | - | - |
| Konjic | 135 | 123 | 1 | - | 11 | - | - | - |
| Neum | 80 | 59 | 1 | - | 18 | - | 2 | - |
| Prozor | 80 | 66 | - | - | 14 | - | - | - |
| Stolac | 72 | 57 | 4 | - | 7 | - | 4 | - |
| ZAPADNO - HERCEGOVAČKI | 1164 | 927 | 59 | 9 | 162 | 2 | 7 | 9 |
| Grad Široki Brijeg | 464 | 384 | 18 | - | 60 | - | 2 | - |
| Grude | 197 | 168 | 7 | 2 | 18 | 1 | 4 | - |
| Ljubuški | 252 | 167 | 27 | 4 | 48 | 1 | 1 | 9 |
| Posušje | 251 | 208 | 7 | 3 | 36 | - | - | - |
| KANTON SARAJEVO | 6183 | 5547 | 194 | 75 | 407 | 11 | 33 | 2 |
| Centar Sarajevo | 948 | 865 | 24 | 9 | 55 | 1 | 3 | 1 |
| Hadžići | 210 | 181 | 8 | 2 | 21 | - | - | - |
| Iliđža | 884 | 747 | 33 | 17 | 101 | 3 | 3 | - |
| Ilijaš | 181 | 138 | 6 | 3 | 36 | - | 1 | - |
| Novi Grad Srajevo | 1555 | 1414 | 52 | 20 | 75 | 2 | 13 | 1 |
| Novo Sarajevo | 1673 | 1568 | 30 | 10 | 70 | 3 | 5 | - |
| Stari Grad Sarajevo | 429 | 345 | 36 | 12 | 40 | 2 | 8 | - |
| Vogošća | 303 | 289 | 5 | 2 | 9 | - | - | - |

5. DJECA PREMA ZAPOSLENOSTI RODITELJA

(nastavak)

CHILDREN BY PARENTS EMPLOYMENT

(continued)

| KANTONI CANTONS | Ukupno Total | Djeca čija su oba roditelja zaposlena Children whose parents are employed | Zaposlena samo majka Employed only a mother | | Zaposlen samo otac Employed only a father | | Nijedan roditelj nije zaposlen Neither parent is employed | Roditelji individualni poljoprivrednici Parents are individual farmers |
|--------------------|-----------------|---|--|---|--|--|--|--|
| | | | svega All | od toga : samohrana Thereof selfsupporting | svega All | od toga : samohran Thereof selfsupporting | | |
| KANTON 10 | 499 | 407 | 14 | 2 | 68 | - | 7 | 3 |
| Drvar | 69 | 29 | 6 | 1 | 32 | - | 2 | - |
| Glamoč | 32 | 24 | - | - | 5 | - | - | 3 |
| Grad Livno | 264 | 225 | 7 | 1 | 27 | - | 5 | - |
| Kupres | 29 | 24 | 1 | - | 4 | - | - | - |
| Tomislavgrad | 105 | 105 | - | - | - | - | - | - |

6. DJECA PREMA VISINI UPLATE BORAVKA

CHILDREN ACCORDING TO THE AMOUNTS OF PAYMENTS STAY

| KANTONI CANTONS | Ukupno Total | Ne plaćaju boravak Do not pay for their stay | Djeca koja plaćaju Children who pay | | | |
|--------------------|-----------------|---|--|--|--|--|
| | | | svega All | do 50% mjesečne uplate Under 50% of monthly payment | više od 50% mjesečne uplate More than 50% of the monthly payment | puni iznos mjesečne uplate Full amount of monthly payment |

FEDERACIJA BiH

FEDERATION B&H 18236 211 18025 474 1570 15981

UNSKO-SANSKI

1451 12 1439 12 96 1331
 Bosanska Krupa 108 3 105 - - 105
 Bosanski Petrovac 40 - 40 - - 40
 Bužim 66 - 66 - - 66
 Grad Bihać 645 5 640 2 43 595
 Grad Cazin 202 - 202 - - 202
 Ključ 53 - 53 - - 53
 Sanski Most 148 - 148 10 36 102
 Velika Kladuša 189 4 185 - 17 168

POSAVSKI

176 1 175 1 29 145
 Domaljevac-Šamac 27 1 26 1 8 17
 Odžak 73 - 73 - 16 57
 Orašje 76 - 76 - 5 71

TUZLANSKI

2806 8 2798 23 281 2494
 Banovići 99 - 99 4 9 86
 Doboj Istok 51 - 51 - - 51
 Gračanica 283 2 281 9 39 233
 Gradačac 259 - 259 - - 259
 Grad Tuzla 1414 - 1414 7 204 1203
 Kalesija 130 - 130 - - 130
 Kladanj 38 - 38 - 3 35
 Lukavac 152 - 152 3 9 140
 Srebrenik 107 - 107 - - 107
 Živinice 273 6 267 - 17 250

ZENIČKO - DOBOJSKI

2037 20 2017 4 190 1823
 Breza 88 - 88 - - 88
 Doboj - Jug 55 - 55 - 5 50
 Grad Zenica 610 - 610 - 64 546
 Kakanj 361 8 353 - 10 343
 Maglaj 165 - 165 - - 165
 Tešanj 289 12 277 4 58 215
 Usora 57 - 57 - 20 37
 Vareš 20 - 20 - - 20
 Visoko 164 - 164 - 26 138
 Zavidovići 132 - 132 - - 132
 Žepče 96 - 96 - 7 89

BOSANSKO-PODRINJSKI

192 2 190 - 11 179
 Grad Goražde 192 2 190 - 11 179

6. DJECA PREMA VISINI UPLATE BORAVKA

(nastavak)

CHILDREN ACCORDING TO THE AMOUNTS OF PAYMENTS STAY

(continued)

| KANTONI CANTONS | Ukupno Total | Ne plaćaju boravak Do not pay for their stay | Djeca koja plaćaju Children who pay | | | |
|---------------------------------------|-----------------|---|--|--|--|--|
| | | | svega All | do 50% mjesečne uplate Under 50% of monthly payment | više od 50% mjesečne uplate More than 50% of the monthly payment | puni iznos mjesečne uplate Full amount of monthly payment |
| SREDNJOBOSANSKI | 1299 | 8 | 1291 | 28 | 174 | 1089 |
| Bugojno | 170 | - | 170 | - | 45 | 125 |
| Donji Vakuf | 57 | - | 57 | - | 29 | 28 |
| Fojnica | 60 | - | 60 | 18 | - | 42 |
| Gornji Vakuf - Uskoplje | 56 | 1 | 55 | - | 6 | 49 |
| Jajce | 106 | 4 | 102 | - | - | 102 |
| Kiseljak | 179 | 1 | 178 | - | 20 | 158 |
| Kreševo | 52 | - | 52 | - | 6 | 46 |
| Novi Travnik | 207 | 1 | 206 | 10 | 52 | 144 |
| Travnik | 263 | 1 | 262 | - | 6 | 256 |
| Vitez | 149 | - | 149 | - | 10 | 139 |
| HERCEGOVAČKO - NERETVANSKI | 2429 | 41 | 2388 | 14 | 99 | 2275 |
| Čapljina | 281 | 2 | 279 | 10 | 4 | 265 |
| Čitluk | 238 | 9 | 229 | 3 | 18 | 208 |
| Grad Mostar | 1461 | 28 | 1433 | - | 55 | 1378 |
| Jablanica | 82 | - | 82 | - | - | 82 |
| Konjic | 135 | - | 135 | - | - | 135 |
| Neum | 80 | - | 80 | - | - | 80 |
| Prozor | 80 | - | 80 | - | - | 80 |
| Stolac | 72 | 2 | 70 | 1 | 22 | 47 |
| ZAPADNOHERCEGOVAČKI | 1164 | 34 | 1130 | 24 | 168 | 938 |
| Grad Široki Brijeg | 464 | 15 | 449 | 2 | 84 | 363 |
| Grude | 197 | 4 | 193 | 2 | 16 | 175 |
| Ljubuški | 252 | 13 | 239 | - | 20 | 219 |
| Posušje | 251 | 2 | 249 | 20 | 48 | 181 |
| KANTON SARAJEVO | 6183 | 76 | 6107 | 346 | 484 | 5277 |
| Centar Sarajevo | 948 | 6 | 942 | 127 | 44 | 771 |
| Hadžići | 210 | 2 | 208 | 76 | - | 132 |
| Iliđža | 884 | 7 | 877 | 92 | 85 | 700 |
| Ilijaš | 181 | 2 | 179 | 8 | 23 | 148 |
| Novi Grad Sarajevo | 1555 | 33 | 1522 | 18 | 47 | 1457 |
| Novo Sarajevo | 1673 | 10 | 1663 | 8 | 256 | 1399 |
| Stari Grad Sarajevo | 429 | 14 | 415 | 17 | 2 | 396 |
| Vogošća | 303 | 2 | 301 | - | 27 | 274 |
| KANTON 10 | 499 | 9 | 490 | 22 | 38 | 430 |
| Drvar | 69 | - | 69 | 9 | 29 | 31 |
| Glamoč | 32 | 2 | 30 | - | 8 | 22 |
| Grad Livno | 264 | 7 | 257 | 6 | 1 | 250 |
| Kupres | 29 | - | 29 | 4 | - | 25 |
| Tomislavgrad | 105 | - | 105 | 3 | - | 102 |

7. BROJ ZAPOSLENIKA U PREDŠKOLSKIM USTANOVAMA

NUMBER OF EMPLOYEES IN PRESCHOOL INSTITUTIONS

| KANTONI CANTONS | Ukupno Total | | Zaposleni u upravi Management personnel | | Zaposleni u nastavi Teaching staff | | Pedagoski savjetnici Pedagogical advisors | | Zdravstveni strucnjaci Health professionals | | Zaposleni u administraciji Employees in the administration | | Zaposleni na održavanju i operativa Maintenance and operations staff | |
|---------------------------|-----------------|----------------|--|----------------|--|----------------|--|----------------|--|----------------|--|----------------|---|----------------|
| | svega All | žene Female | svega All | žene Female | svega All | žene Female | svega All | žene Female | svega All | žene Female | svega All | žene Female | svega All | žene Female |
| FEDERACIJA BiH | 2717 | 2560 | 160 | 138 | 1466 | 1444 | 87 | 85 | 265 | 264 | 116 | 98 | 623 | 531 |
| UNSKO-SANSKI | 240 | 220 | 14 | 10 | 112 | 111 | 1 | 1 | 23 | 22 | 11 | 9 | 79 | 67 |
| Bosanska Krupa | 19 | 18 | 1 | 1 | 9 | 9 | - | - | 1 | 1 | 1 | 1 | 7 | 6 |
| Bosanski Petrovac | 13 | 12 | 1 | 1 | 4 | 4 | - | - | 2 | 2 | 1 | 1 | 5 | 4 |
| Bužim | 11 | 8 | 1 | 1 | 5 | 4 | - | - | 1 | 1 | 1 | - | 3 | 2 |
| Grad Bihać | 98 | 89 | 5 | 2 | 47 | 47 | - | - | 8 | 7 | 3 | 3 | 35 | 30 |
| Grad Cazin | 31 | 30 | 1 | 1 | 15 | 15 | 1 | 1 | 3 | 3 | 2 | 2 | 9 | 8 |
| Ključ | 12 | 10 | 1 | 1 | 6 | 6 | - | - | - | - | 1 | - | 4 | 3 |
| Sanski Most | 25 | 23 | 1 | - | 9 | 9 | - | - | 5 | 5 | 1 | 1 | 9 | 8 |
| Velika Kladuša | 31 | 30 | 3 | 3 | 17 | 17 | - | - | 3 | 3 | 1 | 1 | 7 | 6 |
| POSAVSKI | 33 | 31 | 3 | 3 | 21 | 20 | - | - | - | - | 1 | 1 | 8 | 7 |
| Domaljevac-Šamac | 9 | 9 | 1 | 1 | 6 | 6 | - | - | - | - | - | - | 2 | 2 |
| Odžak | 9 | 8 | 1 | 1 | 5 | 4 | - | - | - | - | 1 | 1 | 2 | 2 |
| Orašje | 15 | 14 | 1 | 1 | 10 | 10 | - | - | - | - | - | - | 4 | 3 |
| TUZLANSKI | 429 | 400 | 18 | 15 | 241 | 236 | 16 | 15 | 47 | 47 | 26 | 22 | 81 | 65 |
| Banovići | 24 | 23 | 1 | 1 | 12 | 12 | - | - | 2 | 2 | 2 | 2 | 7 | 6 |
| Doboj Istok | 12 | 11 | 1 | 1 | 7 | 6 | - | - | 2 | 2 | - | - | 2 | 2 |
| Gračanica | 38 | 36 | 1 | 1 | 23 | 22 | - | - | 6 | 6 | 1 | 1 | 7 | 6 |
| Gradačac | 40 | 37 | 1 | - | 17 | 17 | 5 | 5 | 6 | 6 | 3 | 3 | 8 | 6 |
| Grad Tuzla | 202 | 188 | 8 | 8 | 112 | 110 | 11 | 10 | 19 | 19 | 14 | 12 | 38 | 29 |
| Kalesija | 17 | 15 | 2 | 1 | 10 | 10 | - | - | 2 | 2 | 1 | - | 2 | 2 |
| Kladanj | 6 | 6 | 1 | 1 | 3 | 3 | - | - | 1 | 1 | - | - | 1 | 1 |
| Lukavac | 28 | 25 | 1 | - | 17 | 17 | - | - | 2 | 2 | 3 | 2 | 5 | 4 |
| Srebrenik | 13 | 12 | 1 | 1 | 5 | 5 | - | - | 3 | 3 | 1 | 1 | 3 | 2 |
| Živinice | 49 | 47 | 1 | 1 | 35 | 34 | - | - | 4 | 4 | 1 | 1 | 8 | 7 |
| ZENIČKO - DOBOJSKI | 328 | 320 | 26 | 25 | 145 | 145 | 10 | 10 | 55 | 55 | 13 | 12 | 79 | 73 |
| Breza | 12 | 11 | 1 | 1 | 7 | 7 | - | - | 1 | 1 | - | - | 3 | 2 |
| Doboj - Jug | 7 | 7 | - | - | 2 | 2 | - | - | 3 | 3 | 1 | 1 | 1 | 1 |
| Grad Zenica | 108 | 108 | 5 | 5 | 49 | 49 | 1 | 1 | 24 | 24 | 1 | 1 | 28 | 28 |
| Kakanj | 46 | 45 | 2 | 2 | 19 | 19 | 8 | 8 | 5 | 5 | 3 | 3 | 9 | 8 |
| Maglaj | 25 | 24 | 3 | 3 | 12 | 12 | - | - | 3 | 3 | 2 | 2 | 5 | 4 |
| Tešanj | 49 | 48 | 6 | 6 | 18 | 18 | - | - | 13 | 13 | 4 | 3 | 8 | 8 |
| Usora | 9 | 9 | 1 | 1 | 6 | 6 | - | - | - | - | - | - | 2 | 2 |
| Vareš | 5 | 5 | 2 | 2 | 1 | 1 | - | - | - | - | - | - | 2 | 2 |
| Visoko | 25 | 24 | 1 | 1 | 13 | 13 | - | - | 2 | 2 | 1 | 1 | 8 | 7 |
| Zavidovići | 23 | 21 | 2 | 2 | 8 | 8 | - | - | 2 | 2 | 1 | 1 | 10 | 8 |
| Žepče | 19 | 18 | 3 | 2 | 10 | 10 | 1 | 1 | 2 | 2 | - | - | 3 | 3 |

7. BROJ ZAPOSLENIKA U PREDŠKOLSKIM USTANOVAMA

(nastavak)

NUMBER OF EMPLOYEES IN PRESCHOOL INSTITUTIONS

(continued)

| KANTONI CANTONS | Ukupno Total | | Zaposleni u upravi Management personnel | | Zaposleni u nastavi Teaching staff | | Pedagoski savjetnici Pedagogical advisors | | Zdravstveni strucnjaci Health professionals | | Zaposleni u administraciji Employees in the administration | | Zaposleni na održavanju i operativa Maintenance and operations staff | |
|---------------------------------------|-----------------|----------------|--|----------------|--|----------------|--|----------------|--|----------------|--|----------------|---|----------------|
| | svega All | žene Female | svega All | žene Female | svega All | žene Female | svega All | žene Female | svega All | žene Female | svega All | žene Female | svega All | žene Female |
| BOSANSKO-PODRINJSKI | 37 | 31 | 1 | 1 | 16 | 16 | 3 | 3 | - | - | 3 | 2 | 14 | 9 |
| Grad Goražde | 37 | 31 | 1 | 1 | 16 | 16 | 3 | 3 | - | - | 3 | 2 | 14 | 9 |
| SREDNJOBOSANSKI | 160 | 150 | 13 | 13 | 83 | 83 | 4 | 4 | 13 | 13 | 5 | 5 | 42 | 32 |
| Bugojno | 22 | 20 | 1 | 1 | 12 | 12 | - | - | 3 | 3 | 1 | 1 | 5 | 3 |
| Donji Vakuf | 8 | 7 | 1 | 1 | 4 | 4 | - | - | - | - | - | - | 3 | 2 |
| Fojnica | 7 | 6 | 1 | 1 | 2 | 2 | - | - | 1 | 1 | - | - | 3 | 2 |
| Gornji Vakuf - Uskoplje | 6 | 6 | 1 | 1 | 2 | 2 | 1 | 1 | - | - | - | - | 2 | 2 |
| Jajce | 15 | 14 | 1 | 1 | 6 | 6 | 1 | 1 | 1 | 1 | 1 | 1 | 5 | 4 |
| Kiseljak | 18 | 18 | - | - | 12 | 12 | 1 | 1 | 1 | 1 | 1 | 1 | 3 | 3 |
| Kreševo | 6 | 5 | 1 | 1 | 2 | 2 | - | - | - | - | 1 | 1 | 2 | 1 |
| Novi Travnik | 26 | 25 | 3 | 3 | 13 | 13 | - | - | 3 | 3 | 1 | 1 | 6 | 5 |
| Travnik | 34 | 33 | 2 | 2 | 20 | 20 | 1 | 1 | 3 | 3 | - | - | 8 | 7 |
| Vitez | 18 | 16 | 2 | 2 | 10 | 10 | - | - | 1 | 1 | - | - | 5 | 3 |
| HERCEGOVAČKO - NERETVANSKI | 337 | 326 | 26 | 24 | 196 | 195 | 13 | 13 | 19 | 19 | 14 | 12 | 69 | 63 |
| Čapljina | 38 | 36 | 1 | - | 25 | 25 | 2 | 2 | - | - | 2 | 2 | 8 | 7 |
| Čitluk | 33 | 32 | - | - | 22 | 22 | - | - | - | - | 1 | 1 | 10 | 9 |
| Grad Mostar | 187 | 181 | 9 | 8 | 110 | 109 | 8 | 8 | 17 | 17 | 8 | 7 | 35 | 32 |
| Jablanica | 17 | 17 | 9 | 9 | 5 | 5 | 1 | 1 | - | - | - | - | 2 | 2 |
| Konjic | 20 | 18 | 3 | 3 | 10 | 10 | 1 | 1 | 1 | 1 | 1 | - | 4 | 3 |
| Neum | 11 | 11 | 2 | 2 | 8 | 8 | - | - | - | - | 1 | 1 | - | - |
| Prozor | 17 | 17 | 1 | 1 | 8 | 8 | 1 | 1 | 1 | 1 | 1 | 1 | 5 | 5 |
| Stolac | 14 | 14 | 1 | 1 | 8 | 8 | - | - | - | - | - | - | 5 | 5 |
| ZAPADNO- HERCEGOVAČKI | 166 | 161 | 14 | 14 | 109 | 109 | 9 | 8 | 2 | 2 | 8 | 8 | 24 | 20 |
| Grad Široki Brijeg | 65 | 64 | 5 | 5 | 48 | 48 | - | - | 1 | 1 | 1 | 1 | 10 | 9 |
| Grude | 26 | 26 | 2 | 2 | 16 | 16 | 1 | 1 | - | - | 3 | 3 | 4 | 4 |
| Ljubuški | 39 | 35 | 4 | 4 | 24 | 24 | 3 | 2 | - | - | 2 | 2 | 6 | 3 |
| Posušje | 36 | 36 | 3 | 3 | 21 | 21 | 5 | 5 | 1 | 1 | 2 | 2 | 4 | 4 |

7. BROJ ZAPOSLENIKA U PREDŠKOLSKIM USTANOVAMA

(nastavak)

NUMBER OF EMPLOYEES IN PRESCHOOL INSTITUTIONS

(continued)

| KANTONI CANTONS | Ukupno <i>Total</i> | | Zaposleni u upravi <i>Management personnel</i> | | Zaposleni u nastavi <i>Teaching staff</i> | | Pedagoski savjetnici <i>Pedagogical advisors</i> | | Zdravstveni strucnjaci <i>Health professionals</i> | | Zaposleni u administraciji <i>Employees in the administration</i> | | Zaposleni na održavanju i operativa <i>Maintenance and operations staff</i> | |
|------------------------|------------------------|-----------------------|--|-----------------------|---|-----------------------|--|-----------------------|--|-----------------------|---|-----------------------|--|-----------------------|
| | svega <i>All</i> | žene <i>Female</i> | svega <i>All</i> | žene <i>Female</i> | svega <i>All</i> | žene <i>Female</i> | svega <i>All</i> | žene <i>Female</i> | svega <i>All</i> | žene <i>Female</i> | svega <i>All</i> | žene <i>Female</i> | svega <i>All</i> | žene <i>Female</i> |
| KANTON SARAJEVO | 907 | 846 | 38 | 27 | 500 | 486 | 27 | 27 | 104 | 104 | 32 | 24 | 206 | 178 |
| Centar Sarajevo | 133 | 128 | 11 | 7 | 69 | 69 | 6 | 6 | 12 | 12 | 7 | 7 | 28 | 27 |
| Hadžići | 27 | 25 | 1 | - | 18 | 18 | 1 | 1 | 2 | 2 | 1 | - | 4 | 4 |
| Iliđža | 132 | 127 | 7 | 6 | 64 | 63 | 6 | 6 | 23 | 23 | 6 | 5 | 26 | 24 |
| Ilijaš | 20 | 19 | 1 | 1 | 13 | 12 | - | - | 1 | 1 | 1 | 1 | 4 | 4 |
| Novi Grad Sarajevo | 227 | 198 | 6 | 3 | 121 | 115 | 3 | 3 | 21 | 21 | 8 | 4 | 68 | 52 |
| Novo Sarajevo | 249 | 233 | 10 | 8 | 142 | 136 | 8 | 8 | 33 | 33 | 8 | 6 | 48 | 42 |
| Stari Grad Sarajevo | 79 | 78 | 2 | 2 | 47 | 47 | 3 | 3 | 6 | 6 | 1 | 1 | 20 | 19 |
| Vogošća | 40 | 38 | - | - | 26 | 26 | - | - | 6 | 6 | - | - | 8 | 6 |
| KANTON 10 | 80 | 75 | 7 | 6 | 43 | 43 | 4 | 4 | 2 | 2 | 3 | 3 | 21 | 17 |
| Drvar | 10 | 9 | 1 | 1 | 5 | 5 | - | - | - | - | - | - | 4 | 3 |
| Glamoč | 4 | 4 | - | - | 2 | 2 | - | - | - | - | - | - | 2 | 2 |
| Grad Livno | 46 | 42 | 4 | 3 | 27 | 27 | 4 | 4 | - | - | 2 | 2 | 9 | 6 |
| Kupres | 4 | 4 | 1 | 1 | 2 | 2 | - | - | - | - | - | - | 1 | 1 |
| Tomislavgrad | 16 | 16 | 1 | 1 | 7 | 7 | - | - | 2 | 2 | 1 | 1 | 5 | 5 |

8. BROJ ZAPOSLENIKA U PREDŠKOLSKIM USTANOVAMA PREMA STAROSNIM GRUPAMA I POLU

NUMBER OF EMPLOYEES IN PRE-SCHOOL INSTITUTIONS BY AGE GROUP AND SEX

| | Spol Sex | Ukupno Total | Starosne grupe Age groups | | | | | | | | | |
|--|-------------|-----------------|--|-------|-------|-------|-------|-------|-------|-------|-------|-------------------------------------|
| | | | manje od 25 god. Less than 25 years | 25-29 | 30-34 | 35-39 | 40-44 | 45-49 | 50-54 | 55-59 | 60-64 | 65 i više god. 65 and over |

FEDERACIJA BiH

FEDERATION B&H

| | | | | | | | | | | | | |
|--|----------------------|------|-----|-----|-----|-----|-----|-----|-----|-----|----|---|
| Ukupno <i>Total</i> | svoga / all | 1818 | 115 | 296 | 377 | 313 | 232 | 181 | 102 | 102 | 99 | 1 |
| | žene / female | 1793 | 115 | 295 | 373 | 309 | 226 | 178 | 101 | 99 | 96 | 1 |
| Zaposleni u nastavi / Teaching staff | svoga / all | 1466 | 81 | 226 | 296 | 259 | 194 | 163 | 90 | 81 | 75 | 1 |
| | žene / female | 1444 | 81 | 225 | 292 | 255 | 190 | 160 | 89 | 78 | 73 | 1 |
| Pedagoški savjetnici / Pedagogical advisors | svoga / all | 87 | 3 | 22 | 19 | 21 | 12 | 3 | 1 | 5 | 1 | - |
| | žene / female | 85 | 3 | 22 | 19 | 21 | 11 | 3 | 1 | 5 | - | - |
| Zdravstveni stručnjaci / Health professionals | svoga / all | 265 | 31 | 48 | 62 | 33 | 26 | 15 | 11 | 16 | 23 | - |
| | žene / female | 264 | 31 | 48 | 62 | 33 | 25 | 15 | 11 | 16 | 23 | - |

UNSKO-SANSKI

| | | | | | | | | | | | | |
|--|----------------------|-----|---|---|----|----|----|----|----|----|----|---|
| Ukupno <i>Total</i> | svoga / all | 136 | 7 | 8 | 19 | 22 | 20 | 21 | 12 | 14 | 13 | - |
| | žene / female | 134 | 7 | 8 | 19 | 22 | 19 | 20 | 12 | 14 | 13 | - |
| Zaposleni u nastavi / Teaching staff | svoga / all | 112 | 5 | 8 | 14 | 21 | 15 | 19 | 9 | 10 | 11 | - |
| | žene / female | 111 | 5 | 8 | 14 | 21 | 15 | 18 | 9 | 10 | 11 | - |
| Pedagoški savjetnici / Pedagogical advisors | svoga / all | 1 | - | - | - | - | - | 1 | - | - | - | - |
| | žene / female | 1 | - | - | - | - | - | 1 | - | - | - | - |
| Zdravstveni stručnjaci / Health professionals | svoga / all | 23 | 2 | - | 5 | 1 | 5 | 1 | 3 | 4 | 2 | - |
| | žene / female | 22 | 2 | - | 5 | 1 | 4 | 1 | 3 | 4 | 2 | - |

POSAVSKI

| | | | | | | | | | | | | |
|--|----------------------|----|---|---|---|---|---|---|---|---|---|---|
| Ukupno <i>Total</i> | svoga / all | 21 | 6 | 2 | 7 | 1 | 1 | 1 | - | - | 3 | - |
| | žene / female | 20 | 6 | 2 | 6 | 1 | 1 | 1 | - | - | 3 | - |
| Zaposleni u nastavi / Teaching staff | svoga / all | 21 | 6 | 2 | 7 | 1 | 1 | 1 | - | - | 3 | - |
| | žene / female | 20 | 6 | 2 | 6 | 1 | 1 | 1 | - | - | 3 | - |
| Pedagoški savjetnici / Pedagogical advisors | svoga / all | - | - | - | - | - | - | - | - | - | - | - |
| | žene / female | - | - | - | - | - | - | - | - | - | - | - |
| Zdravstveni stručnjaci / Health professionals | svoga / all | - | - | - | - | - | - | - | - | - | - | - |
| | žene / female | - | - | - | - | - | - | - | - | - | - | - |

8. BROJ ZAPOSLENIKA U PREDŠKOLSKIM USTANOVAMA PREMA STAROSNIM GRUPAMA I POLU
NUMBER OF EMPLOYEES IN PRE-SCHOOL INSTITUTIONS BY AGE GROUP AND SEX

(nastavak)
(continued)

| | Spol Sex | Ukupno Total | Starosne grupe Age groups | | | | | | | | | |
|--|-------------|-----------------|--|-------|-------|-------|-------|-------|-------|-------|-------|------------------------------------|
| | | | manje od 25 god. Less than 25 years | 25-29 | 30-34 | 35-39 | 40-44 | 45-49 | 50-54 | 55-59 | 60-64 | 65 i više god 65 and over |

UZLANSKI

| | | | | | | | | | | | | |
|---|---------------|-----|----|----|----|----|----|----|----|----|----|---|
| Ukupno Total | svoga / all | 304 | 12 | 45 | 52 | 65 | 54 | 23 | 13 | 24 | 16 | - |
| | žene / female | 298 | 12 | 44 | 52 | 65 | 51 | 23 | 13 | 23 | 15 | - |
| Zaposleni u nastavi / Teaching staff | svoga / all | 241 | 9 | 38 | 45 | 51 | 45 | 19 | 9 | 16 | 9 | - |
| | žene / female | 236 | 9 | 37 | 45 | 51 | 43 | 19 | 9 | 15 | 8 | - |
| Pedagoški savjetnici / Pedagogical advisors | svoga / all | 16 | 2 | 1 | 1 | 6 | 5 | 1 | - | - | - | - |
| | žene / female | 15 | 2 | 1 | 1 | 6 | 4 | 1 | - | - | - | - |
| Zdravstveni stručnjaci / Health professionals | svoga / all | 47 | 1 | 6 | 6 | 8 | 4 | 3 | 4 | 8 | 7 | - |
| | žene / female | 47 | 1 | 6 | 6 | 8 | 4 | 3 | 4 | 8 | 7 | - |

ZENIČKO - DOBOJSKI

| | | | | | | | | | | | | |
|---|---------------|-----|----|----|----|----|----|----|---|---|----|---|
| Ukupno Total | svoga / all | 210 | 30 | 43 | 40 | 26 | 20 | 18 | 9 | 8 | 16 | - |
| | žene / female | 210 | 30 | 43 | 40 | 26 | 20 | 18 | 9 | 8 | 16 | - |
| Zaposleni u nastavi / Teaching staff | svoga / all | 145 | 20 | 31 | 28 | 17 | 15 | 12 | 8 | 7 | 7 | - |
| | žene / female | 145 | 20 | 31 | 28 | 17 | 15 | 12 | 8 | 7 | 7 | - |
| Pedagoški savjetnici / Pedagogical advisors | svoga / all | 10 | 1 | 3 | 3 | 3 | - | - | - | - | - | - |
| | žene / female | 10 | 1 | 3 | 3 | 3 | - | - | - | - | - | - |
| Zdravstveni stručnjaci / Health professionals | svoga / all | 55 | 9 | 9 | 9 | 6 | 5 | 6 | 1 | 1 | 9 | - |
| | žene / female | 55 | 9 | 9 | 9 | 6 | 5 | 6 | 1 | 1 | 9 | - |

BOSANSKO-PODRINJSKI

| | | | | | | | | | | | | |
|---|---------------|----|---|---|---|---|---|---|---|---|---|---|
| Ukupno Total | svoga / all | 19 | - | 1 | 2 | 3 | 1 | 4 | 4 | 4 | - | - |
| | žene / female | 19 | - | 1 | 2 | 3 | 1 | 4 | 4 | 4 | - | - |
| Zaposleni u nastavi / Teaching staff | svoga / all | 16 | - | - | 1 | 3 | 1 | 4 | 4 | 3 | - | - |
| | žene / female | 16 | - | - | 1 | 3 | 1 | 4 | 4 | 3 | - | - |
| Pedagoški savjetnici / Pedagogical advisors | svoga / all | 3 | - | 1 | 1 | - | - | - | - | 1 | - | - |
| | žene / female | 3 | - | 1 | 1 | - | - | - | - | 1 | - | - |
| Zdravstveni stručnjaci / Health professionals | svoga / all | - | - | - | - | - | - | - | - | - | - | - |
| | žene / female | - | - | - | - | - | - | - | - | - | - | - |

8. BROJ ZAPOSLENIKA U PREDŠKOLSKIM USTANOVAMA PREMA STAROSNIM GRUPAMA I POLU

(nastavak)

NUMBER OF EMPLOYEES IN PRE-SCHOOL INSTITUTIONS BY AGE GROUP AND SEX

(continued)

| | Spol Sex | Ukupno Total | Starosne grupe Age groups | | | | | | | | | |
|--|-------------|-----------------|--|-------|-------|-------|-------|-------|-------|-------|-------|------------------------------------|
| | | | manje od 25 god. Less than 25 years | 25-29 | 30-34 | 35-39 | 40-44 | 45-49 | 50-54 | 55-59 | 60-64 | 65 i više god 65 and over |

SREDNJOBOSANSKI

| | | | | | | | | | | | | |
|---|---------------|-----|---|----|----|----|----|----|----|---|---|---|
| Ukupno Total | svoga / all | 100 | 3 | 17 | 23 | 16 | 10 | 12 | 11 | 5 | 3 | - |
| | žene / female | 100 | 3 | 17 | 23 | 16 | 10 | 12 | 11 | 5 | 3 | - |
| Zaposleni u nastavi / Teaching staff | svoga / all | 83 | 3 | 11 | 17 | 14 | 9 | 11 | 10 | 5 | 3 | - |
| | žene / female | 83 | 3 | 11 | 17 | 14 | 9 | 11 | 10 | 5 | 3 | - |
| Pedagoški savjetnici / Pedagogical advisors | svoga / all | 4 | - | - | 1 | 2 | 1 | - | - | - | - | - |
| | žene / female | 4 | - | - | 1 | 2 | 1 | - | - | - | - | - |
| Zdravstveni stručnjaci / Health professionals | svoga / all | 13 | - | 6 | 5 | - | - | 1 | 1 | - | - | - |
| | žene / female | 13 | - | 6 | 5 | - | - | 1 | 1 | - | - | - |

HERCEGOVAČKO -
NERETVANSKI

| | | | | | | | | | | | | |
|---|---------------|-----|---|----|----|----|----|----|----|----|----|---|
| Ukupno Total | svoga / all | 228 | 3 | 24 | 34 | 44 | 35 | 43 | 14 | 13 | 17 | 1 |
| | žene / female | 227 | 3 | 24 | 34 | 43 | 35 | 43 | 14 | 13 | 17 | 1 |
| Zaposleni u nastavi / Teaching staff | svoga / all | 196 | 3 | 18 | 26 | 35 | 31 | 41 | 14 | 13 | 14 | 1 |
| | žene / female | 195 | 3 | 18 | 26 | 34 | 31 | 41 | 14 | 13 | 14 | 1 |
| Pedagoški savjetnici / Pedagogical advisors | svoga / all | 13 | - | 3 | 5 | 4 | 1 | - | - | - | - | - |
| | žene / female | 13 | - | 3 | 5 | 4 | 1 | - | - | - | - | - |
| Zdravstveni stručnjaci / Health professionals | svoga / all | 19 | - | 3 | 3 | 5 | 3 | 2 | - | - | 3 | - |
| | žene / female | 19 | - | 3 | 3 | 5 | 3 | 2 | - | - | 3 | - |

ZAPADNOHERCEGOVAČKI

| | | | | | | | | | | | | |
|---|---------------|-----|---|----|----|----|----|----|---|---|---|---|
| Ukupno Total | svoga / all | 120 | 3 | 28 | 24 | 14 | 18 | 13 | 6 | 8 | 6 | - |
| | žene / female | 119 | 3 | 28 | 24 | 14 | 18 | 13 | 6 | 8 | 5 | - |
| Zaposleni u nastavi / Teaching staff | svoga / all | 109 | 3 | 25 | 24 | 14 | 16 | 13 | 4 | 5 | 5 | - |
| | žene / female | 109 | 3 | 25 | 24 | 14 | 16 | 13 | 4 | 5 | 5 | - |
| Pedagoški savjetnici / Pedagogical advisors | svoga / all | 9 | - | 3 | - | - | 1 | - | 1 | 3 | 1 | - |
| | žene / female | 8 | - | 3 | - | - | 1 | - | 1 | 3 | - | - |
| Zdravstveni stručnjaci / Health professionals | svoga / all | 2 | - | - | - | - | 1 | - | 1 | - | - | - |
| | žene / female | 2 | - | - | - | - | 1 | - | 1 | - | - | - |

8. BROJ ZAPOSLENIKA U PREDŠKOLSKIM USTANOVAMA PREMA STAROSNIM GRUPAMA I POLU

(nastavak)

NUMBER OF EMPLOYEES IN PRE-SCHOOL INSTITUTIONS BY AGE GROUP AND SEX

(continued)

| | Spol Sex | Ukupno Total | Starosne grupe Age groups | | | | | | | | | |
|--|-------------|-----------------|--|-------|-------|-------|-------|-------|-------|-------|-------|------------------------------------|
| | | | manje od 25 god. Less than 25 years | 25-29 | 30-34 | 35-39 | 40-44 | 45-49 | 50-54 | 55-59 | 60-64 | 65 i više god 65 and over |

KANTON SARAJEVO

| | | | | | | | | | | | | |
|---|---------------|-----|----|-----|-----|-----|----|----|----|----|----|---|
| Ukupno Total | svega / all | 631 | 51 | 122 | 166 | 114 | 67 | 43 | 24 | 23 | 21 | - |
| | žene / female | 617 | 51 | 122 | 163 | 111 | 65 | 41 | 23 | 21 | 20 | - |
| Zaposleni u nastavi / Teaching staff | svega / all | 500 | 32 | 89 | 125 | 95 | 56 | 40 | 24 | 20 | 19 | - |
| | žene / female | 486 | 32 | 89 | 122 | 92 | 54 | 38 | 23 | 18 | 18 | - |
| Pedagoški savjetnici / Pedagogical advisors | svega / all | 27 | - | 9 | 7 | 6 | 3 | 1 | - | 1 | - | - |
| | žene / female | 27 | - | 9 | 7 | 6 | 3 | 1 | - | 1 | - | - |
| Zdravstveni stručnjaci / Health professionals | svega / all | 104 | 19 | 24 | 34 | 13 | 8 | 2 | - | 2 | 2 | - |
| | žene / female | 104 | 19 | 24 | 34 | 13 | 8 | 2 | - | 2 | 2 | - |

KANTON 10

| | | | | | | | | | | | | |
|---|---------------|----|---|---|----|---|---|---|---|---|---|---|
| Ukupno Total | svega / all | 49 | - | 6 | 10 | 8 | 6 | 3 | 9 | 3 | 4 | - |
| | žene / female | 49 | - | 6 | 10 | 8 | 6 | 3 | 9 | 3 | 4 | - |
| Zaposleni u nastavi / Teaching staff | svega / all | 43 | - | 4 | 9 | 8 | 5 | 3 | 8 | 2 | 4 | - |
| | žene / female | 43 | - | 4 | 9 | 8 | 5 | 3 | 8 | 2 | 4 | - |
| Pedagoški savjetnici / Pedagogical advisors | svega / all | 4 | - | 2 | 1 | - | 1 | - | - | - | - | - |
| | žene / female | 4 | - | 2 | 1 | - | 1 | - | - | - | - | - |
| Zdravstveni stručnjaci / Health professionals | svega / all | 2 | - | - | - | - | - | - | 1 | 1 | - | - |
| | žene / female | 2 | - | - | - | - | - | - | 1 | 1 | - | - |

9. DJECA PREMA ODGOJNIM GRUPAMA U JASLICAMA PREMA STAROSTI I SPOLU

CHILDREN ACCORDING TO EDUCATION GROUPS IN THE CHILDRENS NURSERY BY AGE AND SEX

| KANTONI CANTONS | Broj jaslica <i>Number of nurseries</i> | Broj odgojnih grupa <i>Number of educational groups</i> | Ukupno djece <i>Total children</i> | | Djeca prema starosti <i>Children by age</i> | | | | | |
|--|--|---|---------------------------------------|-------------------------|--|-------------------------|---|-------------------------|---|-------------------------|
| | | | | | do 1. god. <i>Under 1 year</i> | | od navršene 1. do 2. godine <i>From age 1-2 years</i> | | od navršene 2. do 3. godine <i>From age 2-3 years</i> | |
| | | | svega <i>All</i> | ženski <i>Female</i> | svega <i>All</i> | ženski <i>Female</i> | svega <i>All</i> | ženski <i>Female</i> | svega <i>All</i> | ženski <i>Female</i> |
| FEDERACIJA BiH <i>FEDERATION B&H</i> | 157 | 257 | 4419 | 2101 | 278 | 147 | 1720 | 776 | 2421 | 1178 |
| UNSKO-SANSKI | 16 | 18 | 316 | 150 | 3 | - | 116 | 60 | 197 | 90 |
| Bosanska Krupa | 1 | 1 | 15 | 8 | - | - | 3 | 2 | 12 | 6 |
| Bosanski Petrovac | 1 | 1 | 16 | 10 | - | - | 5 | 3 | 11 | 7 |
| Bužim | 1 | 1 | 16 | 9 | - | - | 2 | - | 14 | 9 |
| Grad Bihać | 7 | 9 | 155 | 67 | - | - | 74 | 39 | 81 | 28 |
| Grad Cazin | 1 | 1 | 16 | 7 | - | - | - | - | 16 | 7 |
| Ključ | 1 | 1 | 10 | 3 | - | - | 1 | - | 9 | 3 |
| Sanski Most | 1 | 2 | 34 | 22 | - | - | 14 | 7 | 20 | 15 |
| Velika Kladuša | 3 | 2 | 54 | 24 | 3 | - | 17 | 9 | 34 | 15 |
| POSAVSKI | 3 | 2 | 36 | 17 | - | - | 14 | 8 | 22 | 9 |
| Domaljevac-Šamac | 1 | 1 | 7 | 4 | - | - | 2 | 1 | 5 | 3 |
| Odžak | 1 | - | 12 | 5 | - | - | 4 | 3 | 8 | 2 |
| Orašje | 1 | 1 | 17 | 8 | - | - | 8 | 4 | 9 | 4 |
| TUZLANSKI | 21 | 28 | 559 | 283 | 57 | 35 | 239 | 112 | 263 | 136 |
| Banovići | 1 | 1 | 20 | 8 | 1 | 1 | 19 | 7 | - | - |
| Doboj Istok | 1 | 1 | 15 | 4 | - | - | 5 | 2 | 10 | 2 |
| Gračanica | 3 | 3 | 56 | 23 | - | - | 23 | 12 | 33 | 11 |
| Gradačac | 2 | 3 | 56 | 28 | - | - | 23 | 9 | 33 | 19 |
| Grad Tuzla | 8 | 13 | 273 | 138 | 54 | 33 | 118 | 54 | 101 | 51 |
| Kalesija | 1 | 1 | 20 | 10 | - | - | 7 | 4 | 13 | 6 |
| Kladanj | 1 | 1 | 22 | 15 | - | - | 4 | 2 | 18 | 13 |
| Lukavac | 1 | - | 18 | 11 | - | - | 3 | 2 | 15 | 9 |
| Srebrenik | 1 | 1 | 19 | 10 | - | - | 7 | 3 | 12 | 7 |
| Živinice | 2 | 4 | 60 | 36 | 2 | 1 | 30 | 17 | 28 | 18 |
| ZENIČKO-DOBOJSKI | 28 | 45 | 580 | 297 | 36 | 16 | 214 | 101 | 330 | 180 |
| Breza | 1 | 1 | 18 | 10 | - | - | 9 | 4 | 9 | 6 |
| Doboj - Jug | 1 | 1 | 17 | 9 | 1 | - | 6 | 3 | 10 | 6 |
| Grad Zenica | 9 | 12 | 155 | 76 | 4 | 1 | 54 | 29 | 97 | 46 |
| Kakanj | 2 | 11 | 114 | 64 | 11 | 8 | 25 | 11 | 78 | 45 |
| Maglaj | 2 | 3 | 47 | 21 | - | - | 26 | 11 | 21 | 10 |
| Tešanj | 7 | 10 | 111 | 49 | 5 | 1 | 56 | 22 | 50 | 26 |
| Usora | 1 | 1 | 14 | 9 | - | - | 4 | 2 | 10 | 7 |
| Visoko | 1 | 3 | 59 | 30 | 15 | 6 | 19 | 10 | 25 | 14 |
| Zavidovići | 2 | 2 | 27 | 18 | - | - | 15 | 9 | 12 | 9 |
| Žepče | 2 | 1 | 18 | 11 | - | - | - | - | 18 | 11 |
| BOSANSKO-PODRINJSKI | - | - | - | - | - | - | - | - | - | - |
| Grad Goražde | - | - | - | - | - | - | - | - | - | - |

9. DJECA PREMA ODGOJNIM GRUPAMA U JASLICAMA PREMA STAROSTI I SPOLU

(nastavak)

CHILDREN ACCORDING TO EDUCATION GROUPS IN THE CHILDRENS NURSERY BY AGE AND SEX

(continued)

| KANTONI CANTONS | Broj jaslica Number of nurseries | Broj odgojnih grupa Number of educational groups | Ukupno djece Total children | | Djeca prema starosti Children by age | | | | | |
|---------------------------------------|--|--|--------------------------------|-----|---|------------------|--|------------------|--|------------------|
| | | | | | do 1. god. Under 1 year | | od navršene 1. do 2. godine From age 1-2 years | | od navršene 2. do 3. godine From age 2-3 years | |
| | | | | | svega All | ženski Female | svega All | ženski Female | svega All | ženski Female |
| SREDNJOBOSANSKI | 11 | 16 | 298 | 157 | 3 | 3 | 132 | 65 | 163 | 89 |
| Bugojno | 1 | 3 | 68 | 38 | - | - | 42 | 23 | 26 | 15 |
| Fojnica | 1 | 1 | 11 | 3 | - | - | 3 | - | 8 | 3 |
| Jajce | 1 | 1 | 39 | 20 | - | - | 16 | 8 | 23 | 12 |
| Kiseljak | 2 | 3 | 43 | 24 | - | - | 17 | 7 | 26 | 17 |
| Kreševo | 1 | 1 | 21 | 9 | - | - | 2 | 1 | 19 | 8 |
| Novi Travnik | 2 | 3 | 57 | 32 | 1 | 1 | 28 | 14 | 28 | 17 |
| Travnik | 2 | 3 | 49 | 26 | 2 | 2 | 24 | 12 | 23 | 12 |
| Vitez | 1 | 1 | 10 | 5 | - | - | - | - | 10 | 5 |
| HERCEGOVAČKO - NERETVANSKI | 19 | 31 | 552 | 252 | 68 | 39 | 201 | 88 | 283 | 125 |
| Čapljina | 2 | 6 | 60 | 27 | - | - | 23 | 9 | 37 | 18 |
| Čitluk | 2 | 7 | 61 | 25 | 8 | 4 | 28 | 11 | 25 | 10 |
| Grad Mostar | 11 | 13 | 333 | 155 | 60 | 35 | 133 | 60 | 140 | 60 |
| Konjic | 2 | 3 | 62 | 27 | - | - | 6 | 3 | 56 | 24 |
| Prozor - Rama | 1 | 1 | 17 | 8 | - | - | 4 | 1 | 13 | 7 |
| Stolac | 1 | 1 | 19 | 10 | - | - | 7 | 4 | 12 | 6 |
| ZAPADNOHERCEGOVAČKI | 17 | 11 | 303 | 139 | 9 | 5 | 116 | 52 | 178 | 82 |
| Grad Široki Brijeg | 7 | 5 | 128 | 56 | 3 | 2 | 53 | 21 | 72 | 33 |
| Grude | 2 | 3 | 26 | 12 | - | - | 6 | 3 | 20 | 9 |
| Ljubuški | 5 | - | 88 | 39 | 6 | 3 | 32 | 13 | 50 | 23 |
| Posušje | 3 | 3 | 61 | 32 | - | - | 25 | 15 | 36 | 17 |
| KANTON SARAJEVO | 38 | 98 | 1702 | 765 | 95 | 43 | 667 | 276 | 940 | 446 |
| Centar Sarajevo | 6 | 11 | 220 | 84 | 4 | 1 | 83 | 32 | 133 | 51 |
| Hadžići | 2 | 1 | 58 | 23 | 9 | 4 | 22 | 4 | 27 | 15 |
| Iliđža | 9 | 17 | 282 | 132 | 9 | 5 | 130 | 54 | 143 | 73 |
| Ilijaš | 2 | 5 | 69 | 31 | 2 | - | 26 | 12 | 41 | 19 |
| Novi Grad Sarajevo | 6 | 25 | 422 | 198 | 26 | 11 | 133 | 52 | 263 | 135 |
| Novo Sarajevo | 8 | 27 | 471 | 208 | 10 | 4 | 214 | 93 | 247 | 111 |
| Stari Grad Sarajevo | 2 | 7 | 85 | 44 | 12 | 5 | 29 | 14 | 44 | 25 |
| Vogošća | 3 | 5 | 95 | 45 | 23 | 13 | 30 | 15 | 42 | 17 |
| KANTON 10 | 4 | 8 | 73 | 41 | 7 | 6 | 21 | 14 | 45 | 21 |
| Glamoč | 1 | 1 | 8 | 6 | 2 | 1 | 3 | 3 | 3 | 2 |
| Grad Livno | 2 | 3 | 36 | 21 | 5 | 5 | 11 | 6 | 20 | 10 |
| Tomislavgrad | 1 | 4 | 29 | 14 | - | - | 7 | 5 | 22 | 9 |

10. BROJ ZAPOSLENIKA U ODGOJNIM GRUPAMA U JASLICAMA
NUMBER OF EMPLOYEES IN EDUCATIONAL GROUPS IN NURSERIES

| KANTONI CANTONS | Ukupno Total | | Zaposleni u upravi Management personnal | | Zaposleni u nastavi Teaching staff | | Pedagoski savjetnici Pedagogical advisors | | Zdravstveni strucnjaci Health professionals | | Zaposleni u administraciji Employees in the administration | | Zaposleni na održavanju i operativa Maintenance and operations staff | |
|--------------------|-----------------|----------------|--|----------------|--|----------------|--|----------------|--|----------------|--|----------------|---|----------------|
| | svega All | žene Female | svega All | žene Female | svega All | žene Female | svega All | žene Female | svega All | žene Female | svega All | žene Female | svega All | žene Female |

FEDERACIJA BiH 588 575 21 17 262 260 9 8 233 232 10 9 53 49
FEDERATION B&H

UNSKO-SANSKI 50 48 3 3 17 17 - - 20 19 1 1 9 8
 Bosanska Krupa 2 2 - - 1 1 - - 1 1 - - - -
 Bosanski Petrovac 9 8 1 1 - - - - 2 2 1 1 5 4
 Bužim 2 2 - - 1 1 - - 1 1 - - - -
 Grad Bihać 16 15 - - 8 8 - - 7 6 - - 1 1
 Grad Cazin 7 7 - - 2 2 - - 3 3 - - 2 2
 Ključ - - - - - - - - - - - - - -
 Sanski Most 5 5 - - - - - - 4 4 - - 1 1
 Velika Kladuša 9 9 2 2 5 5 - - 2 2 - - - -

POSAVSKI 15 15 1 1 12 12 - - - - - - 2 2
 Domaljevac-Šamac 9 9 1 1 6 6 - - - - - - 2 2
 Odžak 2 2 - - 2 2 - - - - - - - -
 Orašje 4 4 - - 4 4 - - - - - - - -

TUZLANSKI 56 56 - - 17 17 - - 39 39 - - - -
 Banovići 2 2 - - 1 1 - - 1 1 - - - -
 Doboj Istok 2 2 - - 1 1 - - 1 1 - - - -
 Gračanica 6 6 - - 2 2 - - 4 4 - - - -
 Gradačac 5 5 - - - - - - 5 5 - - - -
 Grad Tuzla 25 25 - - 6 6 - - 19 19 - - - -
 Kalesija 2 2 - - - - - - 2 2 - - - -
 Kladanj 2 2 - - 1 1 - - 1 1 - - - -
 Lukavac 2 2 - - 1 1 - - 1 1 - - - -
 Srebrenik 2 2 - - 1 1 - - 1 1 - - - -
 Živinice 8 8 - - 4 4 - - 4 4 - - - -

10. BROJ ZAPOSLENIKA U ODGOJNIM GRUPAMA U JASLICAMA

(nastavak)

NUMBER OF EMPLOYEES IN EDUCATIONAL GROUPS IN NURSERIES

(continued)

| KANTONI CANTONS | Ukupno Total | | Zaposleni u upravi Management personnel | | Zaposleni u nastavi Teaching staff | | Pedagoski savjetnici Pedagogical advisors | | Zdravstveni strucnjaci Health professionals | | Zaposleni u administraciji Employees in the administration | | Zaposleni na održavanju i operativa Maintenance and operations staff | |
|---------------------------------------|-----------------|----------------|--|----------------|--|----------------|--|----------------|--|----------------|--|----------------|---|----------------|
| | svega All | žene Female | svega All | žene Female | svega All | žene Female | svega All | žene Female | svega All | žene Female | svega All | žene Female | svega All | žene Female |
| ZENIČKO - DOBOJSKI | 81 | 78 | 3 | 3 | 22 | 20 | - | - | 45 | 45 | 5 | 4 | 6 | 6 |
| Breza | 2 | 2 | - | - | 1 | 1 | - | - | 1 | 1 | - | - | - | - |
| Doboj - Jug | 3 | 3 | - | - | - | - | - | - | 3 | 3 | - | - | - | - |
| Grad Zenica | 26 | 26 | - | - | 3 | 3 | - | - | 20 | 20 | 2 | 2 | 1 | 1 |
| Kakanj | 5 | 3 | - | - | 3 | 1 | - | - | 2 | 2 | - | - | - | - |
| Maglaj | 6 | 6 | - | - | 3 | 3 | - | - | 3 | 3 | - | - | - | - |
| Tešanj | 23 | 22 | 2 | 2 | 4 | 4 | - | - | 11 | 11 | 2 | 1 | 4 | 4 |
| Usora | 2 | 2 | - | - | 2 | 2 | - | - | - | - | - | - | - | - |
| Visoko | 7 | 7 | 1 | 1 | 2 | 2 | - | - | 2 | 2 | 1 | 1 | 1 | 1 |
| Zavidovići | 4 | 4 | - | - | 2 | 2 | - | - | 2 | 2 | - | - | - | - |
| Žepče | 3 | 3 | - | - | 2 | 2 | - | - | 1 | 1 | - | - | - | - |
| BOSANSKO-PODRINJSKI | - | - | - | - | - | - | - | - | - | - | - | - | - | - |
| Grad Goražde | - | - | - | - | - | - | - | - | - | - | - | - | - | - |
| SREDNJOBOSANSKI | 43 | 41 | 2 | 2 | 18 | 18 | 1 | 1 | 11 | 11 | 1 | 1 | 10 | 8 |
| Bugojno | 6 | 6 | - | - | 3 | 3 | - | - | 3 | 3 | - | - | - | - |
| Fojnica | 2 | 2 | - | - | 1 | 1 | - | - | 1 | 1 | - | - | - | - |
| Jajce | 15 | 14 | 1 | 1 | 6 | 6 | 1 | 1 | 1 | 1 | 1 | 1 | 5 | 4 |
| Kiseljak | 2 | 2 | - | - | 1 | 1 | - | - | 1 | 1 | - | - | - | - |
| Kreševo | 6 | 5 | 1 | 1 | 2 | 2 | - | - | - | - | - | - | 3 | 2 |
| Novi Travnik | 7 | 7 | - | - | 2 | 2 | - | - | 3 | 3 | - | - | 2 | 2 |
| Travnik | 3 | 3 | - | - | 1 | 1 | - | - | 2 | 2 | - | - | - | - |
| Vitez | 2 | 2 | - | - | 2 | 2 | - | - | - | - | - | - | - | - |
| HERCEGOVAČKO - NERETVANSKI | 71 | 71 | 1 | 1 | 43 | 43 | 1 | 1 | 19 | 19 | 1 | 1 | 6 | 6 |
| Čapljina | 10 | 10 | - | - | 10 | 10 | - | - | - | - | - | - | - | - |
| Čitluk | 4 | 4 | - | - | 4 | 4 | - | - | - | - | - | - | - | - |
| Grad Mostar | 42 | 42 | - | - | 24 | 24 | - | - | 17 | 17 | - | - | 1 | 1 |
| Konjic | 2 | 2 | - | - | 1 | 1 | - | - | 1 | 1 | - | - | - | - |
| Prozor | 11 | 11 | 1 | 1 | 2 | 2 | 1 | 1 | 1 | 1 | 1 | 1 | 5 | 5 |
| Stolac | 2 | 2 | - | - | 2 | 2 | - | - | - | - | - | - | - | - |

10. BROJ ZAPOSLENIKA U ODGOJNIM GRUPAMA U JASLICAMA
NUMBER OF EMPLOYEES IN EDUCATIONAL GROUPS IN NURSERIES

(nastavak)
(continued)

| KANTONI CANTONS | Ukupno Total | | Zaposleni u upravi Management personnel | | Zaposleni u nastavi Teaching staff | | Pedagoski savjetnici Pedagogical advisors | | Zdravstveni strucnjaci Health professionals | | Zaposleni u administraciji Employees in the administration | | Zaposleni na održavanju i operativa Maintenance and operations staff | |
|----------------------------|-----------------|----------------|--|----------------|--|----------------|--|----------------|--|----------------|--|----------------|---|----------------|
| | svega All | žene Female | svega All | žene Female | svega All | žene Female | svega All | žene Female | svega All | žene Female | svega All | žene Female | svega All | žene Female |
| ZAPADNOHERCEGOVAČKI | 38 | 37 | 1 | 1 | 33 | 33 | 1 | - | 1 | 1 | - | - | 2 | 2 |
| Grad Široki Brijeg | 16 | 16 | - | - | 16 | 16 | - | - | - | - | - | - | - | - |
| Grude | 2 | 2 | - | - | 2 | 2 | - | - | - | - | - | - | - | - |
| Ljubuški | 9 | 8 | - | - | 8 | 8 | 1 | - | - | - | - | - | - | - |
| Posušje | 11 | 11 | 1 | 1 | 7 | 7 | - | - | 1 | 1 | - | - | 2 | 2 |
| KANTON SARAJEVO | 223 | 218 | 10 | 6 | 91 | 91 | 6 | 6 | 96 | 96 | 2 | 2 | 18 | 17 |
| Centar Sarajevo | 33 | 29 | 7 | 3 | 8 | 8 | - | - | 11 | 11 | 2 | 2 | 5 | 5 |
| Hadžići | 5 | 5 | - | - | 1 | 1 | 1 | 1 | 3 | 3 | - | - | - | - |
| Iliđža | 35 | 34 | 3 | 3 | 16 | 16 | 2 | 2 | 10 | 10 | - | - | 4 | 3 |
| Ilijaš | 6 | 6 | - | - | 5 | 5 | - | - | 1 | 1 | - | - | - | - |
| Novi Grad Sarajevo | 58 | 58 | - | - | 24 | 24 | - | - | 29 | 29 | - | - | 5 | 5 |
| Novo Sarajevo | 59 | 59 | - | - | 24 | 24 | 3 | 3 | 32 | 32 | - | - | - | - |
| Stari Grad Sarajevo | 13 | 13 | - | - | 7 | 7 | - | - | 5 | 5 | - | - | 1 | 1 |
| Vogošća | 14 | 14 | - | - | 6 | 6 | - | - | 5 | 5 | - | - | 3 | 3 |
| KANTON 10 | 11 | 11 | - | - | 9 | 9 | - | - | 2 | 2 | - | - | - | - |
| Glamoč | 1 | 1 | - | - | 1 | 1 | - | - | - | - | - | - | - | - |
| Grad Livno | 6 | 6 | - | - | 6 | 6 | - | - | - | - | - | - | - | - |
| Tomislavgrad | 4 | 4 | - | - | 2 | 2 | - | - | 2 | 2 | - | - | - | - |