



Bosna i Hercegovina
Federacija Bosne i Hercegovine
**Federalni zavod
za statistiku
Institute for
Statistics of FBiH**

ISSN 1512-5106

BILJNA PROIZVODNJA
PLANT PRODUCTION
2020



STATISTIČKI BILTEN
322 STATISTICAL BULLETIN 322

Sarajevo, 2021.



Bosna i Hercegovina
Federacija Bosne i Hercegovine
**Federalni zavod
za statistiku
Institute for
Statistics of FBiH**

ISSN 1512-5106

**BILJNA PROIZVODNJA
PLANT PRODUCT
2020**

322 STATISTIČKI BILTEN **322**
STATISTICAL BULLETIN

Sarajevo, 2021.

PREDGOVOR

PREFACE

Federalni zavod za statistiku uradio je statistički bilten "Biljna proizvodnja u 2020. godini" u kojem su prezentirani podaci biljne proizvodnje, a rezultat su provedenih statističkih istraživanja prema Planu provođenja statističkih istraživanja od interesa za Federaciju Bosne i Hercegovine.

Želja nam je da našim korisnicima prezentiramo što više podataka o biljnoj proizvodnji u Federaciji Bosne i Hercegovine, kao što su podaci o zasijanim površinama u 2019/20. godini, ukupnoj proizvodnji usjeva, voća i grožđa i prosječnim prinosima istih u 2020. godini.

Podaci su dati za nivo Federacije Bosne i Hercegovine, kantona i općina.

Institute for Statistics of FBiH has completed the statistical Bulletin "Plant production in 2020" in which data are presented on crop production from regular statistical surveys in accordance with "The Statistical Research Programme for the Federation of Bosnia and Herzegovina".

We want to present more data on plant production in Federation of Bosnia and Herzegovina to our users, such as: the sown area in 2019/20, total crop, fruit and grapes production and their average yield (t/ha, kg/tree and kg/vine) in 2020.

Data are presented for the Federation of Bosnia and Herzegovina, cantons and municipalities.

Doc. dr. Emir Kremić, direktor
Federalnog zavoda za statistiku

*Assist.Prof. Dr. Emir Kremić, Director General
Institute for Statistics of FBiH*

Sarajevo, april/travanj 2021.
Sarajevo, April 2021

	SKRAĆENICE/KRATICE
a	
ha	hektar
t	tona
kg	kilogram

	ABBREVIATIONS
ha	hectare
t	ton
kg	kilogram

	ZNAKOVI
-	nema pojave
0	podatak je manji od 0,5 upotrijebljene jedinice mjere

	SYMBOLS
-	no occurrence
0	value is less than 0.5 of the unit of measure used

SADRŽAJ

CONTENT

PREDGOVOR	3
<i>PREFACE</i>	
SKRAĆENICE/KRATICE I ZNAKOVI	4
<i>ABBREVIATIONS AND SYMBOLS</i>	
METODLOŠKA OBJAŠNENJA	7
<i>METHODOLOGICAL NOTES</i>	
PROIZVODNJA VAŽNIJIH USJEVA	8
<i>MAIN CROP PRODUCTION</i>	
PROIZVODNJA VOĆA	10
<i>FRUIT PRODUCTION</i>	
ZASIJANE POVRŠINE U FBiH U 2019/20	12
<i>SOWN AREA BY CANTONS IN FBiH IN 2019/20</i>	
ZASIJANE POVRŠINE USJEVA PO KANTONIMA I OPĆINAMA U 2019/20	14
<i>SOWN AREA OF SELECTED CROPS BY CANTONS AND MUNICIPALITIES IN 2019/20</i>	
PROIZVODNJA RANIH USJEVA U 2020. GODINI	18
<i>EARLY CROP PRODUCTION IN 2020</i>	
PROIZVODNJA RANOG VOĆA U 2020. GODINI	19
<i>EARLY FRUIT PRODUCTION IN 2020</i>	
PROIZVODNJA KASNIH USJEVA U 2020. GODINI	20
<i>LATE CROP PRODUCTION BY CANTONS IN 2020</i>	
PROIZVODNJA KASNOG VOĆA U 2020. GODINI	22
<i>LATE FRUIT PRODUCTION IN 2020</i>	
PRINOSI USJEVA, VOĆA I GROŽĐA PO KANTONIMA I OPĆINAMA U 2020	24
<i>CROP, FRUIT AND GRAPES PRODUCTION BY CANTONS AND MUNICIPALITIES IN 2020</i>	

METODOLOŠKA OBJAŠNJENJA

METHODOLOGICAL EXPLANATIONS

Podaci o biljnoj proizvodnji prikupljaju se redovnim statističkim istraživanjima i to:

- 1) Podaci o zasijanim površinama (PO-21 i PO-22),
- 2) Podaci o ostvarenim prinosima usjeva, voća i grožđa (PO-32, PO-33 i PO-34).

Podaci predstavljaju ukupno ostvarenu poljoprivrednu proizvodnju, iako se prikupljanje podataka obavlja ovisno od izvještajne jedinice. Izvještajne jedinice za biljnu proizvodnju su:

- 1) poslovni subjekti, zemljoradničke zadruge i druge organizacije koje se bave poljoprivrednom proizvodnjom i dostavljaju podatke redovnim statističkim izvještajima,
- 2) općine za porodična/obiteljska poljoprivredna gazdinstva / gospodarstva, a podaci se prikupljaju metodom procjene koju rade stručnjaci za poljoprivredu u općinama. Podaci se iskazuju za općinu ukupno.

Podaci o zasijanim površinama i broju stabala voća i čokota/trsova

Prvo se utvrđuju podaci o površinama pojedinih kategorija korištenja zemljišta i upoređuju sa istim podacima iz prethodne godine. Obavezno voditi računa o promjenama površina pojedinih kategorija korištenja zemljišta u toku godine.

Poslije toga procjenjuju se zasijane površine na oranicama i baštama po pojedinim usjevima, broj stabala voća po vrstama voća, kao i broj čokota/trsova vinove loze (ukupan broj i broj sposobnih za rod).

Podaci o ostvarenoj proizvodnji usjeva, voća i grožđa

Požnjevena površina je površina sa koje je usjev požnjeven i prinos ubran. Požnjevena površina može biti manja od zasijane površine u slučaju ako su usjevi na nekim površinama usljed elementarnih i drugih nepogoda uništeni, te zbog toga nije obavljena žetva niti ubran prinos.

Kod voća i čokota/trsova uzima se broj stabala i čokota/trsova sposobnih za rod, a ne broj stabala sa kojih je ubran prinos. Ako je u međuvremenu došlo do stradanja nekih stabala ili čokota/trsova podaci moraju biti umanjeni za taj broj stabala ili čokota/trsova.

Ostvareni prinos ratarskih usjeva predstavlja prinos normalne vlažnosti koji je dobiven po završenoj žetvi/berbi i vršidbi, tj. prinos po odbitku količina izgubljenih pri žetvi, prijevozu do gazdinstva /gospodarstva, vršidbi i sl.

Prinos po jedinici površine (t/ha) obračunat je na požnjevenu površinu.

Prinos po stablu i čokotu/trsu (u kg) obračunat je na stablo sposobno za rod, odnosno na čokot/trs.

The data on crop production are collected through regular statistical surveys:

- 1) *The data on sown area: (PO-21 and PO-22),*
- 2) *The data on production of arable crops, fruit and grapes: (PO-32, PO-33 and PO-34).*

The data include total production; although the data are collected separately by kind of report unit. The report units for plant production are:

- 1) *The agricultural enterprises, agricultural co-operatives and other organizations which are engaged in agriculture and data are gathered through regular statistical reports,*
- 2) *The family agricultural holdings and data are gathered through estimations. The estimations are made on local level - for each municipality in total. The estimators are currently agricultural experts in the local authorities of municipalities.*

Data on sown area and number of fruit trees and vines

The first phase is the assessment of land use data and comparing this data with data of last year. It is important to take into account the changes of land use categories during the determined year.

Then to assess total sown arable area and to make estimation on number of fruit trees and vines (total number and number of fruit-bearing trees/vines).

Crop, fruit and grape production data

Harvested area *is the area on which crops are harvested and yields are gathered. It can be smaller than the sown area in the case that crops were weather-beaten and because of the harvest was not carried out.*

The trees and vines *– are number of trees and vines capable of bearing, not tree numbers where crops were taken. In the case of harm to trees and vines this should be disposed of.*

Realized yield crop *is the yield of standard humidity after the deduction of all losses during harvest, transport and threshing.*

Yield per unit of area (t/ha) *is computed on the base of harvested area.*

Yield per tree/vine (in kg) *is computed for fruit - bearing tree or vine.*

PROIZVODNJA VAŽNIJIH USJEVA
MAIN CROP PRODUCTION

	2018		2019		2020		
	ukupna total, t	t/ha	ukupna total, t	t/ha	ukupna total, t	t/ha	
Federacija Bosne i Hercegovine							
Pšenica	76.963	3,8	70.982	3,6	86.302	4,4	<i>Wheat</i>
Ječam	26.608	3,0	29.122	3,3	32.932	3,6	<i>Barley</i>
Kukuruz, zrno	270.282	5,7	243.093	5,3	304.646	6,3	<i>Maize-grain</i>
Krompir/krumpir	203.620	9,6	199.768	9,7	233.383	9,5	<i>Potato</i>
Grah	5.624	1,5	6.479	1,6	7.617	1,7	<i>Bean</i>
Kupus	37.533	13,3	35.905	13,2	36.638	13,1	<i>Cabbage</i>
Kukuruz, zelena masa	498.306	21,0	403.754	16,4	509.204	19,4	<i>Maize, green mass</i>
Travno-djetel. smjese	55.277	3,5	56.896	3,5	61.105	3,8	<i>Grass-clover mixtures</i>
Unsko-sanski kanton							
Pšenica	16.909	3,8	14.359	3,5	16.450	4,0	<i>Wheat</i>
Ječam	3.287	3,7	3.239	3,8	4.361	4,1	<i>Barley</i>
Kukuruz, zrno	100.007	7,3	72.078	5,4	90.197	6,4	<i>Maize-grain</i>
Krompir/krumpir	25.089	8,2	19.338	6,8	30.690	9,8	<i>Potato</i>
Grah	1.731	1,0	1.423	0,8	2.010	1,0	<i>Bean</i>
Kupus	3.001	13,5	2.429	11,5	2.339	11,5	<i>Cabbage</i>
Kukuruz, zelena masa	194.878	33,2	160.001	24,9	213.298	32,3	<i>Maize, green mass</i>
Travno-djetel. smjese	8.689	4,7	9.919	4,4	11.111	4,9	<i>Grass-clover mixtures</i>
Kanton Posavski							
Pšenica	18.259	4,5	16.217	4,0	21.966	5,4	<i>Wheat</i>
Ječam	3.352	4,1	2.530	4,2	3.892	4,8	<i>Barley</i>
Kukuruz, zrno	30.286	5,7	30.899	6,0	35.503	6,8	<i>Maize-grain</i>
Krompir/krumpir	3.061	11,7	2.440	10,4	2.721	12,0	<i>Potato</i>
Grah	216	2,2	200	2,2	180	2,2	<i>Bean</i>
Kupus	2.318	16,9	2.116	16,5	2.003	16,0	<i>Cabbage</i>
Kukuruz, zelena masa	24.550	34,6	22.830	33,8	23.200	34,6	<i>Maize, green mass</i>
Travno-djetel. smjese	2.766	11,8	2.426	10,8	2.316	10,8	<i>Grass-clover mixtures</i>
Tuzlanski							
Pšenica	13.465	3,7	11.897	3,7	17.217	5,0	<i>Wheat</i>
Ječam	2.506	4,0	5.824	5,5	6.377	6,6	<i>Barley</i>
Kukuruz, zrno	107.287	5,0	107.756	5,1	138.935	6,3	<i>Maize-grain</i>
Krompir/krumpir	70.751	9,8	75.752	10,7	82.559	11,1	<i>Potato</i>
Grah	1.207	1,9	1.364	2,0	1.168	1,6	<i>Bean</i>
Kupus	4.849	4,8	5.632	5,6	6.734	6,4	<i>Cabbage</i>
Kukuruz, zelena masa	183.381	14,3	129.507	9,8	167.293	11,8	<i>Maize, green mass</i>
Travno-djetel. smjese	8.153	2,6	9.454	2,9	10.783	3,3	<i>Grass-clover mixtures</i>
Zeničko-dobojski							
Pšenica	6.440	3,7	6.269	3,7	7.258	4,0	<i>Wheat</i>
Ječam	1.564	3,4	1.655	3,7	2.141	4,2	<i>Barley</i>
Kukuruz, zrno	27.677	6,2	27.296	6,2	33.933	7,1	<i>Maize-grain</i>
Krompir/krumpir	16.094	7,2	15.857	7,3	22.068	8,5	<i>Potato</i>
Grah	670	1,5	1.045	2,0	1.362	2,4	<i>Bean</i>
Kupus	2.634	15,0	2.377	14,3	2.577	14,5	<i>Cabbage</i>
Kukuruz, zelena masa	12.660	15,9	12.470	15,6	18.422	18,1	<i>Maize, green mass</i>
Travno-djetel. smjese	15.970	3,0	16.280	3,0	17.871	3,5	<i>Grass-clover mixtures</i>
Bosansko-podrinjski							
Pšenica	136	3,3	129	3,6	133	3,6	<i>Wheat</i>
Ječam	21	2,1	21	2,3	25	2,5	<i>Barley</i>
Kukuruz, zrno	23	0,7	23	0,7	22	0,7	<i>Maize-grain</i>
Krompir/krumpir	5.760	15,2	5.868	15,2	6.620	16,7	<i>Potato</i>
Grah	75	2,1	99	2,5	99	2,5	<i>Bean</i>
Kupus	417	11,3	442	11,0	461	11,8	<i>Cabbage</i>
Kukuruz, zelena masa	329	17,3	369	17,6	420	21,0	<i>Maize, green mass</i>
Travno-djetel. smjese	285	4,4	285	4,4	293	4,5	<i>Grass-clover mixtures</i>

PROIZVODNJA VAŽNIJIH USJEVA (nastavak)
MAIN CROP PRODUCTION (continued)

	2018		2019		2020		
	ukupna total, t	t/ha	ukupna total, t	t/ha	ukupna total, t	t/ha	
Srednjobosanski							
Pšenica	5.098	3,3	4.660	3,4	5.014	3,4	<i>Wheat</i>
Ječam	2.948	3,3	2.922	3,4	3.039	3,4	<i>Barley</i>
Kukuruz, zrno	1.864	1,9	1.774	2,0	2.567	2,4	<i>Maize-grain</i>
Krompir/krumpir	22.959	7,8	21.243	7,4	27.038	8,6	<i>Potato</i>
Grah	928	1,7	1.007	1,7	1.305	2,0	<i>Bean</i>
Kupus	8.332	16,4	8.161	16,3	8.898	16,7	<i>Cabbage</i>
Kukuruz, zelena masa	20.769	24,0	19.768	22,4	24.666	21,4	<i>Maize, green mass</i>
Travno-djetel. smjese	5.043	3,3	4.687	3,1	4.980	3,2	<i>Grass-clover mixtures</i>
Hercegovačko-neretvanski							
Pšenica	800	3,3	601	3,7	1.175	3,9	<i>Wheat</i>
Ječam	813	3,1	560	3,3	993	3,7	<i>Barley</i>
Kukuruz, zrno	199	3,1	540	8,5	243	3,7	<i>Maize-grain</i>
Krompir/krumpir	27.773	13,1	27.843	13,5	20.986	9,8	<i>Potato</i>
Grah	233	2,0	541	2,7	535	2,6	<i>Bean</i>
Kupus	9.492	33,0	9.110	34,2	8.088	29,5	<i>Cabbage</i>
Kukuruz, zelena masa	6.653	20,9	6.289	23,1	4.507	16,9	<i>Maize, green mass</i>
Travno-djetel. smjese	91	3,2	86	3,0	83	2,9	<i>Grass-clover mixtures</i>
Zapadnohercegovački							
Pšenica	2.160	3,0	2.064	3,1	2.203	3,1	<i>Wheat</i>
Ječam	1.661	2,8	1.532	2,7	1.529	2,7	<i>Barley</i>
Kukuruz, zrno	1.898	3,2	1.851	3,2	2.008	3,3	<i>Maize-grain</i>
Krompir/krumpir	7.888	7,0	8.490	7,6	8.671	7,7	<i>Potato</i>
Grah	80	1,9	110	2,0	117	2,0	<i>Bean</i>
Kupus	2.296	14,8	1.983	14,3	1.882	13,7	<i>Cabbage</i>
Kukuruz, zelena masa	857	9,3	890	9,7	1.021	6,4	<i>Maize, green mass</i>
Travno-djetel. smjese	190	2,8	190	2,8	198	2,8	<i>Grass-clover mixtures</i>
Kanton Sarajevo							
Pšenica	464	3,0	406	3,1	468	3,2	<i>Wheat</i>
Ječam	517	2,9	471	2,9	523	3,2	<i>Barley</i>
Kukuruz, zrno	1.023	4,8	859	3,9	1.017	4,7	<i>Maize-grain</i>
Krompir/krumpir	9.014	8,5	8.967	8,5	15.092	4,2	<i>Potato</i>
Grah	442	2,5	609	2,8	747	3,2	<i>Bean</i>
Kupus	2.231	12,3	1.774	10,8	1.864	11,1	<i>Cabbage</i>
Kukuruz, zelena masa	9.735	30,5	9.139	28,5	13.649	39,6	<i>Maize, green mass</i>
Travno-djetel. smjese	2.863	4,0	2.636	4,0	2.387	3,7	<i>Grass-clover mixtures</i>
Pšenica	13.234	3,8	14.381	3,8	14.420	3,8	<i>Wheat</i>
Ječam	9.939	2,5	10.371	2,5	10.054	2,5	<i>Barley</i>
Kukuruz, zrno	20	1,8	18	1,5	224	1,8	<i>Maize-grain</i>
Krompir/krumpir	15.233	18,6	14.094	17,8	16.939	19,9	<i>Potato</i>
Grah	40	1,5	83	2,7	93	2,5	<i>Bean</i>
Kupus	1.962	20,4	1.882	20	1.792	20,3	<i>Cabbage</i>
Kukuruz, zelena masa	44.495	22,9	42.191	21,9	42.728	23,6	<i>Maize, green mass</i>
Travno-djetel. smjese	11.229	3,9	10.934	3,9	11.083	4,0	<i>Grass-clover mixtures</i>

PROIZVODNJA VOCA
FRUIT PRODUCTION

	2018		2019		2020		
	ukupan <i>total, t</i>	po stablu <i>per tree, kg</i>	ukupan <i>total, t</i>	po stablu <i>per tree, kg</i>	ukupan <i>total, t</i>	po stablu <i>per tree, kg</i>	
Federacija Bosne i Hercegovine							
Trešnje	7.523	13,3	6.221	10,9	7.352	12,7	<i>Cherry</i>
Višnje	2.786	10,5	2.089	7,8	2.701	10,0	<i>Sour cherry</i>
Kajsije/marelice	479	6,6	725	9,9	512	6,9	<i>Apricot</i>
Jabuke	42.693	12,0	32.003	9,0	53.642	15,0	<i>Apple</i>
Kruške	12.508	9,3	8.059	5,9	14.021	10,1	<i>Pear</i>
Šljive	60.241	10,4	28.529	4,9	47.190	8,0	<i>Plum</i>
Breskve	7.997	15,4	9.251	17,8	5.389	10,4	<i>Peach</i>
Orasi	3.588	9,3	1.730	4,4	2.985	7,4	<i>Walnut</i>
Unsko-sanski kanton							
Trešnje	307	9,4	220	6,7	212	6,5	<i>Cherry</i>
Višnje	86	10,6	63	7,8	73	9,1	<i>Sour cherry</i>
Kajsije/marelice	9	5,3	7	4,1	5	3,2	<i>Apricot</i>
Jabuke	2.384	16,2	668	4,6	1.490	10,3	<i>Apple</i>
Kruške	698	11,7	199	3,4	344	5,9	<i>Pear</i>
Šljive	7.042	8,9	2.387	3,2	2.205	3,0	<i>Plum</i>
Breskve	8	2,2	5	1,3	11	3,0	<i>Peach</i>
Orasi	862	11,0	155	2,0	142	1,8	<i>Walnut</i>
Kanton Posavski							
Trešnje	29	10,9	27	9,5	26	8,7	<i>Cherry</i>
Višnje	78	16,0	77	14,2	79	13,9	<i>Sour cherry</i>
Kajsije/marelice	26	15,2	28	14,6	25	12,4	<i>Apricot</i>
Jabuke	378	13,6	269	10,2	249	8,5	<i>Apple</i>
Kruške	172	17,5	150	12,9	152	12,4	<i>Pear</i>
Šljive	2.767	21,0	1.182	8,4	1.063	7,0	<i>Plum</i>
Breskve	36	12,4	27	8,6	25	7,4	<i>Peach</i>
Orasi	53	11,8	40	7,9	37	13,3	<i>Walnut</i>
Tuzlanski							
Trešnje	3.278	15,9	2.733	13,0	2.962	13,8	<i>Cherry</i>
Višnje	1.232	12,0	1.026	9,9	1.143	11,1	<i>Sour cherry</i>
Kajsije/marelice	233	6,0	389	9,9	245	6,1	<i>Apricot</i>
Jabuke	16.670	11,4	14.088	9,5	17.985	11,8	<i>Apple</i>
Kruške	5.543	9,0	4.586	7,3	5.821	9,0	<i>Pear</i>
Šljive	26.297	9,9	19.116	7,0	23.485	8,4	<i>Plum</i>
Breskve	327	6,6	306	6,1	345	7,0	<i>Peach</i>
Orasi	521	7,2	538	7,3	554	7,4	<i>Walnut</i>
Zeničko-dobojski							
Trešnje	817	12,6	509	7,9	894	13,6	<i>Cherry</i>
Višnje	459	9,9	270	5,8	426	8,9	<i>Sour cherry</i>
Kajsije/marelice	24	9,2	21	8,1	25	10,0	<i>Apricot</i>
Jabuke	4.719	10,1	2.856	6,1	5.227	11,5	<i>Apple</i>
Kruške	1.570	8,7	937	5,2	1.597	8,9	<i>Pear</i>
Šljive	4.556	7,8	1.960	3,4	4.344	7,5	<i>Plum</i>
Breskve	31	5,9	19	3,6	31	6,0	<i>Peach</i>
Orasi	504	11,8	325	7,5	393	8,3	<i>Walnut</i>
Bosansko-podrinjski							
Trešnje	5	0,2	301	10	302	10,1	<i>Cherry</i>
Višnje	1	0,1	65	7,8	65	7,8	<i>Sour cherry</i>
Kajsije/marelice	-	-	0	1	0	1,0	<i>Apricot</i>
Jabuke	163	1,2	1.451	11,2	2.726	21,1	<i>Apple</i>
Kruške	22	0,4	291	5,2	490	8,7	<i>Pear</i>
Šljive	69	0,3	431	1,9	1.758	8,0	<i>Plum</i>
Breskve	-	-	-	-	2	4,0	<i>Peach</i>
Orasi	51	1,1	83	1,7	156	3,2	<i>Walnut</i>

PROIZVODNJA VOĆA (nastavak)
FRUIT PRODUCTION (continued)

	2018		2019		2020		
	ukupan <i>total, t</i>	po stablu <i>per tree, kg</i>	ukupan <i>total, t</i>	po stablu <i>per tree, kg</i>	ukupan <i>total, t</i>	po stablu <i>per tree, kg</i>	
Srednjobosanski							
Trešnje	383	20,5	108	5,8	450	22,8	<i>Cherry</i>
Višnje	209	19,2	46	4,3	278	24,3	<i>Sour cherry</i>
Kajsije/marelice	0	1,3	-	-	0	5,0	<i>Apricot</i>
Jabuke	4031	16,0	757	3,1	5.664	22,1	<i>Apple</i>
Kruške	1422	12,3	286	2,5	2.127	18,0	<i>Pear</i>
Šljive	6916	15,0	620	1,4	8.057	17,2	<i>Plum</i>
Breskve	0	2,1	0	1,0	1	15,0	<i>Peach</i>
Orasi	439	12,3	88	2,5	740	15,6	<i>Walnut</i>
Hercegovačko-neretvanski							
Trešnje	1847	14,1	1606	11,9	1708	12,8	<i>Cherry</i>
Višnje	293	10,1	224	7,6	242	7,8	<i>Sour cherry</i>
Kajsije/marelice	126	6,6	222	11,5	179	9,3	<i>Apricot</i>
Jabuke	10129	13,2	9306	12,5	15.634	21,9	<i>Apple</i>
Kruške	793	8,8	159	1,7	952	10,0	<i>Pear</i>
Šljive	5050	9,8	1298	2,5	3.952	7,7	<i>Plum</i>
Breskve	7386	16,9	8678	19,8	4.844	11,1	<i>Peach</i>
Orasi	297	8,7	118	3,5	301	8,8	<i>Walnut</i>
Zapadnohercegovački							
Trešnje	433	12,8	438	12,9	451	13,3	<i>Cherry</i>
Višnje	94	8,6	96	8,8	109	10,0	<i>Sour cherry</i>
Kajsije/marelice	53	10,9	50	10,4	25	5,2	<i>Apricot</i>
Jabuke	358	9,8	344	9,4	349	9,6	<i>Apple</i>
Kruške	59	6,3	41	4,4	44	4,7	<i>Pear</i>
Šljive	386	11,5	224	6,8	225	6,8	<i>Plum</i>
Breskve	192	11,8	208	12,6	118	7,2	<i>Peach</i>
Orasi	264	12,5	188	8,8	189	9,0	<i>Walnut</i>
Kanton Sarajevo							
Trešnje	401	9,5	271	6,2	331	7,7	<i>Cherry</i>
Višnje	322	7,7	219	5,1	275	6,3	<i>Sour cherry</i>
Kajsije/marelice	8	2,6	7	2,0	8	2,6	<i>Apricot</i>
Jabuke	3241	13,2	2165	8,6	4.055	15,7	<i>Apple</i>
Kruške	2075	10,7	1376	6,9	2.379	12,1	<i>Pear</i>
Šljive	2450	7,8	1202	3,7	1.909	5,9	<i>Plum</i>
Breskve	16	4,5	9	2,5	13	3,2	<i>Peach</i>
Orasi	234	9,4	117	4,5	133	5,1	<i>Walnut</i>
Kanton 10							
Trešnje	24	9,2	9	3,6	16	6,3	<i>Cherry</i>
Višnje	14	14,8	4	3,4	11	10,2	<i>Sour cherry</i>
Kajsije/marelice	-	-	-	-	-	-	<i>Apricot</i>
Jabuke	620	23,3	99	3,6	264	9,4	<i>Apple</i>
Kruške	154	16,1	34	3,4	116	11,0	<i>Pear</i>
Šljive	4709	58,0	109	1,3	193	2,3	<i>Plum</i>
Breskve	1	25,0	-	-	-	-	<i>Peach</i>
Orasi	364	15,1	78	3,2	341	14,0	<i>Walnut</i>

ZASIJANE POVRŠINE
SOWN AREA

	Federacija BiH Ukupno <i>Total</i>	Pregled po <i>Review by</i>				
		Unsko- sanski	Kanton Posavski	Tuzlanski	Zeničko- dobojski	Bosansko podrinjski

Zasijana oranična
Sown arable

Zasijano - ukupno	204.480	44.231	16.004	63.101	26.036	1.854
Žita	89.021	24.012	10.276	27.918	7.656	82
Industrijsko bilje	5.504	109	3.334	255	28	-
Povrtno bilje	44.052	7.020	816	12.749	6.277	666
Stočno - krmno bilje	65.903	13.090	1.579	22.178	12.075	1.106

Zasijane površine
Sown area with

Pšenica (ozima i jara)	20.040	4.067	4.031	3.451	1.795	37
Raž (ozima i jara)	1.966	441	-	230	96	1
Ječam (ozimi i jari)	9.225	1.071	810	958	514	10
Zob (ozima i jara)	3.434	1.659	45	394	213	1
Kukuruz - zrno	48.125	14.191	5.226	21.898	4.781	31
Soja	3.479	102	2.960	88	3	-
Duhan	402	-	59	159	-	-
Krompir/krumpir	22.226	3.105	226	7.468	2.609	397
Mrkva	929	69	13	93	437	3
Luk crni	3.582	394	34	690	1.137	28
Luk bijeli	997	240	15	266	134	10
Grah	4.586	1.951	81	730	573	40
Grašak	535	32	29	98	93	7
Kupus	2.804	203	125	1.058	177	39
Paradajz/rajčica	2.080	209	102	665	250	40
Paprika zelena	1.717	219	67	610	261	42
Krastavac	1.465	395	31	526	187	36
Lubenice	337	28	22	30	7	-
Djetelina	10.585	2.045	278	2.188	3.062	94
Lucerka/lucerna	10.960	1.862	365	2.098	2.503	885
Grahorica	311	208	-	64	10	3
Kukuruz, zelena masa	26.280	6.592	670	14.248	1.025	20
Stočna repa	661	1	12	23	195	9
Mješ. trava, mahunjača i žita	591	30	-	171	43	25
Travno - djetelinske smjese	16.013	2.272	214	3.245	5.181	65

ZASIJANE POVRŠINE
SOWN AREA

ha

kantonima <i>cantons</i>					
Srednjo- bosanski	Hercegovačko- neretvanski	Zapadno- hercegovački	Kanton Sarajevo	Kanton 10	

površina
area

16.650	6.982	6.325	5.334	17.964	Sown area - total
4.714	715	1.942	1.087	10.619	<i>Cereals</i>
2	395	683	85	613	<i>Industrial crops</i>
5.420	5.151	2.150	2.604	1.199	<i>Vegetable crops</i>
6.514	721	1.549	1.558	5.532	<i>Fodder crops</i>

odabranih usjeva
selected crops

1.478	308	719	148	4.006	<i>Wheat</i>
335	15	8	45	795	<i>Rye</i>
900	271	571	162	3.958	<i>Barley</i>
425	22	3	106	566	<i>Oats</i>
1.079	69	602	216	31	<i>Maize - grain</i>
-	-	-	1	325	<i>Soya</i>
-	53	131	-	-	<i>Tobacco</i>
3.108	2.225	1.120	1.115	853	<i>Potato</i>
83	52	35	68	76	<i>Carrot</i>
360	482	163	241	53	<i>Onion</i>
117	70	60	55	31	<i>Garlic</i>
674	206	60	234	38	<i>Bean</i>
62	109	31	59	16	<i>Pea</i>
534	274	138	168	88	<i>Cabbage and kale</i>
118	436	149	106	4	<i>Tomato</i>
76	295	68	76	4	<i>Green peper</i>
61	91	60	72	5	<i>Cucumber</i>
-	173	77	-	-	<i>Melon and watermelon</i>
1.780	210	408	201	319	<i>Clover</i>
1.553	120	750	214	611	<i>Lucerne</i>
4	12	-	-	10	<i>Vetch</i>
1.154	296	138	350	1.788	<i>Maize, green mass</i>
188	32	33	137	31	<i>Forage beet</i>
168	14	136	4	-	<i>Mixture of leg.grass.and cereal</i>
1.533	29	72	647	2.757	<i>Mixture of grasses and clovers</i>

ZASIJANE POVRŠINE ODABRANIH USJEVA PO KANTONIMA I OPĆINAMA U 2019/2020.
 SOWN AREA WITH SELECTED CROPS BY CANTONS AND MUNICIPALITIES IN 2019/2020.

ha

	Pšenica <i>Wheat</i>	Raž <i>Rye</i>	Ječam <i>Barley</i>	Zob <i>Oats</i>	Kukuruz <i>Maize</i>	Krompir/ krumpir <i>Potato</i>	Luk crni <i>Onion</i>	Grah <i>Bean</i>
UNSKO-SANSKI	4.067	441	1.071	1.659	14.191	3.105	394	1.951
Grad Bihać	187	13	99	52	420	45	10	20
Bosanska Krupa	600	40	150	260	500	250	10	255
Bosanski Petrovac	40	35	100	140	85	235	21	31
Bužim	63	-	15	4	228	180	27	190
Cazin	2.176	150	197	800	4.601	1.003	175	750
Ključ	20	3	50	70	400	90	10	45
Sanski Most	382	200	355	318	3.256	1.052	121	460
Velika Kladuša	600	-	105	15	4.701	250	20	200
KANTON POSAVSKI	4.031	-	810	45	5.226	226	34	81
Domaljevac-Šamac	460	-	70	-	410	26	5	15
Odžak	1.738	-	310	20	2.572	100	3	27
Orašje	1.834	-	430	25	2.244	100	26	39
TUZLANSKI	3.451	230	958	394	21.898	7.468	690	730
Banovići	75	5	8	18	310	296	6	61
Čelić	200	35	90	50	530	88	42	55
Doboj Istok	124	-	38	7	285	202	10	16
Gračanica	300	25	50	5	2.900	900	90	14
Gradačac	1.053	-	35	60	3.923	800	170	150
Kalesija	300	-	400	25	3.188	1.150	80	100
Kladanj	21	1	1	9	440	440	17	10
Lukavac	873	125	155	90	5.000	1.005	55	91
Sapna	13	-	6	3	150	50	5	3
Srebrenik	27	4	15	31	1.842	369	61	40
Teočak	120	5	30	30	430	65	15	10
Grad Tuzla	245	10	115	51	1.300	556	59	30
Živinice	100	20	15	15	1.600	1.546	80	150
ZENIČKO-DOBOJSKI	1.795	96	514	213	4.781	2.609	1.137	573
Breza	35	-	20	10	10	100	10	7
Doboj Jug	20	-	1	2	64	40	3	-
Kakanj	140	2	50	11	172	237	49	71
Maglaj	57	7	19	-	149	165	25	29
Olovo	2	-	1	1	5	40	10	12
Tešanj	260	-	71	59	1.616	289	43	40
Usora	690	25	180	75	1.800	55	4	6
Vareš	6	-	7	7	-	70	4	8
Visoko	285	10	70	4	300	800	50	233
Zavidovići	30	2	3	2	200	90	30	62
Grad Zenica	240	20	46	40	220	613	901	90
Žepče	30	30	46	2	245	110	8	15
BOSANSKO-PODRINJSKI	37	1	10	1	31	397	28	40
Foča	12	-	2	-	1	52	5	8
Goražde	23	1	6	-	30	320	14	22
Pale	2	-	2	1	-	25	9	10

ZASIJANE POVRŠINE ODABRANIH USJEVA PO KANTONIMA I OPĆINAMA U 2019/2020. (nastavak)
SOWN AREA WITH SELECTED CROPS BY CANTONS AND MUNICIPALITIES IN 2019/2020. (continued)

ha

	Pšenica <i>Wheat</i>	Raž <i>Rye</i>	Ječam <i>Barley</i>	Zob <i>Oats</i>	Kukuruz <i>Maize</i>	Krompir/ krumpir <i>Potato</i>	Luk crni <i>Onion</i>	Grah <i>Bean</i>
SREDNJOBOSANSKI	1.478	335	900	425	1.079	3.108	360	674
Bugojno	170	110	203	81	80	251	50	55
Busovača	180	30	45	65	450	350	15	146
Dobretići	3	-	1	1	-	15	0	0
Donji Vakuf	38	9	21	8	28	66	43	25
Fojnica	95	30	30	25	35	480	50	60
Gornji Vakuf-Uskoplje	238	32	186	34	8	764	24	13
Jajce	112	6	106	25	301	552	55	258
Kiseljak	73	75	50	40	75	120	65	12
Kreševo	14	8	12	8	10	111	13	27
Novi Travnik	120	20	110	100	20	150	7	18
Travnik	345	8	120	35	55	235	30	57
Vitez	90	7	16	4	17	15	7	3
HERCEGOVAČKO- NERETVANSKI	308	15	271	22	69	2.225	482	206
Čapljina	138	-	13	-	7	301	5	7
Čitluk	25	-	42	-	20	350	30	27
Grad Mostar	35	8	8	5	18	778	124	124
Jablanica	1	5	5	4	10	130	31	14
Konjic	1	1	120	3	5	402	260	15
Neum	2	-	12	5	5	10	2	2
Prozor	1	1	10	1	3	110	18	9
Ravno	30	-	30	-	-	15	5	5
Stolac	75	-	31	4	1	130	7	3
ZAPADNO- HERCEGOVAČKI	719	8	571	3	602	1.120	163	60
Grude	81	6	90	1	209	414	23	19
Ljubuški	195	-	145	-	120	260	100	18
Posušje	123	2	78	2	23	116	10	13
Grad Široki Brijeg	320	-	258	-	250	330	30	10
KANTON SARAJEVO	148	45	162	106	216	1.115	241	234
Centar Sarajevo	-	-	-	-	1	18	10	-
Hadžići	22	12	13	12	5	320	13	39
Ilidža	20	-	16	8	68	245	92	76
Ilijaš	76	23	117	71	130	217	25	65
Novi Grad Sarajevo	7	-	6	2	12	58	46	10
Novo Sarajevo	-	1	1	-	0	13	4	8
Stari Grad Sarajevo	-	-	-	-	-	38	20	10
Trnovo	5	2	6	4	-	51	13	16
Vogošća	18	7	3	9	-	156	17	10
KANTON 10	4.006	795	3.958	566	31	853	53	38
Bosansko Grahovo	525	10	25	15	-	58	2	1
Drvar	6	3	61	4	2	6	3	7
Glamoč	1.729	105	875	45	-	280	19	6
Kupres	30	59	237	102	-	8	1	-
Livno	750	100	2.145	30	20	270	24	20
Tomislavgrad	966	518	615	370	9	231	5	4

ZASIJANE POVRŠINE ODABRANIH USJEVA PO KANTONIMA I OPĆINAMA U 2019/2020. (nastavak)
 SOWN AREA WITH SELECTED CROPS BY CANTONS AND MUNICIPALITIES IN 2019/2020. (continued)

ha

	Kupus <i>Cabbage</i>	Paradajz/ rajčica <i>Tomato</i>	Paprika, zelena <i>Green Paper</i>	Djetelina <i>Clover</i>	Lucerka/ lucerna <i>Lucerne</i>	Kukuruz, zeleni <i>Maize, green</i>	Stočna repa <i>Forage beet</i>	Trav.djet. smjese <i>Grass clov. mixtures</i>
UNSKO-SANSKI	203	209	219	2.045	1.862	6.592	1	2.272
Grad Bihać	18	9	8	31	20	446	-	12
Bosanska Krupa	20	30	30	812	800	1.050	-	800
Bosanski Petrovac	-	1	0	-	-	150	-	-
Bužim	3	18	18	640	560	579	-	826
Cazin	5	10	10	150	50	1.792	-	300
Ključ	7	12	10	60	122	514	1	110
Sanski Most	142	118	134	202	160	1.606	-	209
Velika Kladuša	8	10	8	150	150	456	-	15
KANTON POSAVSKI	125	102	67	278	365	670	12	214
Domaljevac-Šamac	10	20	15	20	10	10	-	-
Odžak	87	44	20	210	213	660	5	210
Orašje	28	38	32	48	142	-	7	4
TUZLANSKI	1.058	665	610	2.188	2.098	14.248	23	3.245
Banovići	4	16	9	8	6	47	-	7
Čelić	17	18	18	250	250	340	-	175
Doboj Istok	5	3	2	270	150	131	-	310
Gračanica	43	59	49	594	530	840	10	509
Gradačac	750	95	95	35	27	4.985	3	270
Kalesija	25	80	75	130	380	3.150	-	970
Kladanj	1	2	2	30	3	4	-	1
Lukavac	130	140	140	51	64	1.800	-	59
Sapna	1	4	4	228	213	120	-	233
Srebrenik	37	57	52	187	240	133	5	195
Teočak	2	2	3	140	130	150	-	72
Grad Tuzla	18	39	36	135	65	851	5	341
Živinice	25	150	125	130	40	1.697	-	103
ZENIČKO-DOBOJSKI	177	250	261	3.062	2.503	1.025	195	5.181
Breza	5	8	8	300	400	120	50	250
Doboj Jug	2	6	6	96	108	60	-	65
Kakanj	11	28	28	325	345	75	12	275
Maglaj	12	12	12	94	65	62	4	167
Olovo	4	2	2	1	1	-	-	-
Tešanj	48	25	27	1.300	1.100	70	60	600
Usora	6	6	6	50	35	80	-	25
Vareš	4	1	0	8	3	-	1	55
Visoko	45	50	95	360	230	454	30	1.840
Zavidovići	7	30	18	300	40	8	12	1.500
Grad Zenica	32	55	35	23	23	40	26	56
Žepče	1	27	24	205	153	56	-	348
BOSANSKO-PODRINJSKI	39	40	42	94	885	20	9	65
Foča	1	4	8	30	35	-	-	35
Goražde	30	30	30	54	840	20	6	20
Pale	8	6	4	10	10	-	3	10

ZASIJANE POVRŠINE ODABRANIH USJEVA PO KANTONIMA I OPĆINAMA U 2019/2020. (nastavak)
 SOWN AREA WITH SELECTED CROPS BY CANTONS AND MUNICIPALITIES IN 2019/2020. (continued)

ha

	Kupus <i>Cabbage</i>	Paradajz/ rajčica <i>Tomato</i>	Paprika, zelena <i>Green Paper</i>	Djetelina <i>Clover</i>	Lucerka/ lucerna <i>Lucerne</i>	Kukuruz, zeleni <i>Maize, green</i>	Stočna repa <i>Forage beet</i>	Trav.djet. smjese <i>Grass clov. mixtures</i>
SREDNJOBOSANSKI	534	118	76	1.780	1.553	1.154	188	1.533
Bugojno	120	10	8	450	600	219	30	190
Busovača	18	18	18	100	10	60	17	55
Dobretići	-	-	-	-	-	-	3	-
Donji Vakuf	29	3	12	17	12	32	-	1
Fojnica	4	4	3	80	40	20	15	58
Gornji Vakuf	150	2	2	704	563	86	6	935
Jajce	75	17	9	63	40	63	23	19
Kiseljak	40	9	8	55	60	90	60	100
Kreševo	30	6	6	110	40	20	25	2
Novi Travnik	6	5	4	50	50	182	4	70
Travnik	60	12	3	85	73	290	5	100
Vitez	2	33	3	66	65	92	-	3
HERCEGOVAČKO- NERETVANSKI	274	436	295	210	120	296	32	29
Čapljina	122	143	81	38	-	195	-	-
Čitluk	10	30	13	20	30	10	-	10
Grad Mostar	52	98	88	110	45	43	3	3
Jablanica	25	21	8	10	10	-	10	5
Konjic	11	89	53	22	20	48	8	11
Neum	3	4	4	-	5	-	5	-
Prozor	21	17	11	-	-	-	6	-
Ravno	-	5	5	10	10	-	-	-
Stolac	30	30	30	-	-	-	-	-
ZAPADNO- HERCEGOVAČKI	138	149	68	408	750	138	33	72
Grude	32	14	14	176	125	40	22	36
Ljubuški	50	100	30	120	550	33	10	22
Posušje	46	2	1	112	75	65	1	14
Grad Široki Brijeg	10	33	23	-	-	-	-	-
KANTON SARAJEVO	168	106	76	201	214	350	137	647
Centar Sarajevo	2	2	0	2	2	-	-	3
Hadžići	12	7	6	5	5	9	8	5
Ilidža	76	43	29	106	145	316	95	212
Ilijaš	30	17	17	40	40	20	25	30
Novi Grad Sarajevo	31	17	9	17	14	5	-	44
Novo Sarajevo	1	5	3	-	-	-	-	3
Stari Grad Sarajevo	12	9	7	-	-	-	-	-
Trnovo	-	-	-	25	8	-	9	350
Vogošća	4	6	5	6	-	-	-	-
KANTON 10	88	4	4	319	611	1.788	31	2.757
Bosansko Grahovo	1	-	-	3	3	-	-	-
Drvar	2	1	1	5	1	-	1	1
Glamoč	4	-	-	70	-	276	19	48
Kupres	1	-	-	-	-	92	-	28
Livno	30	2	2	40	140	125	6	2.190
Tomislavgrad	50	1	1	201	467	1.295	5	490

PROIZVODNJA RANIH USJEVA U 2020. GODINI
PRODUCTION OF EARLY CROPS IN 2020

	Pšenica <i>Wheat</i>	Raž <i>Rye</i>	Ječam <i>Barley</i>	Zob <i>Oats</i>
--	--------------------------------	--------------------------	-------------------------------	---------------------------

Požnjevena površina, ha

Harvested area, ha

Federacija Bosne i Hercegovine	19.767	1.966	9.234	3.423
Unsko-sanski kanton	4.065	441	1.071	1.659
Kanton Posavski	4.032	-	810	45
Tuzlanski kanton	3.448	230	972	384
Zeničko-dobojski kanton	1.795	96	514	212
Bosansko-podrinjski kanton	37	1	10	1
Srednjobosanski kanton	1.478	335	900	425
Hercegovačko-neretvanski kanton	305	15	271	22
Zapadnohercegovački kanton	716	8	571	3
Kanton Sarajevo	146	45	162	106
Kanton 10	3.746	795	3.954	566

Ukupna proizvodnja, tona

Total production, tons

Federacija Bosne i Hercegovine	86.302	7.286	32.932	9.617
Unsko-sanski kanton	16.450	1.600	4.361	4.464
Kanton Posavski	21.966	-	3.892	173
Tuzlanski kanton	17.217	645	6.377	1.469
Zeničko-dobojski kanton	7.258	389	2.141	712
Bosansko-podrinjski kanton	133	2	25	1
Srednjobosanski kanton	5.014	1.193	3.039	1.203
Hercegovačko-neretvanski kanton	1.175	35	993	54
Zapadnohercegovački kanton	2.203	22	1.529	5
Kanton Sarajevo	468	150	523	299
Kanton 10	14.420	3.251	10.054	1.237

Prosječan prinos, t/ha

Yield t/ha

Federacija Bosne i Hercegovine	4,4	3,7	3,6	2,8
Unsko-sanski kanton	4,0	3,6	4,1	2,7
Kanton Posavski	5,4	-	4,8	3,9
Tuzlanski kanton	5,0	2,8	6,6	3,8
Zeničko-dobojski kanton	4,0	4,1	4,2	3,4
Bosansko-podrinjski kanton	3,6	2,0	2,5	1,0
Srednjobosanski kanton	3,4	3,6	3,4	2,8
Hercegovačko-neretvanski kanton	3,9	2,3	3,7	2,5
Zapadnohercegovački kanton	3,1	2,9	2,7	1,7
Kanton Sarajevo	3,2	3,3	3,2	2,8
Kanton 10	3,8	4,1	2,5	2,2

PROIZVODNJA RANOG VOĆA U 2020. GODINI
PRODUCTION OF EARLY FRUIT IN 2020

	Trešnje <i>Cherry</i>	Višnje <i>Sour cherry</i>	Kajsije <i>Apricot</i>
--	--------------------------	------------------------------	---------------------------

Broj stabala sposobnih za rod

Number of bearing trees

Federacija Bosne i Hercegovine	577.950	271.093	73.843
Unsko-sanski kanton	32.751	8.063	1.650
Kanton Posavski	2.990	5.670	1.980
Tuzlanski kanton	214.348	103.235	40.315
Zeničko-dobojski kanton	65.540	47.650	2.540
Bosansko-podrinjski kanton	30.000	8.300	100
Srednjobosanski kanton	19.735	11.443	10
Hercegovačko-neretvanski kanton	132.937	31.205	19.343
Zapadnohercegovački kanton	33.900	10.925	4.850
Kanton Sarajevo	43.164	43.540	3.055
Kanton 10	2.585	1.062	-

Ukupna proizvodnja, tona

Total production, tons

Federacija Bosne i Hercegovine	7.352	2.701	512
Unsko-sanski kanton	212	73	5
Kanton Posavski	26	79	25
Tuzlanski kanton	2.962	1.143	245
Zeničko-dobojski kanton	894	426	25
Bosansko-podrinjski kanton	302	65	0
Srednjobosanski kanton	450	278	0
Hercegovačko-neretvanski kanton	1.708	242	179
Zapadnohercegovački kanton	451	109	25
Kanton Sarajevo	331	275	8
Kanton 10	16	11	-

Prosječan prinos, kg/stablu

Yield kg/tree

Federacija Bosne i Hercegovine	12,7	10,0	6,9
Unsko-sanski kanton	6,5	9,1	3,3
Kanton Posavski	8,7	13,9	12,4
Tuzlanski kanton	13,8	11,1	6,1
Zeničko-dobojski kanton	13,6	8,9	10,0
Bosansko-podrinjski kanton	10,1	7,8	1,0
Srednjobosanski kanton	22,8	24,3	10,0
Hercegovačko-neretvanski kanton	12,8	7,8	9,3
Zapadnohercegovački kanton	13,3	10,0	5,2
Kanton Sarajevo	7,7	6,3	2,6
Kanton 10	6,3	10,3	-

PROIZVODNJA KASNIH USJEVA U 2020. GODINI
PRODUCTION OF LATE CROPS IN 2020

	Kukuruz <i>Maize</i>	Krompir/ krumpir <i>Potato</i>	Grah <i>Bean</i>	Luk crni <i>Onion</i>	Kupus <i>Cabbage</i>	Paradajz/ rajčica <i>Tomato</i>
--	-------------------------	--------------------------------------	---------------------	--------------------------	-------------------------	---------------------------------------

Požnjevena površina, ha

Harvested area, ha

Federacija Bosne i Hercegovine	48.104	24.669	4.573	4.019	2.803	2.866
Unsko-sanski kanton	14.189	3.121	1.951	394	203	208
Kanton Posavski	5.201	226	81	34	125	102
Tuzlanski kanton	21.914	7.462	730	690	1.058	665
Zeničko-dobojski kanton	4.765	2.603	573	1.135	177	250
Bosansko-podrinjski kanton	31	397	40	28	39	40
Srednjobosanski kanton	1.087	3.135	664	362	533	88
Hercegovačko-neretvanski kanton	66	2.142	203	419	274	1.254
Zapadnohercegovački kanton	602	1.120	60	163	138	149
Kanton Sarajevo	216	3.611	234	741	168	106
Kanton 10	31	853	37	53	88	4

Ukupna proizvodnja, tona

Total production, tons

Federacija Bosne i Hercegovine	304.646	233.383	7.617	34.269	36.638	27.532
Unsko-sanski kanton	90.197	30.690	2.010	1.987	2.339	2.444
Kanton Posavski	35.503	2.721	180	376	2.003	1.582
Tuzlanski kanton	138.935	82.559	1.168	5.752	6.734	3.964
Zeničko-dobojski kanton	33.933	22.068	1.362	12.710	2.577	2.094
Bosansko-podrinjski kanton	22	6.620	99	206	461	218
Srednjobosanski kanton	2.567	27.038	1.305	2.655	8.898	530
Hercegovačko-neretvanski kanton	243	20.986	535	5.955	8.088	14.408
Zapadnohercegovački kanton	2.008	8.671	117	1.188	1.882	1.643
Kanton Sarajevo	1.017	15.092	747	3.156	1.864	628
Kanton 10	224	16.939	93	286	1.792	23

Prosječan prinos, t/ha

Yield t/ha

Federacija Bosne i Hercegovine	6,3	9,5	1,7	8,5	13,1	9,6
Unsko-sanski kanton	6,4	9,8	1,0	5,0	11,5	11,7
Kanton Posavski	6,8	12,0	2,2	11,1	16,0	15,5
Tuzlanski kanton	6,3	11,1	1,6	8,3	6,4	6,0
Zeničko-dobojski kanton	7,1	8,5	2,4	11,2	14,5	8,4
Bosansko-podrinjski kanton	0,7	16,7	2,5	7,3	11,8	5,4
Srednjobosanski kanton	2,4	8,6	2,0	7,3	16,7	6,0
Hercegovačko-neretvanski kanton	3,7	9,8	2,6	14,2	29,5	11,5
Zapadnohercegovački kanton	3,3	7,7	2,0	7,3	13,7	11,0
Kanton Sarajevo	4,7	4,2	3,2	4,3	11,1	5,9
Kanton 10	1,8	19,9	2,5	5,4	20,3	5,7

PROIZVODNJA KASNIH USJEVA U 2020. GODINI (nastavak)

PRODUCTION OF LATE CROPS IN 2020 (continued)

	Paprika, zelena <i>Green Paper</i>	Djetelina <i>Clover</i>	Lucerka/ lucerna <i>Lucerne</i>	Kukuruz, zeleni <i>Maize, green</i>	Stočna repa <i>Forage beet</i>	Trav.djet. Smjese <i>Grass clov. mixtures</i>
--	--	-----------------------------------	---	---	--	---

Požnjevena površina, hektara

Harvested area, ha

Federacija Bosne i Hercegovine	1.714	10.549	10.866	26.257	660	15.982
Unsko-sanski kanton	218	2.047	1.862	6.605	1	2245,5
Kanton Posavski	66	278	365	670	12	214
Tuzlanski kanton	611	2.188	2.098	14.205	23	3237
Zeničko-dobojski kanton	260	3.062	2.502	1.020	195	5.174
Bosansko-podrinjski kanton	42	94	885	20	9	65
Srednjobosanski kanton	79	1.780	1.553	1.154	188	1.533
Hercegovačko-neretvanski kanton	291	172	158	266	32	29
Zapadnohercegovački kanton	68	408	750	160	33	72
Kanton Sarajevo	76	201	214	345	137	646
Kanton 10	4	319	479	1.812	30	2.767

Ukupna proizvodnja, tona

Total production, tons

Federacija Bosne i Hercegovine	15.417	43.589	45.350	509.204	9.104	61.105
Unsko-sanski kanton	2.441	9.167	8.645	213.298	6	11.111
Kanton Posavski	727	2.650	2.900	23.200	270	2.316
Tuzlanski kanton	2.931	8.167	7.340	167.293	445	10.783
Zeničko-dobojski kanton	1.669	11.181	9.306	18.422	2.003	17.871
Bosansko-podrinjski kanton	143	410	3.768	420	135	293
Srednjobosanski kanton	538	8.299	7.445	24.666	2.612	4.980
Hercegovačko-neretvanski kanton	5.998	470	894	4.507	991	83
Zapadnohercegovački kanton	327	1.211	1.705	1.021	169	198
Kanton Sarajevo	623	729	808	13.649	2.214	2.387
Kanton 10	21	1.305	2.540	42.728	259	11.083

Prosječan prinos, t/ha

Yield t/ha

Federacija Bosne i Hercegovine	9,0	4,1	4,2	19,4	13,8	3,8
Unsko-sanski kanton	11,2	4,5	4,6	32,3	6,0	4,9
Kanton Posavski	11,1	9,5	8,0	34,6	22,5	10,8
Tuzlanski kanton	4,8	3,7	3,5	11,8	19,3	3,3
Zeničko-dobojski kanton	6,4	3,7	3,7	18,1	10,3	3,5
Bosansko-podrinjski kanton	3,4	4,4	4,3	21,0	15,0	4,5
Srednjobosanski kanton	6,8	4,7	4,8	21,4	13,9	3,2
Hercegovačko-neretvanski kanton	20,6	2,7	5,7	16,9	31,0	2,9
Zapadnohercegovački kanton	4,8	3,0	2,3	6,4	5,1	2,8
Kanton Sarajevo	8,2	3,6	3,8	39,6	16,2	3,7
Kanton 10	5,4	4,1	5,3	23,6	8,6	4,0

PROIZVODNJA KASNOG VOĆA U 2020. GODINI
PRODUCTION OF LATE FRUIT IN 2020

	Jabuke <i>Apple</i>	Kruške <i>Pear</i>	Šljive <i>Plum</i>	Breskve <i>Peach</i>	Orasi <i>Walnut</i>
--	-------------------------------	------------------------------	------------------------------	--------------------------------	-------------------------------

Broj stabala sposobnih za rod

Number of bearing trees

Federacija Bosne i Hercegovine	3.578.265	1.384.801	5.893.365	520.541	406.086
Unsko-sanski kanton	144.720	58.435	734.000	3.588	78.840
Kanton Posavski	29.300	12.300	152.500	3.400	2.680
Tuzlanski kanton	1.527.090	649.292	2.782.477	49.300	75.245
Zeničko-dobojski kanton	453.930	178.890	582.510	5.184	47.200
Bosansko-podrinjski kanton	129.480	56.500	220.700	400	49.000
Srednjobosanski kanton	256.309	117.925	468.335	50	47.488
Hercegovačko-neretvanski kanton	714.143	95.288	513.290	438.138	34.200
Zapadnohercegovački kanton	36.500	9.200	33.080	16.400	21.050
Kanton Sarajevo	258.683	196.456	323.778	4.056	26.133
Kanton 10	28.110	10.515	82.695	25	24.250

Ukupna proizvodnja, tona

Total production, tons

Federacija Bosne i Hercegovine	53.643	14.021	47.190	5.389	2.985
Unsko-sanski kanton	1.490	344	2.205	11	142
Kanton Posavski	249	152	1.063	25	37
Tuzlanski kanton	17.985	5.821	23.485	345	554
Zeničko-dobojski kanton	5.227	1.597	4.344	31	393
Bosansko-podrinjski kanton	2.726	490	1.758	2	156
Srednjobosanski kanton	5.664	2.127	8.057	1	740
Hercegovačko-neretvanski kanton	15.634	952	3.952	4.844	301
Zapadnohercegovački kanton	349	44	225	118	189
Kanton Sarajevo	4.055	2.379	1.909	13	133
Kanton 10	264	116	193	-	341

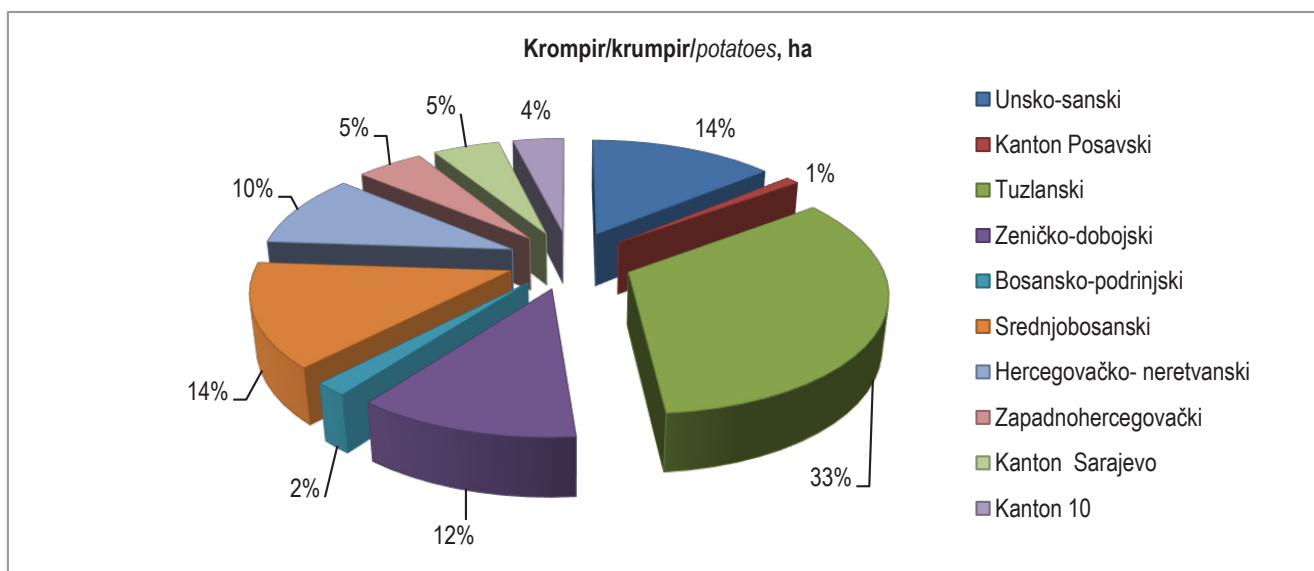
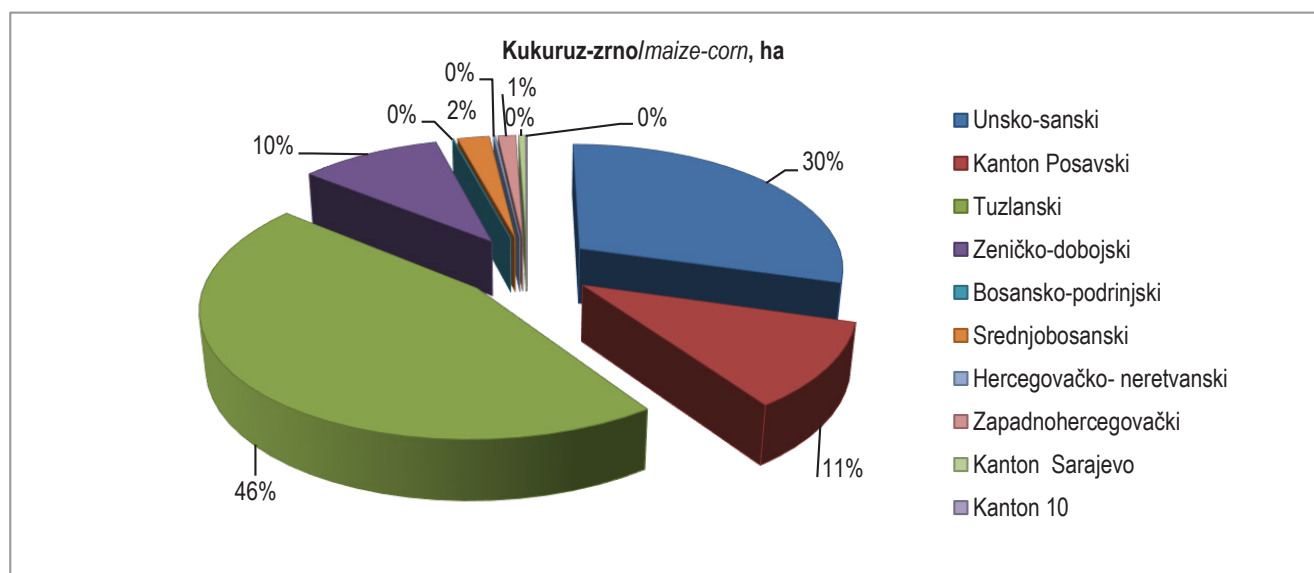
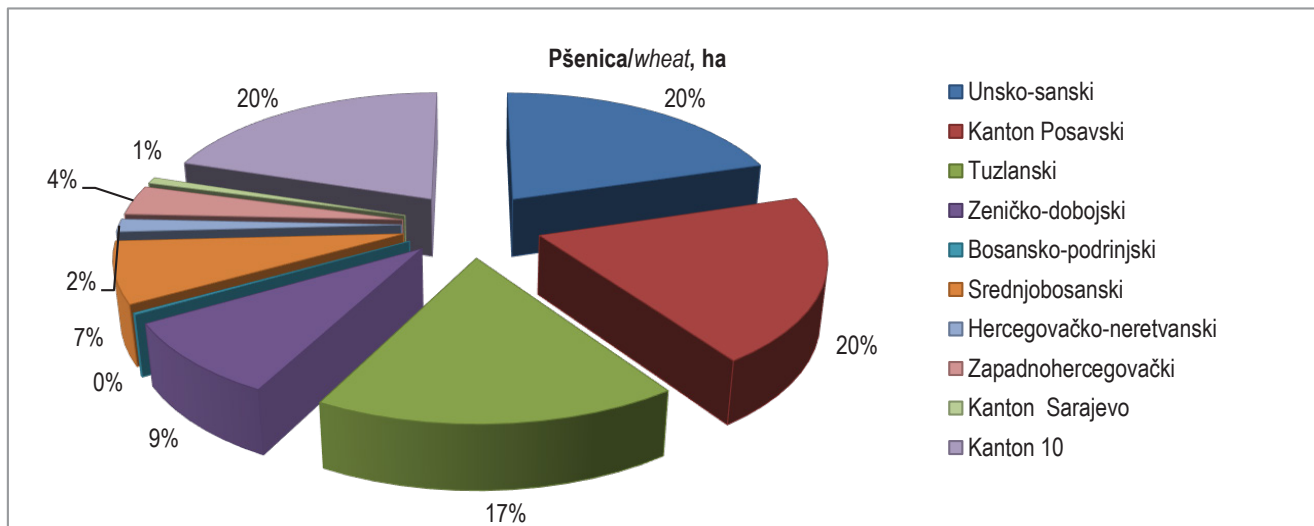
Prosječan prinos, kg po stablu

Yield kg/tree

Federacija Bosne i Hercegovine	15,0	10,1	8,0	10,4	7,4
Unsko-sanski kanton	10,3	5,9	3,0	3,0	1,8
Kanton Posavski	8,5	12,4	7,0	7,4	13,9
Tuzlanski kanton	11,8	9,0	8,4	7,0	7,4
Zeničko-dobojski kanton	11,5	8,9	7,5	6,0	8,3
Bosansko-podrinjski kanton	21,1	0,4	0,3	-	3,2
Srednjobosanski kanton	22,1	18,0	17,2	2,1	15,6
Hercegovačko-neretvanski kanton	21,9	10,0	7,7	11,1	8,8
Zapadnohercegovački kanton	9,6	4,7	6,8	7,2	9,0
Kanton Sarajevo	15,7	12,1	5,9	3,2	5,1
Kanton 10	9,4	11,0	2,3	-	14,0

ZASIJANE POVRŠINE GLAVNIH RATARSKIH USJEVA PO KANTONIMA, 2020

SOWN AREA WITH MAIN CROPS BY CANTONS, 2020



PRINOSI USJEVA, VOĆA I GROŽĐA PO KANTONIMA I OPĆINAMA U 2020. GODINI
CROP, FRUIT AND GRAPES PRODUCTION BY CANTONS AND MUNICIPALITIES IN 2020.

	Pšenica <i>Wheat</i>		Raž <i>Rye</i>		Ječam <i>Barley</i>		Zob <i>Oats</i>		Kukuruz-zrno <i>Maize - grain</i>	
	ukupan prinos, t <i>total pro- duction, t</i>	prinos t/ha <i>yield t/ha</i>	ukupan prinos, t <i>total pro- duction, t</i>	prinos t/ha <i>yield t/ha</i>	ukupan prinos, t <i>total pro- duction, t</i>	prinos t/ha <i>yield t/ha</i>	ukupan prinos, t <i>total pro- duction, t</i>	prinos t/ha <i>yield t/ha</i>	ukupan prinos, t <i>total pro- duction, t</i>	prinos t/ha <i>yield t/ha</i>
UNSKO-SANSKI										
KANTON	16.450	4,0	441	3,6	4.361	4,1	4.464	2,7	90.197	6,4
Grad Bihać	877	4,7	13	3,7	446	4,5	156	3,0	2.436	5,8
Bosanska Krupa	2.700	4,5	40	5,0	600	4,0	910	3,5	2.000	4,0
Bosanski Petrovac	160	4,0	35	2,7	400	4,0	570	4,1	255	3,0
Bužim	424	7,0	-	-	105	7,0	28	7,0	1.400	6,1
Cazin	8.474	3,9	150	3,9	762	3,9	1.600	2,0	27.350	5,9
Ključ	80	4,0	3	4,0	250	5,0	210	3,0	3.600	9,0
Sanski Most	1.335	3,5	200	3,3	1.279	3,6	922	2,9	10.856	3,3
Velika Kladuša	2.400	4,0	-	-	520	5,0	68	4,5	42.300	9,0
KANTON POSAVSKI	21.965	4,0	-	-	3.892	4,8	173	3,9	35.403	6,9
Domaljevac-Šamac	2.300	5,0	-	-	280	4,0	-	-	4.100	10,0
Odžak	9.697	5,6	-	-	1.715	5,5	80	4,0	14.653	5,8
Orašje	9.968	5,4	-	-	1.897	4,4	93	3,7	16.650	7,5
TUZLANSKI	17.217	5,0	645	2,8	6.377	6,6	1.469	3,8	138.935	6,3
KANTON										
Banovići	210	2,8	10	2,0	16	2,0	38	2,1	930	3,0
Čelić	780	3,9	88	2,5	351	3,9	120	2,4	1.961	3,7
Doboj Istok	806	6,5	-	-	209	5,5	28	4,0	1.995	7,0
Gračanica	1.410	4,7	98	3,9	230	4,6	19	3,7	15.950	5,5
Gradačac	4.935	4,7	-	-	178	5,1	240	4,0	25.532	6,5
Kalesija	1.200	4,0	-	-	3.762	9,1	60	4,0	22.620	7,1
Kladanj	63	3,0	2	2,4	2	2,4	24	2,7	968	2,2
Lukavac	5.238	6,0	313	2,5	853	5,5	540	6,0	30.000	6,0
Sapna	39	3,0	-	-	18	3,0	5	1,5	1.200	8,0
Srebrenik	95	3,5	12	3,1	56	3,7	93	3,0	12.342	6,7
Teočak	624	5,2	23	4,5	135	4,5	120	4,0	2.236	5,2
Grad Tuzla	1.348	5,5	30	3,0	518	4,5	128	2,5	10.401	8,0
Živinice	470	4,7	70	3,5	50	3,3	56	3,7	12.800	8,0
ZENIČKO-DOBOJSKI	7.258	4,0	389	4,1	2.141	4,2	712	3,4	33.933	7,1
KANTON										
Breza	140	4,0	-	-	76	3,8	35	3,5	20	2,0
Doboj Jug	40	2,0	-	-	2	2,0	4	2,0	512	8,0
Kakanj	630	4,5	8	4,0	225	4,5	44	4,0	1.376	8,0
Maglaj	257	4,5	21	3,0	86	4,5	-	-	894	6,0
Olovo	7	3,5	-	-	3	3,0	-	-	15	3,0
Tešanj	1.300	5,0	-	-	252	3,6	189	3,2	12.800	8,0
Usora	2.760	4,0	100	4,0	900	5,0	300	4,0	12.600	7,0
Vareš	15	2,5	-	-	18	2,5	18	2,5	-	-
Visoko	912	3,2	30	3,0	210	3,0	12	3,0	1.500	5,0
Zavidovići	120	4,0	8	4,0	11	3,5	7	3,5	1.400	7,0
Grad Zenica	912	3,8	42	2,1	83	1,8	92	2,3	880	4,0
Žepče	165	5,5	180	6,0	276	6,0	12	6,0	1.936	7,9
BOSANSKO- PODRINJSKI KANTON	133	3,6	2	2,0	25	2,5	1	1,0	22	0,7
Foča	48	4,0	-	-	7	3,5	-	-	1	0,7
Goražde	81	3,5	2	2,0	14	2,4	-	-	21	0,7
Pale	4	2,0	-	-	4	2,0	1	1,0	-	-

PRINOSI USJEVA, VOĆA I GROŽĐA PO KANTONIMA I OPĆINAMA U 2020. GODINI (nastavak)
CROP, FRUIT AND GRAPES PRODUCTION BY CANTONS AND MUNICIPALITIES IN 2020. (continued)

	Pšenica <i>Wheat</i>		Raž <i>Rye</i>		Ječam <i>Barley</i>		Zob <i>Oats</i>		Kukuruz-zrno <i>Maize - grain</i>	
	ukupan prinos, t <i>total pro- duction, t</i>	prinos t/ha <i>yield t/ha</i>	ukupan prinos, t <i>total pro- duction, t</i>	prinos t/ha <i>yield t/ha</i>	ukupan prinos, t <i>total pro- duction, t</i>	prinos t/ha <i>yield t/ha</i>	ukupan prinos, t <i>total pro- duction, t</i>	prinos t/ha <i>yield t/ha</i>	ukupan prinos, t <i>total pro- duction, t</i>	prinos t/ha <i>yield t/ha</i>
	SREDNJOBOSANSKI KANTON	5.014	3,4	1.193	3,6	3.039	3,4	1.203	2,8	2.567
Bugojno	799	4,7	473	4,3	954	4,7	308	3,8	400	5,0
Busovača	720	4,0	84	2,8	131	2,9	163	2,5	540	1,2
Dobretići	5	1,7	-	-	1	1,5	1	1,5	-	-
Donji Vakuf	151	4,0	26	3,0	84	4,0	30	4,0	108	3,0
Fojnica	314	3,3	96	3,2	90	3,0	75	3,0	95	2,7
Gornji Vakuf-Uskoplje	833	3,5	102	3,2	614	3,3	116	3,4	28	3,5
Jajce	235	2,1	15	3	265	2,5	38	1,5	903	3,0
Kiseljak	263	3,6	255	3,4	175	3,5	120	3,0	203	2,7
Kreševo	56	4,0	40	5,0	36	3,0	24	3,0	40	4,0
Novi Travnik	300	2,5	50	2,5	297	2,7	240	2,4	60	3,0
Travnik	964	2,8	24	3,0	336	2,8	77	2,2	165	3,0
Vitez	374	4,2	28	4,0	56	3,5	12	3,0	26	1,5
HERCEGOVAČKO- NERETVANSKI KANTON	1.175	3,9	35	2,3	993	3,7	54	2,5	243	3,7
Čapljina	593	4,4	-	-	71	5,5	-	-	56	8,0
Čitluk	100	4,0	-	-	168	4,0	-	-	90	5,0
Grad Mostar	81	2,3	16	2,0	16	2,0	10	2,0	34	1,9
Jablanica	2	3,0	15	3,0	13	2,5	8	2,0	20	2,0
Konjic	3	3,0	3	3,0	405	3,4	6	2,0	5	1,0
Neum	14	7,0	-	-	72	6,0	15	3,0	35	7,0
Prozor	1	1,0	1	1,0	20	2,0	1	1,0	3	1,0
Ravno	120	4,0	-	-	120	4,0	-	-	-	-
Stolac	263	3,5	-	-	109	3,5	14	3,5	-	-
ZAPADNO- HERCEGOVAČKI KANTON	2.203	3,1	22	2,9	1.529	2,7	5	1,7	2.008	3,3
Grude	267	3,3	17	3,0	315	3,5	1	1	523	2,5
Ljubuški	527	2,7	-	-	377	2,6	-	-	504	4,2
Posušje	450	3,7	5	2,5	195	2,5	4	2,0	231	10,0
Grad Široki Brijeg	960	3,0	-	-	642	2,5	-	-	750	3,0
KANTON SARAJEVO	468	3,2	150	3,3	523	3,2	299	2,8	1.017	4,7
Centar Sarajevo	-	-	-	-	-	-	-	-	2	1,9
Hadžići	70	3,2	36	3,0	36	2,8	30	2,5	15	3,0
Ilidža	70	3,5	-	-	48	3,0	24	3,0	170	2,5
Ilijaš	286	3,8	105	4,5	407	3,5	231	3,3	780	6,0
Novi Grad Sarajevo	29	4,1	-	-	15	2,7	3	1,7	49	4,1
Novo Sarajevo	-	-	3	2	4	4	-	-	0	2,0
Stari Grad Sarajevo	-	-	-	-	-	-	-	-	-	-
Trnovo	6	2,0	4	2,2	12	2,0	8	2,0	-	-
Vogošća	6	0,4	2	0,3	1	0,2	3	0,3	-	-
KANTON 10	14.420	3,8	3.251	4,1	10.054	2,5	1.237	2,2	224	7,2
Bosansko Grahovo	1.517	3,0	20	2,0	40	1,6	21	1,4	-	-
Drvar	21	3,5	12	4,0	200	3,5	6	1,5	3	1,5
Glamoč	6.361	4,3	420	4,0	3.085	3,5	135	3,0	-	-
Kupres	83	2,8	148	2,5	474	2,0	250	2,5	-	-
Livno	1.650	2,2	220	2,2	3.856	1,8	45	1,5	36	1,8
Tomislavgrad	4.789	5,0	2.432	4,7	2.399	3,9	780	2,1	185	20,0

PRINOSI USJEVA, VOĆA I GROŽĐA PO KANTONIMA I OPĆINAMA U 2020. GODINI (nastavak)
CROP, FRUIT AND GRAPES PRODUCTION BY CANTONS AND MUNICIPALITIES IN 2020. (continued)

	Krompir		Grah		Luk crni		Kupus		Paradajz	
	Potato		Bean		Onion		Cabbage		Tomato	
	ukupan prinos, t total pro- duction, t	prinos t/ha yield t/ha	ukupan prinos, t total pro- duction, t	prinos t/ha yield t/ha	ukupan prinos, t total pro- duction, t	t/ha yield t/ha	ukupan prinos, t total pro- duction, t	prinos t/ha yield t/ha	ukupan prinos, t total pro- duction, t	prinos t/ha yield t/ha
UNSKO-SANSKI KANTON	30.690	9,8	2.010	1,0	1.987	5,0	2.339	11,5	2.444	11,7
Grad Bihać	540	12,0	23	1,1	80	8,0	324	18,0	171	19,0
Bosanska Krupa	3.750	15,0	510	2,0	30	3,0	80	4,0	150	5,0
Bosanski Petrovac	4.700	20,0	61	2,0	168	8,0	-	-	13	10
Bužim	2.160	12,0	475	2,5	189	7,0	6	2,0	180	10,0
Cazin	7.060	7,0	-	-	700	4,0	15	3,0	40	4,0
Ključ	900	10,0	90	2,0	60	6,0	42	6,0	84	7,0
Sanski Most	10.830	10,1	551	1,2	690	5,7	1.832	12,9	1.506	12,8
Velika Kladuša	750	3,0	300	1,5	70	3,5	40	5,0	300	30,0
KANTON POSAVSKI	2.721	12,0	180	2,2	376	11,1	2.003	16,0	1.582	15,5
Domaljevac-Šamac	26	1,0	15	1,0	5	1,0	20	2,0	80	4,0
Odžak	1.195	12,0	71	2,6	33	11,0	1.479	17,0	704	16,0
Orašje	1.500	15,0	94	2,4	338	13,0	504	18,0	798	21,0
TUZLANSKI KANTON	82.559	11,1	1.168	1,6	5.752	8,3	6.734	6,4	3.964	6,0
Banovići	2.072	7,0	61	1,0	6	1,0	20	5,0	32	2,0
Čelić	1.056	12,0	62	1,1	210	5,0	136	8,0	108	6,0
Doboj Istok	4.361	21,6	76	4,9	102	9,8	106	20,0	30	10,0
Gračanica	10.800	12,0	33	2,4	720	8,0	602	14,0	708	12,0
Gradačac	14.400	18,0	575	3,8	1.020	6,0	5.250	7,0	238	2,5
Kalesija	4.600	4,0	46	0,5	200	2,5	10	0,4	256	3,2
Kladanj	2.200	5,0	30	3,0	51	3,0	6	6,0	6	3,0
Lukavac	17.063	17,0	51	0,6	224	4,1	195	1,5	986	7,0
Sapna	400	8,0	3	1,0	10	2,0	4	4,0	28	7,0
Srebrenik	7.777	21,1	104	2,6	488	8,0	152	4,1	251	4,4
Teočak	1.170	18,0	10	1,0	120	8,0	30	15,0	14	7,0
Grad Tuzla	8.344	15,0	43	1,4	2.321	39,6	211	12,0	812	21,0
Živinice	8.316	5,4	75	0,5	280	3,5	13	0,5	495	3,3
ZENIČKO-DOBOJSKI KANTON	22.068	8,5	1.362	2,4	12.710	11,2	2.577	14,5	2.094	8,4
Breza	1.000	10,0	2	0,3	50	5,0	20	4,0	40	5,0
Doboj Jug	200	5,0	-	-	9	3,0	4	2,0	18	3,0
Kakanj	1.884	8,0	118	1,7	232	4,8	77	7,0	112	4,0
Maglaj	660	4,0	10	0,4	75	3,0	54	4,5	50	4,2
Olovo	600	15,0	88	7,3	80	8,0	40	10,0	14	7,0
Tešanj	1.995	7,0	68	1,7	194	4,5	576	12,0	100	4,0
Usora	385	7,0	4	0,7	7	2,0	18	3,0	12	2,0
Vareš	490	7,0	8	1,0	12	3,0	8	2,0	20	40,0
Visoko	5.600	7,0	233	1,0	300	6,0	630	14,0	400	8,0
Zavidovići	2.250	25,0	441	7,1	900	30,0	175	25,0	750	25,0
Grad Zenica	6.124	10,0	360	4,0	10.807	12,0	965	30,0	502	9,1
Žepče	880	8,0	30	2,0	44	5,5	10	8,0	76	2,8
BOSANSKO- PODRINJSKI KANTON	6.620	15,2	99	2,5	206	7,3	461	11,8	218	5,4
Foča	780	15,0	8	0,9	36	7,0	15	15,0	26	6,4
Goražde	5.440	17,0	26	1,2	98	7,0	390	13,0	150	5,0
Pale	400	16,0	65	6,5	72	8,0	56	7,0	42	7,0

PRINOSI USJEVA, VOĆA I GROŽĐA PO KANTONIMA I OPĆINAMA U 2020. GODINI (nastavak)
CROP, FRUIT AND GRAPES PRODUCTION BY CANTONS AND MUNICIPALITIES IN 2020. (continued)

	Krompir/kumpir		Grah		Luk crni		Kupus		Paradajz/rajčica	
	Potato		Bean		Onion		Cabbage		Tomato	
	ukupan prinos, t total pro- duction, t	prinos t/ha yield t/ha	ukupan prinos, t total pro- duction, t	prinos t/ha yield t/ha	ukupan prinos, t total pro- duction, t	prinos t/ha yield t/ha	ukupan prinos, t total pro- duction, t	prinos t/ha yield t/ha	ukupan prinos, t total pro- duction, t	prinos t/ha yield t/ha
SREDNJOBOSANSKI KANTON	27.038	8,6	1.305	1,9	2.655	7,3	8.898	16,7	530	6,8
Bugojno	4.253	17,0	122	2,2	651	13,0	3.360	28,0	150	15,0
Busovača	1.400	4,0	146	1,0	42	2,8	144	8,0	58	3,2
Dobretići	150	10,0	1	5,0	2	6,0	-	-	-	-
Donji Vakuf	178	1,9	57	2,2	265	5,9	852	30,0	73	27,2
Fojnica	3.936	8,2	150	2,5	180	3,6	60	15,0	26	6,6
Gornji Vakuf	4.966	6,5	14	1,1	312	13,0	3.000	20,0	22	11,0
Jajce	8.280	15,0	671	2,6	385	7,0	750	10,0	85	5,0
Kiseljak	1.200	10,0	31	2,6	650	10,0	440	11,0	72	8,0
Kreševo	666	6,0	27	1,0	52	4,0	90	3,0	6	1,0
Novi Travnik	750	5,0	21	1,2	21	3,0	36	6,0	20	4,0
Travnik	1.175	5,0	61	1,1	51	1,7	138	2,3	7	0,6
Vitez	84	5,6	5	1,6	43	6,2	28	14,0	11	4,2
HERCEGOVAČKO- NERETVANSKI KANTON	20.986	9,8	535	2,6	5.955	14,2	8.088	29,5	14.408	11,5
Čapljina	845	2,8	126	18,0	125	25,0	4.880	40,0	7.250	50,9
Čitluk	5.250	15,0	79	2,9	750	25,0	150	15,0	450	15,0
Grad Mostar	7.300	9,4	261	2,1	674	5,6	1.148	22,0	1.057	10,9
Jablanica	1.105	8,5	21	1,5	372	12,0	175	7,0	168	8,0
Konjic	3.616	11,4	18	1,5	3.800	19,0	286	26,0	4.422	4,9
Neum	170	17,0	4	2,0	94	47,0	81	27,0	42	10,5
Prozor	440	4,0	9	1,0	73	4,0	168	8,0	17	1,0
Ravno	180	12,0	10	2,0	25	5,0	-	-	100	20,0
Stolac	2.080	16,0	8	2,5	42	6,0	1.200	40,0	902	29,9
ZAPADNO- HERCEGOVAČKI KANTON	8.671	7,7	117	2,0	1.188	7,3	1.882	13,7	1.643	10,5
Grude	1.035	2,5	39	2,1	69	3,0	142	4,5	56	4,0
Ljubuški	6.240	24,0	33	1,8	1.000	10,0	1.250	25,0	1.500	15,0
Posušje	406	3,5	26	2,0	80	8,0	460	10,0	12	6,0
Grad Široki Brijeg	990	3,0	20	2,0	39	1,3	30	3,0	75	2,3
KANTON SARAJEVO	15.092	4,2	746	3,2	3.156	4,3	1.864	11,1	628	5,9
Centar Sarajevo	123	7,0	-	-	50	5,0	12	8,0	8	4,0
Hadžići	3.840	12,0	259	6,6	117	9,0	108	9,0	28	4,0
Ilidža	3.675	15,0	190	8,5	920	10,0	1.216	16,0	258	6,0
Ilijaš	5.294	1,9	130	2,0	1.450	2,8	180	6,0	51	3,0
Novi Grad Sarajevo	636	10,6	74	7,4	331	7,2	295	9,5	204	12
Novo Sarajevo	85	6,5	11	1,4	12	2,7	1	0,9	25	5,0
Stari Grad Sarajevo	380	10,0	30	3,0	160	8,0	48	4,0	36	4,0
Trnovo	459	9,0	32	2,0	65	5,0	-	-	-	-
Vogošća	600	4,0	20	2,0	51	3,0	4	1,0	18	3,0
KANTON 10	14.939	19,9	93	2,5	286	5,4	1.792	20,3	23	5,7
Bosansko Grahovo	464	8,0	6	4,8	7	4,0	14	12,0	-	-
Drvar	81	13,5	7	1,2	10	4,0	16	8,0	2	2,0
Glamoč	4.501	23,2	6	1,0	53	2,8	20	5,0	-	-
Kupres	80	10,0	-	-	8	8,0	12	12,0	-	-
Livno	4.050	15,0	31	1,5	103	4,3	480	16,0	5	2,3
Tomislavgrad	5.763	24,9	44	11,0	105	21,0	1.250	25,0	16	16,0

PRINOSI USJEVA, VOĆA I GROŽĐA PO KANTONIMA I OPĆINAMA U 2020. GODINI (nastavak)
CROP, FRUIT AND GRAPES PRODUCTION BY CANTONS AND MUNICIPALITIES IN 2020. (continued)

	Djetelina <i>Clover</i>		Lucerka/lucerna <i>Lucerne</i>		Kukuruz, zeleni <i>Maize, green</i>		Stočna repa <i>Forage beet</i>		Trav. djet. smjese <i>Grass.clov.mixtures</i>	
	ukupan prinos, t <i>total pro- duction, t</i>	prinos t/ha <i>yield t/ha</i>	ukupan prinos, t <i>total pro- duction, t</i>	prinos t/ha <i>yield t/ha</i>	ukupan prinos, t <i>total pro- duction, t</i>	prinos t/ha <i>yield t/ha</i>	ukupan prinos, t <i>total pro- duction, t</i>	prinos t/ha <i>yield t/ha</i>	ukupan prinos, t <i>total pro- duction, t</i>	prinos t/ha <i>yield t/ha</i>
UNSKO-SANSKI KANTON	9.167	4,5	8.645	4,6	213.298	32,3	6	6,0	11.111	4,9
Grad Bihać	403	13,0	360	18,0	16.056	36,0	-	-	144	12,0
Bosanska Krupa	2.700	3,3	2.400	3,0	51.800	49,3	-	-	2.800	3,5
Bosanski Petrovac	-	-	-	-	1.725	11,5	-	-	-	-
Bužim	3.840	6,0	3.640	6,5	22.910	39,6	-	-	5.841	7,3
Cazin	525	3,5	175	3,5	61.850	34,8	-	-	1.210	4,0
Ključ	300	5,0	760	6,2	10.357	20,2	6	6,0	600	5,5
Sanski Most	649	3,2	560	3,5	30.360	18,6	-	-	456	2,2
Velika Kladuša	750	5,0	750	5,0	18.240	40,0	-	-	60	4,0
KANTON POSAVSKI	2.650	9,5	2.900	8,0	23.200	34,6	270	22,5	2.316	10,8
Domaševac-Šamac	20	1,0	10	1,0	100	10,0	-	-	-	-
Odžak	2.520	12,0	2.535	11,9	23.100	35,0	60	12,0	2.310	11,0
Orašje	110	2,3	355	2,5	-	-	210	30,0	6	1,5
TUZLANSKI KANTON	8.161	3,7	7.340	3,5	167.293	11,8	445	19,3	10.783	3,3
Banovići	40	5,0	30	5,0	329	7,0	-	-	30	6,0
Čelić	600	2,4	600	2,4	3.060	9,0	-	-	420	2,4
Doboj Istok	1.080	4,0	750	5,0	4.115	31,4	-	-	930	3,0
Gračanica	2.198	3,7	2.067	3,9	16.800	20,0	140	14,0	1.527	3,0
Gradačac	130	3,7	95	3,5	34.379	6,9	30	10,0	442	1,7
Kalesija	390	3,0	1.100	2,9	33.450	10,7	-	-	3.705	3,7
Kladanj	81	2,7	8	2,7	10	2,5	-	-	3	2,7
Lukavac	179	3,5	187	2,9	11.700	6,5	-	-	236	4,0
Sapna	342	1,5	320	1,5	2.280	19,0	-	-	466	2,0
Srebrenik	542	2,9	744	3,1	3.325	25,0	75	15,0	410	2,1
Teočak	840	6,0	676	5,2	12.000	80,0	-	-	252	3,5
Grad Tuzla	810	6,0	520	8,0	29.775	35,0	200	40,0	1.700	5,0
Živinice	930	7,2	244	6,1	16.070	9,5	-	-	663	7,5
ZENIČKO-DOBOJSKI KANTON	11.181	3,7	9.306	3,7	18.422	18,1	2.003	10,3	17.871	3,5
Breza	1.200	4,0	1.600	4,0	480	4,0	200	4,0	1.000	4,0
Doboj Jug	288	3,0	324	3,0	360	6,0	-	-	195	3,0
Kakanj	975	3,0	1.214	3,5	1.875	25,0	96	8,0	825	3,0
Maglaj	150	1,6	104	1,6	682	11,0	18	4,5	251	1,5
Olovo	4	4,0	4	4,0	-	-	-	-	-	-
Tešanj	4.550	3,5	3.850	3,5	1.260	18,0	720	12,0	1.860	3,1
Usora	125	2,5	81	2,3	560	7,0	-	-	75	3,0
Vareš	28	3,5	11	3,5	-	-	5	5,0	165	3,0
Visoko	2.160	6,0	1.380	6,0	11.670	25,7	360	12,0	9.200	5,0
Zavidovići	900	3,0	120	3,0	120	15,0	240	20,0	3.000	2,0
Grad Zenica	83	3,6	84	3,8	405	11,6	364	14,0	118	2,4
Žepče	718	3,5	536	3,5	1.010	18,0	-	-	1.183	3,4
BOSANSKO- PODRINJSKI KANTON	410	4,4	3.768	4,3	420	21,0	135	15	293	4,5
Foča	105	3,5	140	4,0	-	-	-	-	123	3,5
Goražde	205	3,8	3.528	4,2	420	21,0	120	20,0	70	3,5
Pale	100	10,0	100	10,0	-	-	15	5,0	100	10,0

PRINOSI USJEVA, VOĆA I GROŽĐA PO KANTONIMA I OPĆINAMA U 2020. GODINI (nastavak)
CROP, FRUIT AND GRAPES PRODUCTION BY CANTONS AND MUNICIPALITIES IN 2020. (continued)

	Djetelina <i>Clover</i>		Lucerka/lucerna <i>Lucerne</i>		Kukuruz, zeleni <i>Maize, green</i>		Stočna repa <i>Forage beet</i>		Trav.djet. smjese <i>Grass.clov.mixtures</i>	
	ukupan prinos, t <i>total pro- duction, t</i>	prinos t/ha <i>yield t/ha</i>	ukupan prinos, t <i>total pro- duction, t</i>	prinos t/ha <i>yield t/ha</i>	ukupan prinos, t <i>total pro- duction, t</i>	prinos t/ha <i>yield t/ha</i>	ukupan prinos, t <i>total pro- duction, t</i>	prinos t/ha <i>yield t/ha</i>	ukupan prinos, t <i>total pro- duction, t</i>	prinos t/ha <i>yield t/ha</i>
SREDNJOBOSANSKI KANTON	8.299	4,7	7.445	4,8	24.666	21,4	2.612	13,9	4.980	3,2
Bugojno	2.160	4,8	3.000	5,0	7.618	34,8	600	20,0	798	4,2
Busovača	210	2,1	5	0,5	1.020	17,0	153	9,0	132	2,4
Dobretići	-	-	-	-	-	-	27	9,0	-	-
Donji Vakuf	289	17,0	216	18,0	640	20,0	-	-	1	2,0
Fojnica	248	3,1	124	3,1	280	14,0	120	8,0	174	3,0
Gornji Vakuf	3.168	4,5	2.252	4,0	1.548	18,0	36	6,0	3.086	3,3
Jajce	756	12,0	600	15,0	1.890	30,0	690	30,0	57	3,0
Kiseljak	176	3,2	192	3,2	4.230	47,0	660	11,0	300	3,0
Kreševo	220	2,0	80	2,0	220	11,0	250	10,0	4	2,0
Novi Travnik	250	5,0	200	4,0	1.720	9,5	16	4,0	140	2,0
Travnik	340	4,0	418	5,7	4.603	15,9	60	12,0	270	2,7
Vitez	482	7,3	358	5,5	897	9,8	-	-	18	6,0
HERCEGOVAČKO- NERETVANSKI KANTON	470	2,7	894	5,7	4.507	16,9	991	31,0	83	2,9
Čapljina	-	-	380	10,0	3.900	20,0	-	-	-	-
Čitluk	60	3,0	105	3,5	150	15,0	-	-	30	3,0
Grad Mostar	242	2,2	144	3,2	133	3,1	9	3,0	6	2,1
Jablanica	40	4,0	100	10,0	-	-	300	30,0	15	3,0
Konjic	88	4,0	80	4,0	324	18,0	320	40,0	32	3,0
Neum	-	0,0	55	11,0	-	-	350	70,0	-	-
Prozor	-	0,0	-	-	-	-	12	2,0	-	-
Ravno	40	4,0	30	3,0	-	-	-	-	-	-
Stolac	-	0,0	-	-	-	-	-	-	-	-
ZAPADNO- HERCEGOVAČKI KANTON	1.211	3,0	1.705	2,3	1.021	9,7	169	5,0	198	2,8
Grude	387	2,2	250	2,0	160	4,0	73	3,3	108	3,0
Ljubuški	264	2,2	1.155	2,1	231	7,0	90	9,0	55	2,5
Posušje	560	5,0	300	4,0	630	7,2	6	6,0	35	2,5
Grad Široki Brijeg	-	-	-	-	-	-	-	-	-	-
KANTON SARAJEVO	729	3,6	808	3,8	13.649	39,6	2.214	16,2	2.387	3,7
Centar Sarajevo	6	3,0	6	3,0	-	-	-	-	3	1,1
Hadžići	25	5,0	23	4,5	135	15,0	128	16,0	20	4,0
Ilidža	212	2,0	435	3,0	13.014	41,2	1.900	20,0	658	3,1
Ilijaš	240	6,0	240	6,0	500	25,0	150	6,0	150	5,0
Novi Grad Sarajevo	61	3,6	56	4,0	-	-	-	-	154	3,5
Novo Sarajevo	-	-	-	-	-	-	-	-	2	1,0
Stari Grad Sarajevo	-	-	-	-	-	-	-	-	-	-
Trnovo	125	5,0	48	6,0	-	-	36	4,0	1.400	4,0
Vogošća	60	10,0	-	-	-	-	-	-	-	-
KANTON 10	1.305	4,1	2.540	5,3	42.728	23,6	259	8,6	11.083	4,0
Bosansko Grahovo	8	3,0	8	3,0	-	-	-	-	-	-
Drvar	21	4,2	4	3,6	-	-	-	-	3	3,2
Glamoč	140	2,0	-	-	3.615	12,1	114	6,0	166	2,9
Kupres	-	-	-	-	2.300	25,0	-	-	280	10,0
Livno	136	3,4	504	3,6	3.750	30,0	120	20,0	7.884	3,6
Tomislavgrad	1.000	5,0	2.025	6,0	33.063	25,5	25	5,0	2.750	5,6

PRINOSI USJEVA, VOĆA I GROŽĐA PO KANTONIMA I OPĆINAMA U 2020. GODINI (nastavak)
CROP, FRUIT AND GRAPES PRODUCTION BY CANTONS AND MUNICIPALITIES IN 2020. (continued)

	Jabuke <i>Apple</i>		Kruške <i>Pear</i>		Šljive <i>Plum</i>		Breskve <i>Peach</i>		Orasi <i>Walnut</i>	
	ukupan prinos,t <i>total pro- duction, t</i>	prinos kg/stablu <i>yield kg/tree</i>	ukupan prinos,t <i>total pro- duction, t</i>	prinos kg/stablu <i>yield kg/tree</i>	ukupan prinos,t <i>total pro- duction, t</i>	prinos kg/stablu <i>yield kg/tree</i>	ukupan prinos,t <i>total pro- duction, t</i>	prinos kg/stablu <i>yield kg/tree</i>	ukupan prinos,t <i>total pro- duction, t</i>	prinos kg/stablu <i>yield kg/tree</i>
UNSKO-SANSKI KANTON	1.489	10,3	344	5,9	2.205	3,0	11	3,0	142	1,8
Grad Bihać	120	15,0	71	10,0	818	9,0	-	-	5	5,0
Bosanska Krupa	300	20,0	40	10,0	35	0,5	-	-	-	-
Bosanski Petrovac	5	5,0	8	5,0	35	1,0	-	-	5	5,0
Bužim	42	12,0	17	8,0	56	7,0	-	-	17	4,0
Cazin	565	10,0	156	6,0	-	-	6	4,0	-	-
Ključ	72	4,0	11	2,0	-	-	-	-	10	2,0
Sanski Most	385	16,3	41	11,2	1.262	10,1	5	4,6	43	6,9
Velika Kladuša	-	-	-	-	-	-	-	-	63	5,0
KANTON POSAVSKI	249	8,5	152	12,4	1.063	7,0	25	7,4	37	13,9
Domaljevac-Šamac	35	5,0	10	5,0	175	5,0	3	4,0	-	-
Odžak	140	14,0	120	16,0	550	11,0	18	14,0	22	19,0
Orašje	74	6,0	22	8,0	338	5,0	4	3,0	15	10,0
TUZLANSKI KANTON	17.985	11,8	5.821	9,0	23.485	8,4	345	7,0	554	7,4
Banovići	120	14,0	27	6,0	156	3,0	-	-	-	-
Čelić	177	10,0	148	8,0	4.088	10,1	36	6,0	40	10,0
Doboj Istok	202	18,9	88	11,3	840	30,0	3	10,0	58	20,0
Gračanica	432	9,0	231	7,0	820	10,0	24	7,0	52	5,0
Gradačac	10.350	9,0	3.012	7,0	10.642	7,1	125	5,0	143	8,0
Kalesija	312	8,7	97	6,4	637	7,0	26	5,0	26	5,0
Kladanj	216	30,0	58	20,0	270	20,0	-	-	-	-
Lukavac	2.136	70,0	476	56,0	1.015	35,0	63	25,0	66	12,0
Sapna	120	6,0	85	5,0	135	3,0	1	7,0	27	9,0
Srebrenik	93	3,4	66	7,0	816	8,0	3	2,2	11	3,5
Teočak	231	7,0	65	5,0	255	3,0	3	15,0	6	0,5
Grad Tuzla	2.778	34,9	952	30,0	3.554	12,0	53	15,0	118	12,0
Živinice	819	14,0	516	9,0	258	6,0	9	5,0	8	5,0
ZENIČKO-DOBOJSKI KANTON	5.227	11,5	1.597	8,9	4.344	7,5	31	6,0	393	8,3
Breza	277	7,0	196	8,0	417	10,0	-	-	28	6,0
Doboj Jug	32	5,0	3	4,0	48	4,0	-	-	-	-
Kakanj	580	12,0	311	10,2	322	5,2	12	5,0	27	9,0
Maglaj	252	8,0	49	6,0	58	4,0	-	-	12	4,8
Olovo	450	15,0	75	5,0	400	10	-	-	20	10,0
Tešanj	658	14,0	276	12,0	200	2,0	-	-	25	9,0
Usora	118	20,0	15	5,0	210	10,0	2	2,0	8	2,0
Vareš	62	20,0	45	15,0	160	20,0	-	-	16	20,0
Visoko	565	6,8	130	3,8	362	4,0	-	1	25	3,9
Zavidovići	595	35,0	120	15,0	200	10,0	3	10,0	60	20,0
Grad Zenica	1.112	16,7	337	14,8	1.606	16,0	13	10,0	150	10,0
Žepče	526	7,0	41	7,0	362	5,0	2	5,0	21	7,0
BOSANSKO- PODRINJSKI KABA	2.726	21,1	490	8,7	1758	8,0	2	4,0	156	3,2
Foča	1.480	20,0	320	8,0	1200	8,0	1,6	4,0	120,0	3,0
Goražde	1.126	25,9	150	12,0	550	8,0	-	-	32	4,0
Pale	120	10,0	20	5,0	8	4,0	-	-	3,6	4,0

PRINOSI USJEVA, VOĆA I GROŽĐA PO KANTONIMA I OPĆINAMA U 2020. GODINI (nastavak)
CROP, FRUIT AND GRAPES PRODUCTION BY CANTONS AND MUNICIPALITIES IN 2020. (continued)

	Jabuke <i>Apple</i>		Kruške <i>Pear</i>		Šljive <i>Plum</i>		Breskve <i>Peach</i>		Orasi <i>Walnut</i>	
	ukupan prinos,t <i>total pro- duction, t</i>	prinos kg/stablu <i>yield kg/tree</i>	ukupan prinos,t <i>total pro- duction, t</i>	prinos kg/stablu <i>yield kg/tree</i>	ukupan prinos,t <i>total pro- duction, t</i>	prinos kg/stablu <i>yield kg/tree</i>	ukupan prinos,t <i>total pro- duction, t</i>	prinos kg/stablu <i>yield kg/tree</i>	ukupan prinos,t <i>total pro- duction, t</i>	prinos kg/stablu <i>yield kg/tree</i>
SREDNJOBOSANSKI KANTON	5.664	22,1	2.127	18,0	8.057	17,2	1	15,0	740	15,6
Bugojno	783	19,5	122	15,0	936	25,7	-	-	12	16,0
Busovača	210	30,0	83	25,0	-	-	-	-	6	5,0
Dobretići	-	-	-	-	-	-	-	-	1	15,0
Donji Vakuf	420	20,0	152	20,0	464	40,0	0	15,0	70	25,0
Fojnica	544	17,0	136	16,0	75	15,0	-	-	-	-
Gornji Vakuf	1.470	21,0	476	17,0	3.938	22,0	-	-	187	16,0
Jajce	656	25,0	280	15,0	841	15,0	-	-	13	3,0
Kiseljak	510	30,0	180	20,0	-	-	-	-	13	5,0
Kreševo	270	60,0	252	60,0	135	10,0	0	5,0	-	-
Novi Travnik	116	20,0	26	15,0	138	12,0	-	-	11	16,0
Travnik	510	20,0	286	13,0	1.350	15,0	0	20,0	67	14,0
Vitez	175	25,0	136	20,0	180	6,0	-	-	360	20
HERCEGOVAČKO- NERETVANSKI KANTON	15.634	21,6	953	10,0	3.952	7,7	4.844	11,1	301	8,8
Čapljina	8.141	28,0	18	3,2	180	30,0	3.271	10,3	20	40,0
Čitluk	13	10,0	8	9,5	19	12,5	17	10,0	14	8,3
Grad Mostar	302	10,1	23	4,3	46	5,8	427	9,8	30	6,6
Jablanica	150	50,0	44	20,0	350	20,0	-	-	10	5,0
Konjic	1.080	12,0	820	11,0	2.446	12,0	-	-	197	9,0
Neum	18	73,0	7	45,0	5	47,0	5	45,0	2	32,0
Prozor	87	10,2	33	5,0	532	2,0	-	-	28	8,0
Ravno	5.623	20,0	-	-	-	-	-	-	-	-
Stolac	220	25,0	-	-	375	25,0	1.125	15,0	-	-
ZAPADNO- HERCEGOVAČKI KANTON	349	9,6	44	4,7	225	6,8	118	7,2	189	9,0
Grude	21	2,5	8	2,1	14	2,0	6	2,6	11	2,4
Ljubuški	88	22,0	16	13,0	43	14,0	35	5,0	38	17,0
Posušje	40	10,0	6	6,0	105	10,0	-	-	10	8,0
Široki Brijeg	200	10,0	14	4,5	63	5,0	77	11,0	130	10,0
KANTON SARAJEVO	4.055	15,7	2.379	12,1	128	5,9	1.909	3,2	133	5,1
Centar Sarajevo	193	16,0	189	17,0	7	7,0	70	2,0	8	10,0
Hadžići	1.120	35,0	500	25,0	20	12,0	204	-	27	18,0
Ilidža	1.180	10,0	816	8,0	68	3,0	480	2,0	-	-
Ilijaš	670	20,0	336	20,0	14	10,0	850	-	30	20,0
Novi Grad Sarajevo	244	14,5	210	16,3	3	8,2	114	13,2	4	5,1
Novo Sarajevo	39	10,0	-	-	-	4,0	5	-	5	5,0
Stari Grad Sarajevo	575	15,0	310	10,0	6	5,0	154	3,0	22	6,0
Trnovo	25	9,0	15	7,0	-	4,0	11	-	1	4,0
Vogošća	8	7,0	3	6,0	11	7,0	22	-	36	8,0
KANTON 10	264	3,6	116	3,4	193	1,3	-	-	341	14,0
Bosansko Grahovo	-	-	-	-	-	-	-	-	-	-
Drvar	102	-	58	-	-	-	-	-	214	40,0
Glamoč	6	-	1	-	5	-	-	-	-	-
Kupres	-	-	-	-	-	-	-	-	-	-
Livno	25	-	5	-	55	-	-	-	17	2,1
Tomislavgrad	131	-	52	-	132	-	-	-	110	10,0

PRINOSI USJEVA, VOĆA I GROŽĐA PO KANTONIMA I OPĆINAMA U 2020. GODINI (nastavak)
CROP, FRUIT AND GRAPES PRODUCTION BY CANTONS AND MUNICIPALITIES IN 2020. (continued)

	Trešnje <i>Cherry</i>		Višnje <i>Sour cherry</i>		Kajsije/marelice <i>Apricot</i>		Grožđe <i>Grapes</i>	
	ukupan prinos, t <i>total pro- duction, t</i>	prinos kg/stablu <i>yield kg/tree</i>	ukupan prinos, t <i>total pro- duction, t</i>	prinos kg/stablu <i>yield kg/tree</i>	ukupan prinos, t <i>total pro- duction, t</i>	prinos kg/stablu <i>yield kg/tree</i>	ukupan prinos, t <i>total pro- duction, t</i>	prinos kg/čokotu <i>yield kg/vine</i>
UNSKO-SANSKI KANTON	212	6,5	73	9,1	5	3,2	75	5,1
Grad Bihać	2	5,0	2	5,0	-	-	-	-
Bosanska Krupa	5	5,0	10	10,0	1	5,0	1	0,5
Bosanski Petrovac	-	-	-	-	-	-	-	-
Bužim	13	5,0	3	4,0	-	-	-	-
Cazin	71	6,0	2	6,0	4	3,0	48	8,0
Ključ	18	4,0	1	4,0	-	-	-	-
Sanski Most	103	16,1	55	11,2	-	-	27	3,7
Velika Kladuša	-	-	-	-	-	-	-	-
KANTON POSAVSKI	26	8,7	79	13,9	25	12,4	50	7,6
Domaljevac-Šamac	9	5,0	3	5,0	4	5,0	-	-
Odžak	15	17,0	71	17,0	20	20,0	37	7,8
Orašje	2	6,0	4	5,0	1	3,6	13	7,0
TUZLANSKI KANTON	2.962	13,8	1.143	11,1	245	6,1	53	2,7
Banovići	47	11,0	35	10,0	-	-	-	-
Čelić	90	15,0	68	8,0	12	10,0	-	-
Doboj Istok	130	20,0	26	15,0	9	13,0	-	-
Gračanica	30	15,0	7	12,0	2	6,0	-	-
Gradačac	961	12,0	68	8,0	78	3,0	42	3,3
Kalesija	39	5,0	27	5,0	3	2,0	-	-
Kladanj	11	20,0	-	-	-	-	-	-
Lukavac	75	25,0	54	20,0	30	15,0	-	-
Sapna	14	4,0	4	4,0	1	5,0	-	-
Srebrenik	31	5,0	11	3,1	2	1,5	4	2,0
Teočak	28	5,0	9	3,0	12	8,0	-	-
Grad Tuzla	519	40,0	280	30,0	84	25,0	7	1,4
Živinice	988	13,0	553	10,0	11	6,0	-	-
ZENIČKO-DOBOJSKI KANTON	894	13,6	426	8,9	26	10,0	199	1,3
Breza	58	18,0	20	17,0	6	8,0	-	-
Doboj Jug	1	4,0	1	4,0	-	-	-	-
Kakanj	84	18,3	68	15,1	-	-	1	2,0
Maglaj	10	4,0	4	3,0	-	-	-	-
Olovo	45	15,0	10	50,0	-	-	1	2,0
Tešanj	87	13,0	57	11,0	-	-	-	-
Usora	12	20,0	8	10,0	3	5,0	2	0,7
Vareš	16	20,0	6	20,0	-	-	-	-
Visoko	124	19,7	109	6,1	-	-	-	-
Zavidovići	60	12,0	50	10,0	-	-	14	8,0
Grad Zenica	293	25,0	69	14,0	16	17,0	-	-
Žepče	105	5,0	24	4,0	1	3,0	182	1,2
BOSANSKO- PODRINJSKI KANTON	302	10,1	65	7,8	0	1,0	-	-
Foča	10	1,0	2	1,0	0	1,0	-	-
Goražde	291	15,0	63	10,0	-	-	-	-
Pale	1	2,0	0	1,0	-	-	-	-

PRINOSI USJEVA, VOĆA I GROŽĐA PO KANTONIMA I OPĆINAMA U 2020. GODINI (nastavak)
CROP, FRUIT AND GRAPES PRODUCTION BY CANTONS AND MUNICIPALITIES IN 2020. (continued)

	Trešnje <i>Cherry</i>		Višnje <i>Sour cherry</i>		Kajsije/marelice <i>Apricot</i>		Grožđe <i>Grapes</i>	
	ukupan prinos, t <i>total pro- duction, t</i>	prinos kg/stablu <i>yield kg/tree</i>	ukupan prinos, t <i>total pro- duction, t</i>	prinos kg/stablu <i>yield kg/tree</i>	ukupan prinos, t <i>total pro- duction, t</i>	prinos kg/stablu <i>yield kg/tree</i>	ukupan prinos, t <i>total pro- duction, t</i>	prinos kg/čokotu <i>yield kg/vine</i>
SREDNJOBOSANSKI KANTON	450	22,8	278	24,3	0	10,0	3	0,5
Bugojno	34	25,0	7	25,0	-	-	-	-
Busovača	36	30,0	9	20,0	-	-	-	-
Dobretići	0	50,0	-	-	-	-	-	-
Donji Vakuf	23	20,0	44	40,0	-	-	-	-
Fojnica	19	30,0	3	18,0	-	-	-	-
Gornji Vakuf	60	13,0	27	14,0	-	-	-	-
Jajce	97	30,0	40	50,0	-	-	3	0,5
Kiseljak	30	20,0	44	20,0	-	-	-	-
Kreševo	18	50,0	17	20,0	0	10,0	-	-
Novi Travnik	20	20,0	14	15,0	-	-	-	-
Travnik	69	40,0	52	40,0	-	-	-	-
Vitez	45	15,0	23	15,0	-	-	-	-
HERCEGOVAČKO- NERETVANSKI KANTON	1.708	12,8	242	7,8	179	9,3	35.544	3,5
Čapljina	116	6,6	38	13,4	10	5,0	11.253	6,1
Čitluk	24	15,0	53	5,0	12	20,0	11.622	2,7
Grad Mostar	684	11,8	68	7,4	39	8,0	8.983	3,6
Jablanica	25	10,0	8	8,0	2	2,0	-	-
Konjic	253	10,0	-	-	-	-	-	-
Neum	6	20,0	1	20	2	40,0	195	1,3
Prozor	18	4,0	6	2,0	-	-	-	-
Ravno	8	15,0	-	-	10	20,0	671	2,5
Stolac	575	25,0	69	15,0	105	10,0	2.820	2,8
ZAPADNO- HERCEGOVAČKI KANTON	451	13,3	109	10,0	25	5,2	6.418	1,6
Grude	48	6,0	10	3,0	9	5,8	575	1,5
Ljubuški	112	20,0	51	20,0	7	3,0	2.753	1,2
Posušje	28	10,0	7	8,0	-	-	29	1,4
Široki Brijeg	263	15,0	40	10,0	9	10,0	3.061	2,3
KANTON SARAJEVO	331	7,7	275	6,3	8	2,6	9	7,0
Centar Sarajevo	12	8,5	27	8,5	2	2,5	-	-
Hadžići	22	22,0	22	18,0	-	-	-	-
Ilidža	91	3,5	102	4,0	6	2,5	9	10,0
Ilijaš	95	30,0	35	15,0	-	-	-	-
Novi Grad Sarajevo	35	6,2	25	5,8	-	-	-	-
Novo Sarajevo	30	15,0	16	9,0	-	-	-	-
Stari Grad Sarajevo	33	11,0	39	9,0	0	6,0	-	-
Trnovo	6	10,0	5	10,0	-	-	-	-
Vogošća	9	17,0	5	13,0	-	-	-	-
KANTON 10	16	6,3	11	10,2	-	-	5	0,6
Bosansko Grahovo	-	-	-	-	-	-	-	-
Drvar	5	25,0	7	20,0	-	-	1	1,8
Glamoč	-	-	-	-	-	-	-	-
Kupres	-	-	-	-	-	-	-	-
Livno	7	3,5	1	3,0	-	-	-	-
Tomislavgrad	5	10,0	3	10,0	-	-	4	0,6