



Bosna i Hercegovina
FEDERACIJA BOSNE I HERCEGOVINE
FEDERALNI ZAVOD ZA STATISTIKU
Bosnia and Herzegovina
FEDERATION OF BOSNIA AND HERZEGOVINA
INSTITUTE FOR STATISTICS OF FBiH

**ŽENE I MUŠKARCI
U FEDERACIJI BOSNE I HERCEGOVINE**



*WOMEN AND MEN
IN FEDERATION OF BOSNIA AND HERZEGOVINA*

Sarajevo, 2020.

ŽENE I MUŠKARCI U FEDERACIJI BOSNE I HERCEGOVINE

WOMEN AND MEN

IN FEDERATION OF BOSNIA AND HERZEGOVINA

Izdavač: Federalni zavod za statistiku, Zelenih beretki 26, 71000 Sarajevo

Publisher: Institute for statistics of FBiH, Zelenih beretki 26, 71000 Sarajevo

Telefon/Phone /Faks:+387 33 20 64 51

Elektronska pošta / E-mail : fedstat@fzs.ba

Internetska stranica/Web site : http://www.fzs.ba

Odgovara : Doc.dr. Emir Kremić, direktor

Person responsible: Assist.Prof. Emir Kremić, Director General

Urednički odbor/Editorial

Amer Korić, Nisveta Džebo, Hidaeta Čolović, Sanja Ambrožić, Zehra Kaba

Belmira Hadžiabdić, Sanela Čengić, Dijana Simanić

Pripremili: Haris Karačić, Fatima Strik

Prepared by: Haris Karačić, Fatima Strik

Molimo korisnike da prilikom korišćenja podataka navedu izvor

Users are kindly requested to state the source

Štampano/Tiskano u 25 primjeraka

Printed in 25 copies

Obavijest daje Odsjek za odnose s javnošću i biblioteku

Information is available at the Department of Public Relations and Library

Telefon/Phone:+ 387 33 40 70 19

Pretpлата publikacija/Subscription :+387 33 40 70 20

PREGOVOR

Publikacija «Žene i muškarci u Federaciji Bosne i Hercegovine» deveta je u nizu ove vrste koju je objavio Federalni zavod za statistiku. Ovo izdanje objavljuje podatke zaključno sa 2019. godinom i pruža sveobuhvatan pregled položaja žena i muškaraca u Federaciji Bosne i Hercegovine.

Publikacija se sastoji od sljedećih poglavlja: stanovništvo, zdravstvo, obrazovanje, zaposlenost i nezaposlenost, socijalna zaštita, pravosuđe, izbori i istraživanje i razvoj. Podaci su prezentirani u vidu tabela sa grafičkim prikazom i rezultat su provođenja statističkih istraživanja Federalnog zavoda za statistiku, a manji dio podataka preuzet je od drugih institucija ili drugih izvora podataka što je i navedeno ispod tabela.

Ravnopravnost spolova znači da su žene i muškarci jednako prisutni u svim područjima javnog i privatnog života, imaju jednak status, jednake mogućnosti za ostvarivanje svojih prava i jednaku korist od ostvarenih rezultata.

FOREWORD

Publication «Women and men in The Federation of Bosnia and Herzegovina» is the ninth one of this kind published by the Institute for statistics of FBiH. This edition gives the data untill 2019 including and illustrate the position of women and men in The Federation of Bosnia and Herzegovina.

Publication is composed of the next chapters: population, health, education, employment and unemployment, social welfare, administration of justice, elections and research and development. It covers the data shown as the tables and charts. Most of these data are the result of the statistical researches carried out by the Institute for statistics of FBiH. Minor part of data has been taken over from other institutions or other sources whose names are stated below tables.

Gender equality means that women and men are equality present in all spheres of public and private life and that they have equal status, equal opportunities to exercise all their rights and equal benefit from achieved results.

Doc. Dr. Emir Kremić, direktor
Federalnog zavoda za statistiku

*Person responsible: Assist. Prof. Emir Kremić, Director General
Institute for Statistics of FBiH*

Sarajevo, decembar/prosinac, 2020.
Sarajevo, December 2020

SADRŽAJ
CONTENTS

| | |
|--|----|
| Predgovor | 3 |
| <i>Preface</i> | |
| Metodološka objašnjenja | 7 |
| <i>Explanation and notes</i> | |
| Stanovništvo | 13 |
| <i>Population</i> | |
| Zdravstvo | 29 |
| <i>Health</i> | |
| Obrazovanje | 35 |
| <i>Education</i> | |
| Zaposlenost i nezaposlenost | 57 |
| <i>Employment and unemployment</i> | |
| Socijalna zaštita | 67 |
| <i>Social welfare</i> | |
| Pravosuđe | 81 |
| <i>Administration of justice</i> | |
| Izbori | 91 |
| <i>Election</i> | |
| Istraživanje i razvoj | 95 |
| <i>Research and development</i> | |

METODOLOŠKA OBJAŠNENJA

Pravni osnov

Kao pravni osnov od značaja za pitanja jednakosti na osnovu spolova u Federaciji BiH su:

- BiH je članica Ujedinjenih nacija (UN) i Vijeća Evrope (VE), te je samim tim potpisnica međunarodnih dokumenata za zaštitu ljudskih prava usvojenih na nivou ovih organizacija.
- 1995. Ustav Bosne i Hercegovine
- Zakon o ravnopravnosti spolova u BiH
- 2006. Gender akcioni plan za BiH 2013-2017
- 2008. Strateški plan za prevenciju nasilja u porodici u Federaciji BiH 2009-2010
- 2013. BiH je pristupila ratifikaciji Konvencije Vijeća Evrope o prevenciji i sprečavanju nasilja nad ženama i nasilja u porodici (usvojena 2011.god.)
- 2013. Strategija za prevenciju i borbu protiv nasilja u porodici 2018-2020

Institucionalni rodni mehanizmi zakonodavne vlasti u Parlamentarnoj skupštini BiH: Komisija za ostvarenje ravnopravnosti spolova. U Domu naroda parlamenta Federacije BiH formirane je Komisija za jednakopravnost spolova Predstavničkog Doma naroda, a u skupštinama kantona formirane su komisije za ravnopravnost spolova. Što se tiče izvršne vlasti, pri Ministarstvu za ljudska prava i izbjeglice u Vijeću ministara BiH formirana je Agencija za ravnopravnost spolova (2004.). Vlada Federacije BiH je osnovala Gender centar Federacije BiH, radi vršenja stručnih i drugih poslova vezanih za provođenje načela jednakosti i ravnopravnosti spolova u FBiH.

EXPLANATION AND NOTES

Legal basis

Law on civil registration in area of gender equality issues in FBiH:

- *B&H is a member of the United Nations (UN) and the Council of Europe (CoE) and therefore a signatory to international documents for protection of human rights adopted at the level of those organizations.*
- *1995. Constitution of Bosnia and Herzegovina*
- *2003. Law on Gender Equality in BiH*
- *2006. Gender Action Plan for BiH 2013-2017*
- *2008. Strategic plan for prevention of domestic violence in the Federation of BiH 2009-2010*
- *2013. BiH is signed ratification of Convention of the Council of Europe on preventing and combating violence against women and domestic violence (adopted in 2011)*
- *2018. Strategy for prevention and combat against domestic violence of BiH 2018-2020.*

Institutional gender mechanisms of legislative power in the Parliamentary Assembly of BiH: Committee for achieving gender equality. In the House of People of the Parliament of the FBiH were established: in the National Assembly of the entity there is Gender Equality Committee of the House of Representatives, cantonal assemblies have also established gender equality committees. In terms of the executive government, a Gender Equality Agency was formed under the Ministry of Human Rights and Refugees in the Council of Ministers of BiH (2014). Government of the FBiH was founded Gender Center of the FBiH, for the purpose of carrying out technical and other activities related to implementation of relevant principles of gender equity and equality in FBiH.

Izvori podataka

Većina podataka prikazanih u ovoj publikaciji su rezultat istraživanja koje provodi Federalni zavod za statistiku, te za njih nije naveden izvor podataka. Manji dio podataka je preuzet od drugih institucija ili su rezultat posebnih statističkih istraživanja, te je za te podatke posebno naveden izvor podataka ispod tabela i grafikona.

Obrada i publiciranje podataka

Statistička istraživanja koja se provode u Federalnom zavodu za statistiku u skladu sa Zakonom o statistici u Federaciji BiH ("Službene novine Federacije BiH" br.63/03 i 9/09) i Planom provođenja statističkih istraživanja od interesa za Federaciju BiH (godišnji), statistika spolova (gender statistika) je integralni dio statističkih istraživanja. U razvoju svih statističkih oblasti gender komponenta je uzeta u obzir gdje god je to moguće.

Definicije i objašnjenja

Gender (rod) predstavlja društveno uvjetovane razlike između žena i muškaraca koje su, za razliku od bioloških i fizioloških razlika, naučne, promjenjive i ovise od različitih faktora: kulture, religije, društvenog i političkog uređenja, ekonomske situacije, klase, starosne dobi, etničke pripadnosti itd.

Gender statistika je oblast koja prožima sva statistička područja. Svrha joj je identifikiranje, prikupljanje, diseminacija i analiza statističkih podataka razvrstanih po spolu, kako bi se shvatilo na koji način gender pitanja utječu na pojedince i društvo općenito.

Source of data

Most data presented in this publication are the result of the surveys carried out by the Institute for statistics of BiH, and for them there is no specified data source. A minor part of the data is taken from other institutions, or other special statistical surveys, and data source is particularly listed below the tables and graphs for that data.

Processing and publishing data

Statistical surveys which are conducting by the Institute for statistics of FBIH in accordance with the law on Statistics of the F BiH (FBIH official Gazete no.63/03 and 9/09) and the Plan of the statistical research of interest to the Federation of Bosnia and Herzegovina (for every year separately), Gender statistics is integral part of statistical researches. Gender component is respected in the developing all statistical surveys where applicable.

Definitions and explanations

Gender presents socially conditioned differences between women and men which are, in contrast to the biological and psychological differences, learned, changeable and dependent on different factors: culture, religion, social and political organization, economic situation, class, age, ethnicity, etc.

Gender statistics is a field that permeates all statistical areas. Its goal is identification, collection, dissemination and analysis of statistical data disaggregated by sex, in order to understand how gender issues affect individuals and society in general.

Jednakost spolova podrazumjeva jednaka prava, odgovornosti i mogućnosti između žena i muškaraca. Jednakost ne promovira identičnost žene i muškaraca, nego uvažava njihovo pravo na različitost.

Ravnopravnost spolova podrazumjeva ravnopravnu vidljivost, osposobljenost i sudjelovanje spolova u svim vidovima javnog i privatnog života.

Gender mainstreaming predstavlja ugradnju prioriteta i potreba žena i muškaraca u sve zakone, strategije, planove, programe i akcije društva, radi postizanja jednakosti i ravnopravnosti spolova, uzimajući u obzir posljedice koje će ove akcije imati na žene i muškarce.

Nasilje nad ženama označava kršenje ljudskih prava i oblik diskriminacije nad ženama, a predstavlja sva djela rodno zasnovanog nasilja koja dovode ili mogu dovesti do: fizičke, seksualne, psihičke, odnosno finansijske povrede ili patnje za žene, obuhvatajući i prijetnje takvim djelima, prinudu ili proizvoljno lišavanje slobode, bilo u javnosti bilo u privatnom životu.

ZNAKOVI

() podatak je manje siguran

(()) podatak je nesiguran

● podatak je ekstremno nesiguran

— nema pojave

Gender equity means equal rights, responsibilities and opportunities for women and men. Equity does not promote uniformity of women and men, but respects their right to be different.

Gender equality means an equal visibility, qualification and participation of genders in all aspects of public and private.

Gender mainstreaming represents incorporation of the priorities and needs of women and men in all laws, strategies, plans, programs and actions of the society, in order to achieve gender equity and equality, taking into account the consequences that these actions will have on women and men.

Violence against women is understood as a violation of human rights and a form of discrimination against women and shall mean all acts of gender-based violence that result in, or are likely to result in, physical, sexual, psychological or economic harm or suffering to women, including threats of such acts, coercion or arbitrary deprivation of liberty, whether occurring in public or in private life.

SYMBOLS

() less accurate estimate

(()) inaccurate estimate

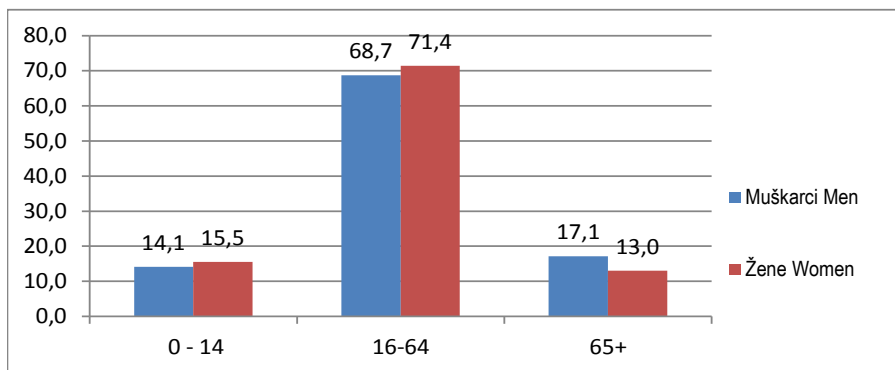
● not zero but extremely inaccurate data

— no occurrence of event

STANOVNIŠTVO
POPULATION

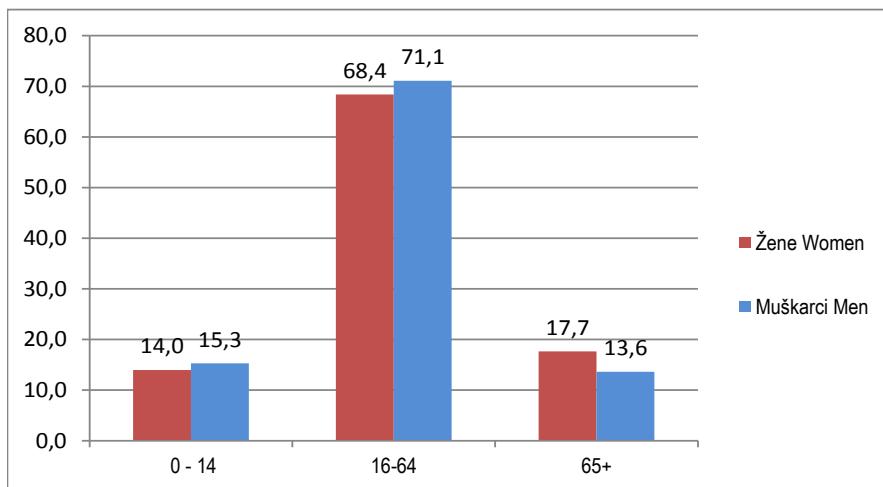
Prisutno stanovništvo prema starosti, 30.06.2018-procjena

Present population by age, June 30,2018 - estimation



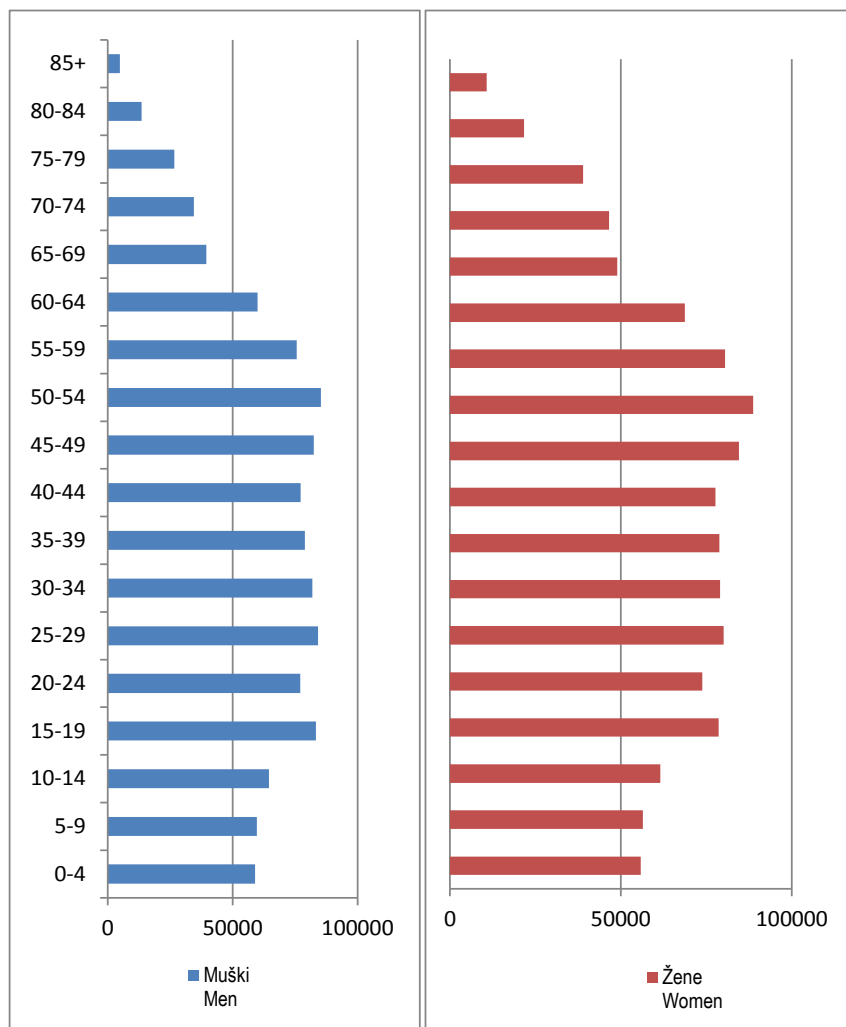
Prisutno stanovništvo prema starosti, 30.06.2019-procjena

Present population by age, June 30,2019 - estimation



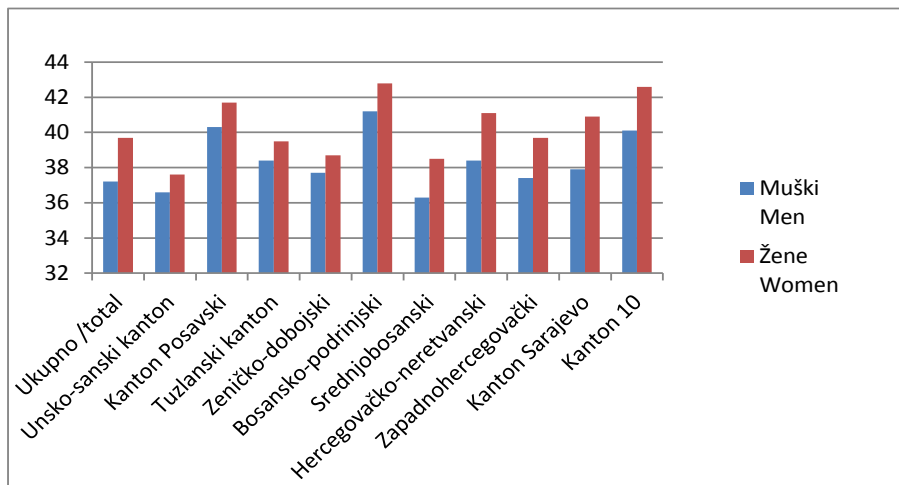
Stanovništvo u Federaciji BiH prema petogodištima i spolu, Popis 2013

Population in the Federation of BiH by age and sex, Census 2013



Stanovništvo u Federaciji BiH po kantonima i prosječnoj starosti, Popis 2013

Population in the Federation of BiH by cantons and average age, Census 2013



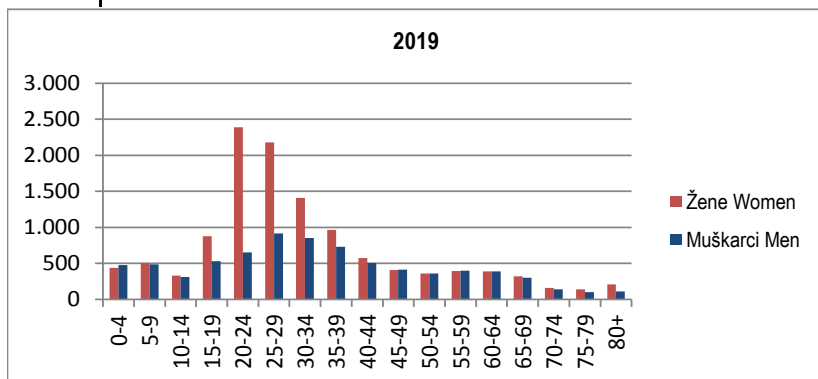
Doseljeno stanovništvo u/liz FBiH po starosti i spolu

(uključujući kretanje stanovništva unutar FBiH i u RS i DB),

Immigrants and emigrants to/from FBiH by age and sex

(including the population movements inside The FBiH and from RS and DB

| Starost Age | 2016 | | 2017 | | 2018 | | 2019 | |
|---------------------------|---------------|-----------------|---------------|-----------------|---------------|-----------------|---------------|-----------------|
| | Žene Women | Muškarci Men | Žene Women | Muškarci Men | Žene Women | Muškarci Men | Žene Women | Muškarci Men |
| Ukupno / Total | 11.883 | 7.769 | 7.519 | 11.579 | 12.259 | 7.755 | 12.058 | 7.676 |
| 0-4 | 328 | 328 | 374 | 320 | 412 | 462 | 436 | 475 |
| 5-9 | 297 | 351 | 355 | 326 | 509 | 512 | 504 | 488 |
| 10-14 | 238 | 200 | 248 | 235 | 271 | 297 | 331 | 312 |
| 15-19 | 1.054 | 672 | 582 | 920 | 915 | 529 | 878 | 531 |
| 20-24 | 2.267 | 685 | 705 | 2.142 | 2.276 | 633 | 2.389 | 655 |
| 25-29 | 2.384 | 1.068 | 990 | 2.427 | 2.301 | 919 | 2.182 | 915 |
| 30-34 | 1.448 | 925 | 896 | 1.420 | 1.499 | 869 | 1.409 | 851 |
| 35-39 | 791 | 659 | 678 | 834 | 977 | 969 | 967 | 729 |
| 40-44 | 574 | 487 | 505 | 562 | 580 | 542 | 573 | 506 |
| 45-49 | 439 | 454 | 372 | 418 | 441 | 397 | 409 | 413 |
| 50-54 | 469 | 452 | 419 | 412 | 412 | 405 | 362 | 362 |
| 55-59 | 431 | 424 | 405 | 430 | 445 | 406 | 395 | 397 |
| 60-64 | 424 | 420 | 381 | 380 | 420 | 407 | 389 | 390 |
| 65-69 | 273 | 300 | 286 | 288 | 303 | 301 | 322 | 300 |
| 70-74 | 153 | 122 | 115 | 133 | 157 | 143 | 159 | 140 |
| 75-79 | 137 | 111 | 102 | 149 | 140 | 109 | 142 | 102 |
| 80+ | 176 | 111 | 106 | 183 | 201 | 128 | 211 | 110 |



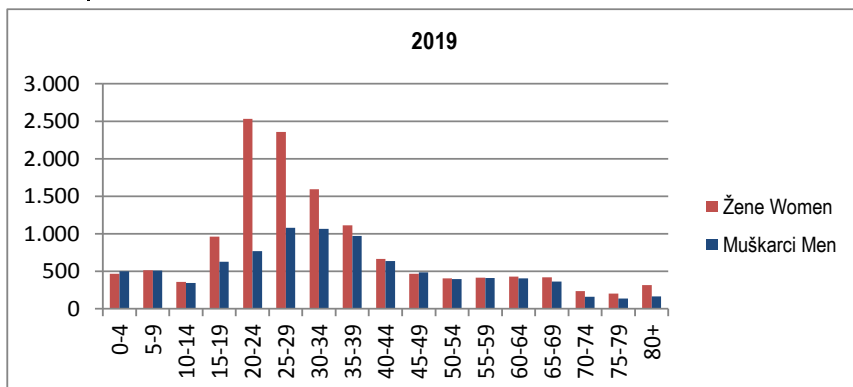
Odseljeno stanovništvo u/liz FBiH po starosti i spolu

(uključujući kretanje stanovništva unutar FBiH i u RS i DB),

Immigrants and emigrants to/from FBiH by age and sex

(including the population movements inside The FBiH and from RS and DB)

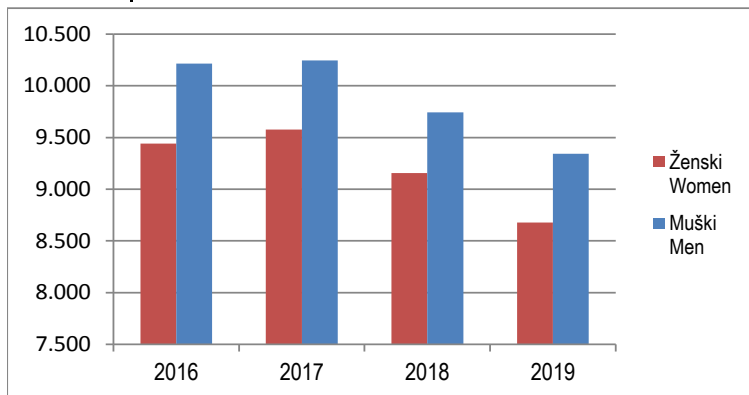
| Starost Age | 2016 | | 2017 | | 2018 | | 2019 | |
|---------------------------|---------------|-----------------|---------------|-----------------|---------------|-----------------|---------------|-----------------|
| | Žene Women | Muškarci Men | Žene Women | Muškarci Men | Žene Women | Muškarci Men | Žene Women | Muškarci Men |
| Ukupno / Total | 13.766 | 9.341 | 1.441 | 2.369 | 13.820 | 9.255 | 13.439 | 9.012 |
| 0-4 | 349 | 363 | 65 | 48 | 428 | 486 | 465 | 499 |
| 5-9 | 328 | 385 | 72 | 71 | 540 | 550 | 513 | 508 |
| 10-14 | 270 | 234 | 43 | 56 | 301 | 333 | 356 | 345 |
| 15-19 | 1.203 | 808 | 102 | 220 | 1.031 | 678 | 960 | 628 |
| 20-24 | 2.449 | 832 | 145 | 493 | 2.447 | 726 | 2.529 | 767 |
| 25-29 | 2.630 | 1.211 | 188 | 485 | 2.460 | 1.033 | 2.357 | 1.079 |
| 30-34 | 1.611 | 1.097 | 173 | 277 | 1.675 | 1.113 | 1.594 | 1.066 |
| 35-39 | 938 | 843 | 153 | 170 | 1.128 | 961 | 1.110 | 970 |
| 40-44 | 712 | 620 | 141 | 121 | 730 | 731 | 666 | 635 |
| 45-49 | 543 | 586 | 94 | 95 | 509 | 488 | 467 | 486 |
| 50-54 | 525 | 515 | 89 | 84 | 464 | 448 | 404 | 396 |
| 55-59 | 520 | 503 | 56 | 66 | 472 | 456 | 415 | 407 |
| 60-64 | 528 | 466 | 41 | 64 | 496 | 420 | 426 | 405 |
| 65-69 | 410 | 389 | 40 | 46 | 389 | 366 | 419 | 364 |
| 70-74 | 203 | 156 | 13 | 24 | 219 | 160 | 234 | 157 |
| 75-79 | 250 | 172 | 14 | 24 | 225 | 131 | 200 | 135 |
| 80+ | 297 | 161 | 12 | 25 | 306 | 175 | 317 | 165 |



Živorodeni

Livebirths

| Godina Year | Ženski Women | Muški Men |
|----------------|-----------------|--------------|
| 2016 | 9.441 | 10.214 |
| 2017 | 9.577 | 10.247 |
| 2018 | 9.157 | 9.742 |
| 2019 | 8.677 | 9.342 |



Živorodeni prema starosti majke i spolu djeteta

Livebirths by age of mother at childbirth and sex of child

| | 2018 | | 2019 | |
|--------------------------------------|-----------------|--------------|-----------------|--------------|
| | Ženski Women | Muški Men | Ženski Women | Muški Men |
| Ukupno/Total | 9157 | 9742 | 8.677 | 9.342 |
| ispod 15 god <i>under 15 year</i> | 2 | 2 | - | 1 |
| 15-19 | 296 | 347 | 280 | 300 |
| 20-24 | 1850 | 2054 | 1.879 | 1.998 |
| 25-29 | 2922 | 3083 | 2.645 | 2.948 |
| 30-34 | 2621 | 2775 | 2.464 | 2.613 |
| 35-39 | 1226 | 1205 | 1.153 | 1.220 |
| 40-44 | 203 | 236 | 225 | 232 |
| 45-49 | 14 | 17 | 15 | 3 |
| 50+ | 1 | - | 1 | 2 |
| 50 and more | | | | |
| Nepoznato <i>unknown</i> | 22 | 23 | 15 | 25 |

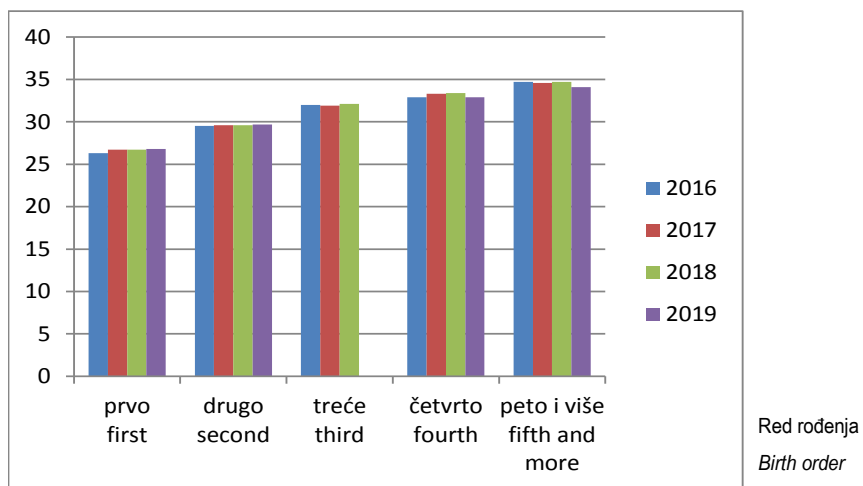
Prosječna starost majke prema redu rođenja djece

Average mother by birth order of livebirths

| | Red rođenja djeteta <i>Birth order</i> | | | | |
|------|---|------------------------|-----------------------|--------------------------|--------------------------------------|
| | prvo <i>first</i> | drugo <i>second</i> | treće <i>third</i> | četvrto <i>fourth</i> | peto i više <i>fifth and more</i> |
| 2016 | 26,3 | 29,5 | 32,0 | 32,9 | 34,7 |
| 2017 | 26,7 | 29,6 | 31,9 | 33,3 | 34,6 |
| 2018 | 26,7 | 29,6 | 32,1 | 33,4 | 34,7 |
| 2019 | 26,8 | 29,7 | 32,0 | 32,9 | 34,1 |

Prosječna starost majke

Average mother age



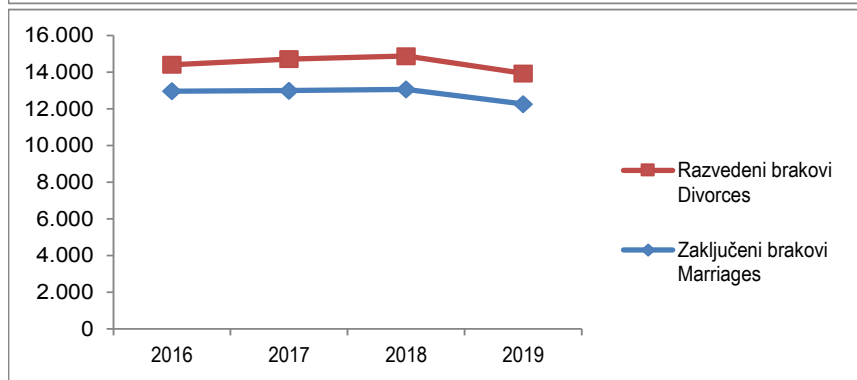
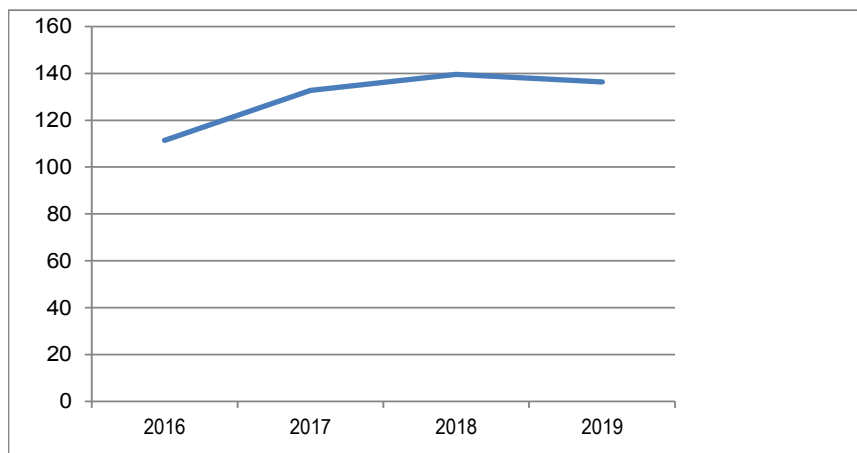
Zaključeni i razvedeni brakovi

Marriages and divorces

| Godina Year | Zaključeni brakovi Marriages | Razvedeni brakovi Divorces | Razvedeni brakovi na 1000 zaključenih Divorces per 1000 marriages |
|----------------|------------------------------------|----------------------------------|--|
| 2016 | 12.970 | 1.445 | 111 |
| 2017 | 12.994 | 1.725 | 133 |
| 2018 | 13.061 | 1.823 | 140 |
| 2019 | 12.266 | 1.673 | 136 |

Razvedeni brakovi na 1000 zaključenih

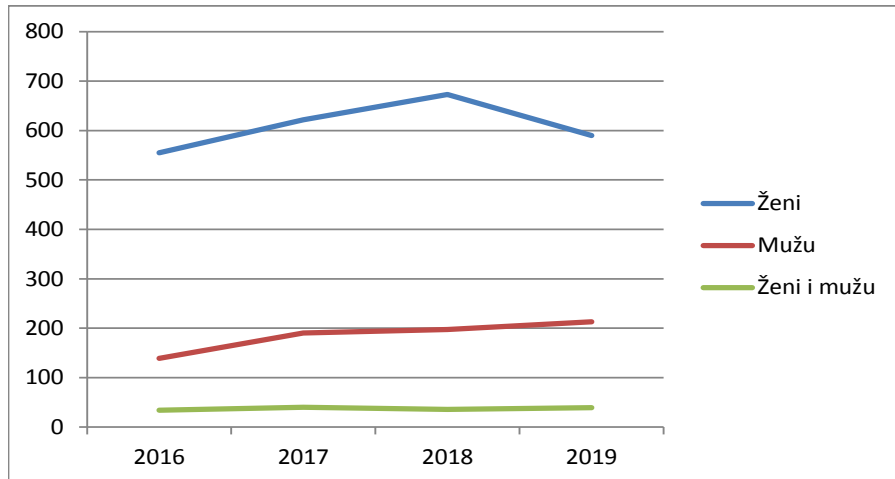
Divorces per 1000 marriages



Razvedeni brakovi prema odluci o dodjeli i izdržavanju djece

Divorces by dependent children are assigned to

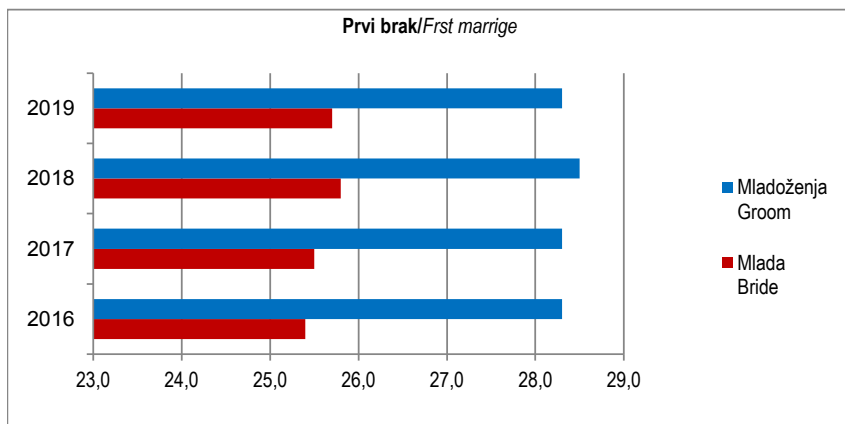
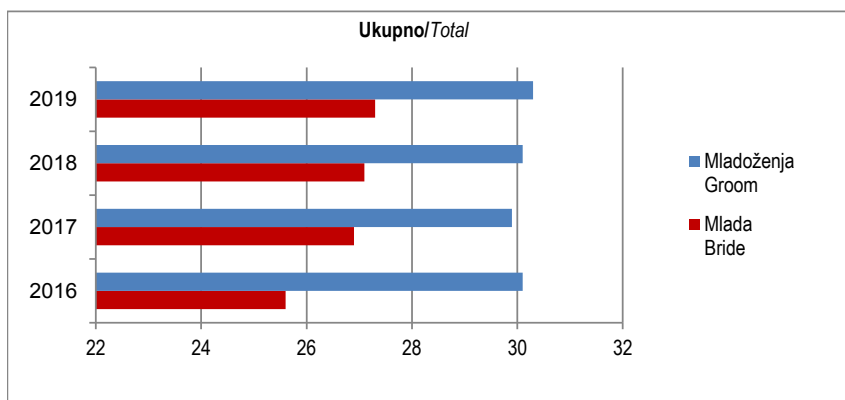
| | 2016 | 2017 | 2018 | 2019 | |
|-----------------------|--------------|--------------|--------------|--------------|------------------------------|
| Ukupno | 1.445 | 1.725 | 1.823 | 1.673 | Total |
| Nema izdržavane djece | 713 | 870 | 914 | 829 | <i>No dependent children</i> |
| Ženi | 555 | 622 | 673 | 590 | <i>To wife</i> |
| Mužu | 139 | 190 | 197 | 213 | <i>To husband</i> |
| Ženi i mužu | 34 | 40 | 36 | 39 | <i>To wife and husband</i> |
| Drugim licima | 2 | - | - | - | <i>To other persons</i> |
| Ustanovi | 1 | 2 | 2 | 1 | <i>To institution</i> |
| Ostale kombinacije | 1 | 1 | 1 | 1 | <i>Other combinations</i> |



Prosječna starost mlade - mladoženje pri zaključenju braka

Average age of bride - groom at the time getting married

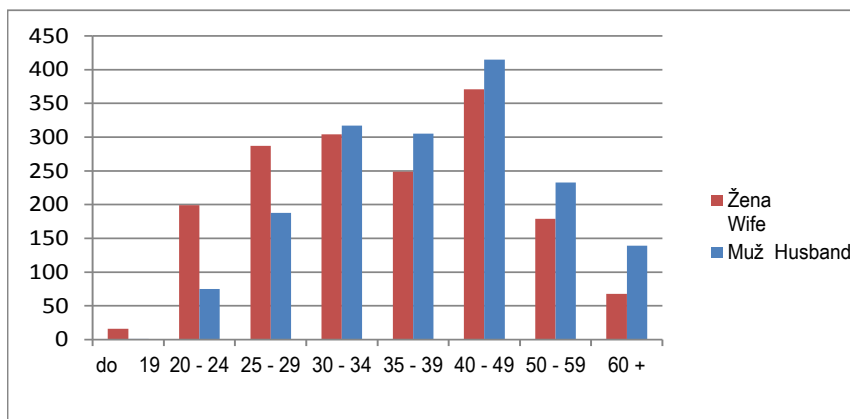
| Godina Year | Ukupno Total | | Prvi brak First marriage | |
|----------------|-----------------|---------------------|-----------------------------|---------------------|
| | Mlada Bride | Mladoženja Groom | Mlada Bride | Mladoženja Groom |
| 2016 | 25,6 | 30,1 | 25,4 | 28,3 |
| 2017 | 26,9 | 29,9 | 25,5 | 28,3 |
| 2018 | 27,1 | 30,1 | 25,8 | 28,5 |
| 2019 | 27,3 | 30,3 | 25,7 | 28,3 |



Razvedeni brakovi prema spolu i starosnim skupinama

Divorces by sex and age groups

| Starost | Spol | Razvedeni brakovi <i>Divorces</i> | | | | Sex | Age |
|---------------|------|-----------------------------------|--------------|--------------|--------------|---------|--------------|
| | | 2016 | 2017 | 2018 | 2019 | | |
| Ukupno | | 1.445 | 1.725 | 1.823 | 1.673 | | Total |
| do 19 | Žena | 23 | 14 | 21 | 16 | Wife | untill 19 |
| | Muž | 4 | 1 | 3 | 1 | Husband | |
| 20 - 24 | Žena | 166 | 174 | 196 | 199 | Wife | 20 - 24 |
| | Muž | 64 | 72 | 73 | 75 | Husband | |
| 25 - 29 | Žena | 250 | 315 | 333 | 287 | Wife | 25 - 29 |
| | Muž | 196 | 223 | 252 | 188 | Husband | |
| 30 - 34 | Žena | 261 | 319 | 368 | 304 | Wife | 30 - 34 |
| | Muž | 250 | 298 | 351 | 317 | Husband | |
| 35 - 39 | Žena | 224 | 288 | 280 | 249 | Wife | 35 - 39 |
| | Muž | 253 | 323 | 303 | 305 | Husband | |
| 40 - 49 | Žena | 338 | 362 | 375 | 371 | Wife | 40 - 49 |
| | Muž | 386 | 433 | 466 | 415 | Husband | |
| 50 - 59 | Žena | 121 | 193 | 199 | 179 | Wife | 50 - 59 |
| | Muž | 184 | 237 | 260 | 233 | Husband | |
| 60 + | Žena | 56 | 60 | 51 | 68 | Wife | 60 + |
| | Muž | 106 | 138 | 115 | 139 | Husband | |
| nepoznato | Žena | 6 | - | - | - | Wife | unknown |
| | Muž | 2 | - | - | - | Husband | |



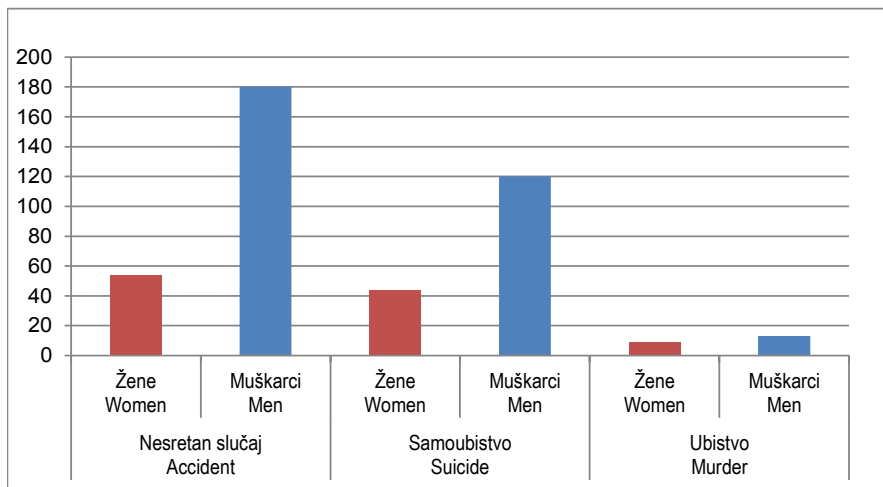
Nasilne smrti

Violent deaths

| Godina Year | Nesretni slučaj Accident | | Samoubistvo Suicide | | Ubistvo Murder | |
|----------------|-----------------------------|-----------------|------------------------|-----------------|-------------------|-----------------|
| | Žene Women | Muškarci Men | Žene Women | Muškarci Men | Žene Women | Muškarci Men |
| 2016 | 51 | 219 | 55 | 124 | 6 | 19 |
| 2017 | 68 | 207 | 54 | 148 | 4 | 20 |
| 2018 | 58 | 201 | 50 | 147 | 6 | 13 |
| 2019 | 54 | 180 | 44 | 120 | 9 | 13 |

Nasilne smrti, 2019. godini

Violent deaths, 2019



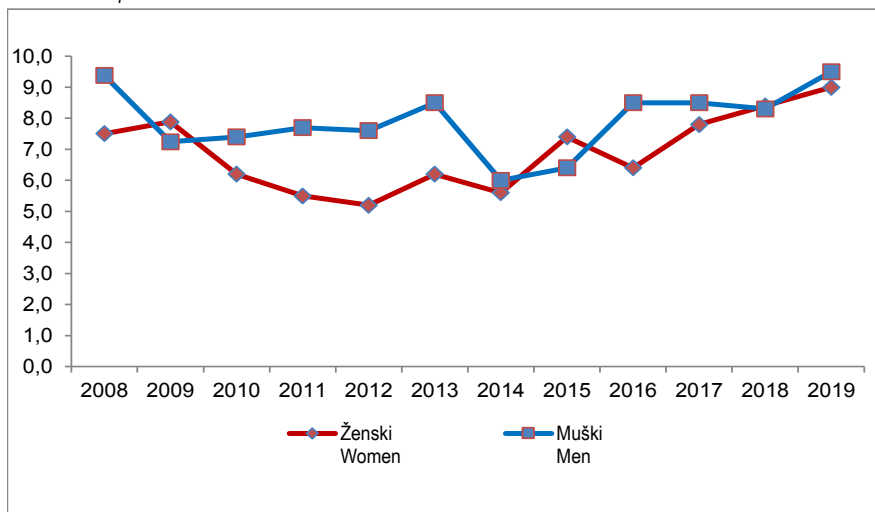
Umrta dojenčad

Infant deaths

| Godina Year | Ženski Women | Muški Men | na 1000 živorođenih per 1000 livebirths | |
|----------------|-----------------|--------------|--|--------------|
| | | | Ženski Women | Muški Men |
| 2008 | 84 | 110 | 7,5 | 9,4 |
| 2009 | 87 | 86 | 7,9 | 7,2 |
| 2010 | 67 | 105 | 6,2 | 7,4 |
| 2011 | 56 | 85 | 5,5 | 7,7 |
| 2012 | 54 | 85 | 5,2 | 7,6 |
| 2013 | 57 | 85 | 6,2 | 8,5 |
| 2014 | 56 | 62 | 5,6 | 6,0 |
| 2015 | 69 | 80 | 7,4 | 6,4 |
| 2016 | 60 | 87 | 6,4 | 8,5 |
| 2017 | 75 | 87 | 7,8 | 8,5 |
| 2018 | 77 | 81 | 8,4 | 8,3 |
| 2019 | 78 | 89 | 9,0 | 9,5 |

Umrta dojenčad na 1000 živorođenih

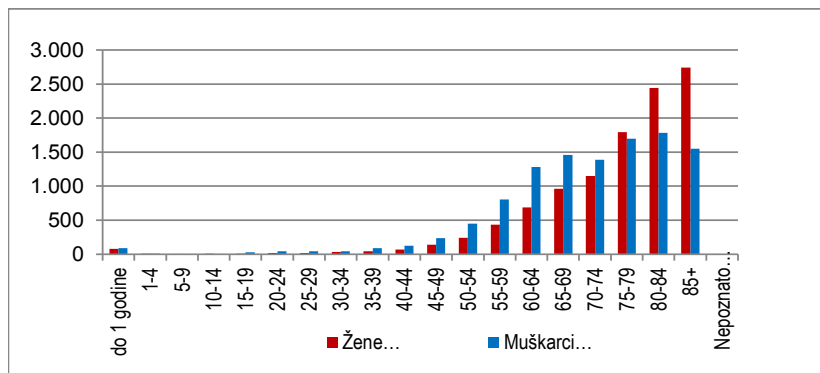
Infant deaths per 1000 livebirths



Umri prema starosti, 2019. godina

Deaths by age, 2019

| Starost Age | Žene Women | Muškarci Men |
|----------------------|---------------|-----------------|
| do 1 godine | 78 | 89 |
| 1-4 | 10 | 9 |
| 5-9 | 4 | 6 |
| 10-14 | 11 | 4 |
| 15-19 | 11 | 27 |
| 20-24 | 17 | 42 |
| 25-29 | 20 | 46 |
| 30-34 | 33 | 46 |
| 35-39 | 46 | 88 |
| 40-44 | 67 | 126 |
| 45-49 | 138 | 236 |
| 50-54 | 240 | 451 |
| 55-59 | 433 | 805 |
| 60-64 | 689 | 1.283 |
| 65-69 | 962 | 1.461 |
| 70-74 | 1.148 | 1.388 |
| 75-79 | 1.793 | 1.697 |
| 80-84 | 2.444 | 1.784 |
| 85+ | 2.740 | 1.552 |
| Nepoznato Unknown | - | - |

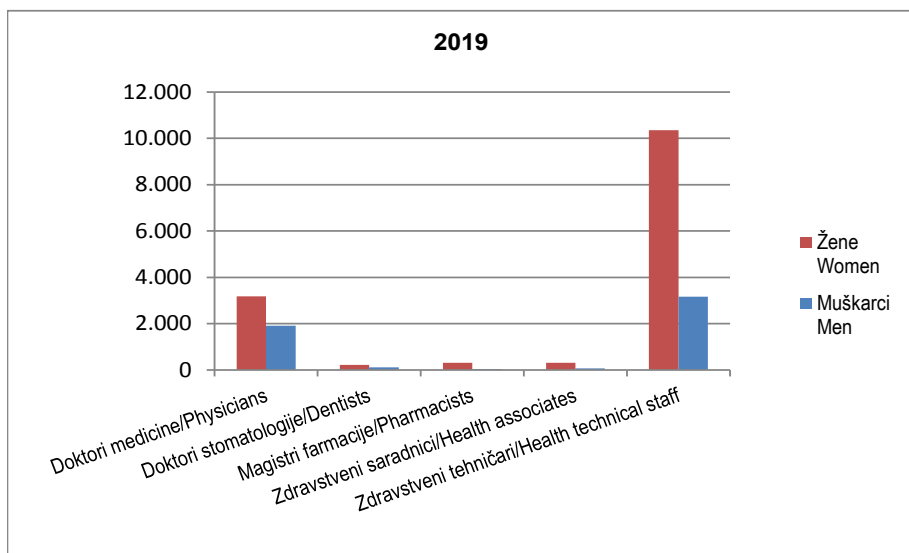


ZDRAVSTVO
HEALTH

Zdravstveni radnici sa visokom stručnom spremom prema specijalnosti i spolu

Health workers with university degree by specialisation and sex

| | 2018 | | 2019 | | |
|-----------------------|---------------|-----------------|---------------|-----------------|------------------------|
| | Žene Women | Muškarci Men | Žene Women | Muškarci Men | |
| Doktori medicine | 3.035 | 1.887 | 3.186 | 1.906 | Physicians |
| Doktori stomatologije | 389 | 203 | 213 | 111 | Dentists |
| Magistri farmacije | 339 | 31 | 314 | 46 | Pharmacists |
| Zdravstveni saradnici | 309 | 92 | 305 | 66 | Health associates |
| Zdravstveni tehničari | 10.394 | 3.031 | 10.352 | 3.161 | Health technical staff |



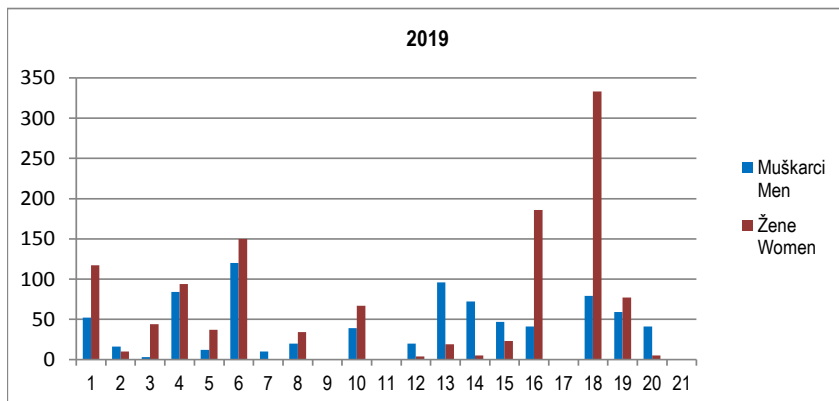
Izvor podataka: Zavod za javno zdravstvo Federacije Bosne i Hercegovine

Source of data: Federal institute for public health of The Federation of BiH

Doktori medicine specijalisti

Physicians specialist

| Izabrane osnovne specijalnosti | 2018 | | 2019 | | |
|---------------------------------------|---------------|-----------------|---------------|-----------------|---------------------------------|
| | Žene Women | Muškarci Men | Žene Women | Muškarci Men | |
| 1 Anesteziologija sa reanimatologijom | 127 | 59 | 117 | 52 | Anesthesiology with reanimation |
| 2 Dječija hirurhija | 9 | 22 | 10 | 16 | Children surgery |
| 3 Dermatovenerologija | 46 | 3 | 44 | 3 | Dermatovenereal diseases |
| 4 Ginekologija i akušerstvo | 7 | 7 | 94 | 84 | Gynaecology and obstetrics |
| 5 Infektologija | 38 | 13 | 37 | 12 | Infectiology |
| 6 Interna medicina | 161 | 136 | 150 | 120 | Internal medicine |
| 7 Kardiohirurgija | - | 4 | - | 10 | Cardio-surgery |
| 8 Medicina rada | 53 | 24 | 34 | 20 | Occupational medicine |
| 9 Opća medicina* | 5 | 69 | - | - | General practice |
| 10 Oftamologija | 72 | 42 | 67 | 39 | Ophthalmology |
| 11 Neuropsihijatrija | 80 | 61 | - | - | Neuropsychiatry |
| 12 Neurohirurgija | 3 | 22 | 4 | 20 | Neurology surgery |
| 13 Opća hirurgija | 12 | 106 | 19 | 96 | General surgery |
| 14 Ortopedija | 5 | 69 | 5 | 72 | Orthopedy |
| 15 Otorinolaringologija | 23 | 48 | 23 | 47 | Otorhinolaryngology |
| 16 Pedijatrija | 193 | 36 | 186 | 41 | Paediatrics |
| 17 Pneumoftizijologija | 64 | 33 | - | - | Pneumophthisiology |
| 18 Porodična medicina | 319 | 83 | 333 | 79 | Family medicine |
| 19 Urgentna medicina | 65 | 59 | 77 | 59 | Urgent medicine |
| 20 Urologija | 5 | 45 | 5 | 41 | Urology |
| 21 Školska medicina | 10 | 2 | - | - | School medicine |



Izvor podataka: Zavod za javno zdravstvo Federacije Bosne i Hercegovine

Source of data: Federal Institute for public health of The Federation of BiH

*Opća medicina-izmjenom izvještajnih obazaca više se ne prikupljaju podaci "opća medicina" već podaci "obiteljske/porodične medicine".

General medicine - by changing the reporting forms, data on general medicine are no longer collected, but data on family medicine

Doktori stomatologije specijalisti

Dentists specialists

| Grane specijalnosti | 2018 | | 2019 | | Field of specialisation |
|-------------------------------------|----------------------|------------------------|----------------------|------------------------|--|
| | Žene <i>Women</i> | Muškarci <i>Men</i> | Žene <i>Women</i> | Muškarci <i>Men</i> | |
| Bolesti usta i paradoncija | 11 | 8 | 13 | 7 | <i>Diseases of oral and paradontical</i> |
| Bolesti zuba i endodoncija | 24 | 2 | 26 | 4 | <i>Diseases of the teeth and endodony</i> |
| Dječija i preventivna stomatologija | 43 | 15 | 48 | 11 | <i>Children's and preventy stomatology</i> |
| Maksilofacijalna hirurgija | 1 | 8 | 4 | 7 | <i>Maxilofacial's surgery</i> |
| Opća stomatologija | 6 | 1 | 12 | 1 | <i>General stomatologic</i> |
| Oralna hirurgija | 15 | 18 | 14 | 16 | <i>Oral surgery</i> |
| Ortodoncija | 30 | 11 | 32 | 17 | <i>Ortodontis</i> |
| Stomatološka protetika | 30 | 20 | 30 | 19 | <i>Stomatological prosthodontics</i> |

Farmaceuti specijalisti

Pharmacists specialist

| Grane specijalnosti | 2018 | | 2019 | | Field of specialisation |
|---------------------------------|----------------------|------------------------|----------------------|------------------------|--|
| | Žene <i>Women</i> | Muškarci <i>Men</i> | Žene <i>Women</i> | Muškarci <i>Men</i> | |
| Farmaceutska informatika | 5 | - | 4 | - | <i>Pharmacy information technology</i> |
| Farmaceutska tehnologija | 4 | - | 4 | - | <i>Pharmacy technology</i> |
| Ispitivanje i kontrola lijekova | 6 | 2 | 6 | 2 | <i>Examination and control of medicine</i> |
| Klinička farmacija | 6 | - | 7 | 2 | <i>Clinical pharmacy</i> |
| Medicinska biohemija | 31 | 1 | 21 | 4 | <i>Medical byochemistry</i> |

Izvor podataka: Zavod za javno zdravstvo Federacije Bosne i Hercegovine

Source of data: Federal institute for public health of The Federation of BiH

Zdravstveni saradnici, specijalisti

Health associates, specialists

| Grane specijalnosti | 2018 | | 2019 | | Field of specialisation |
|---|----------------------|------------------------|----------------------|------------------------|--|
| | Žene <i>Women</i> | Muškarci <i>Men</i> | Žene <i>Women</i> | Muškarci <i>Men</i> | |
| Medicinsko inženjerstvo | 8 | - | - | - | <i>Medical engineering</i> |
| Medicinska psihologija | 6 | 15 | 100 | 23 | <i>Medical psychology</i> |
| Medicinska pedagogija | 6 | 1 | - | - | <i>Medical pedagogy</i> |
| Zdravstvena statistika i informatika | 3 | - | - | - | <i>Health statistics and information on technology</i> |

Medicinski tehničari prema smjeru

Medical technicians according to specializations

| Grane specijalnosti | 2018 | | 2019 | | Field of specialisation |
|------------------------------|----------------------|------------------------|----------------------|------------------------|---|
| | Žene <i>Women</i> | Muškarci <i>Men</i> | Žene <i>Women</i> | Muškarci <i>Men</i> | |
| Fizioterapeutske tehničari * | 430 | 307 | 427 | 299 | <i>Physiotherapeutics technicians</i> |
| Farmaceutski tehničari** | 288 | 35 | 295 | 41 | <i>Pharmacist technicians</i> |
| Sanitarni tehničari * | 173 | 124 | 174 | 114 | <i>Sanitary technicians</i> |
| Zubni tehničari** | 141 | 62 | 137 | 62 | <i>Dental technicians</i> |
| Općeg smjera * | 6.779 | 1.947 | 6.706 | 2.071 | <i>Of general</i> |
| Pedijatrijskog smjera** | 407 | 10 | 403 | 13 | <i>Of pediatrics</i> |
| Akušerskog smjera*** | 686 | 3 | 696 | 5 | <i>Of obstetrics</i> |
| Stomatološkog smjera** | 373 | 14 | 350 | 39 | <i>Of stomatological</i> |

* Zdravstveni radnici sa završenim Fakultetom zdravstvenih studija

Health personnel graduated in Health studies

**Zdravstveni radnici samo sa SSS

Health personnel with graduated only in secondary school

***Zdravstveni radnici sa SSS i VŠŠ

Health personnel with graduated in secondary school and in high school

Izvor podataka: Zavod za javno zdravstvo Federacije Bosne i Hercegovine

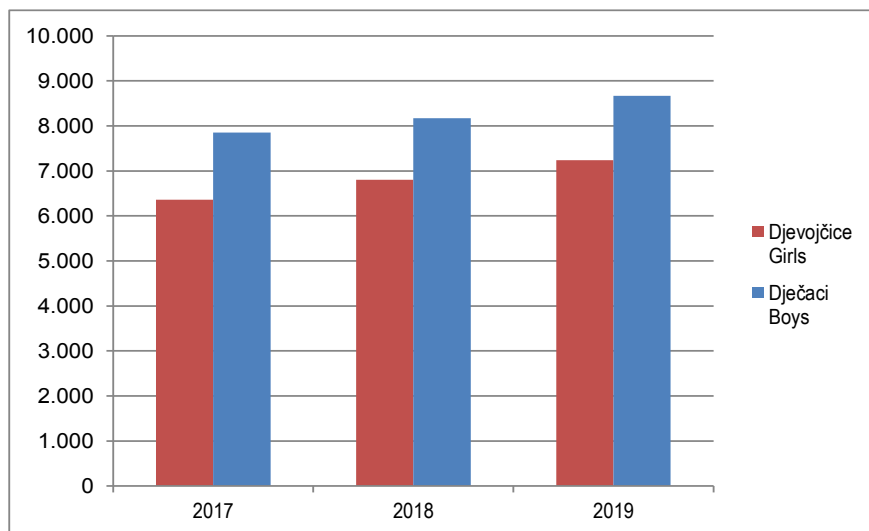
Source of data: Federal institute for public health of The Federation of BiH

OBRAZOVANJE
EDUCATION

Djeca u predškolskim ustanovama

Children in pre-school institutions

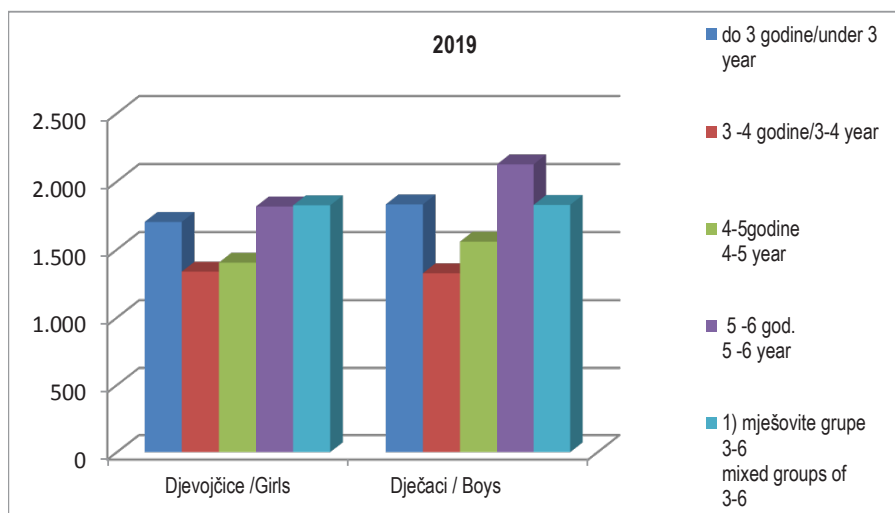
| | Predškolske ustanove <i>Pre-school institutions</i> | Djevojčice <i>Girls</i> | Dječaci <i>Boys</i> |
|------|--|----------------------------|------------------------|
| 2015 | 190 | 6.362 | 6.906 |
| 2016 | 197 | 6.801 | 7.604 |
| 2017 | 197 | 7.243 | 7.850 |
| 2018 | 195 | 7.547 | 8.175 |
| 2019 | 208 | 8.086 | 8.670 |



Djeca u predškolskim ustanovama prema uzrastu

Children in pre-school institutions by age

| | | do 3 godine under 3 year | 3 -4 godine 3-4 year | 4-5godine 4-5 year | 5 -6 god. 5 -6 year | ¹⁾ mješovite grupe 3-6 mixed groups of 3-6 | |
|------|------------|-----------------------------|-------------------------|-----------------------|------------------------|--|-------|
| 2018 | Djevojčice | 1.483 | 1.256 | 1.380 | 1.753 | 1.675 | Girls |
| | Dječaci | 1.612 | 1.380 | 1.546 | 1.907 | 1.730 | Boys |
| 2019 | Djevojčice | 1.703 | 1.338 | 1.404 | 1.816 | 1.825 | Girls |
| | Dječaci | 1.832 | 1.326 | 1.558 | 2.126 | 1.828 | Boys |



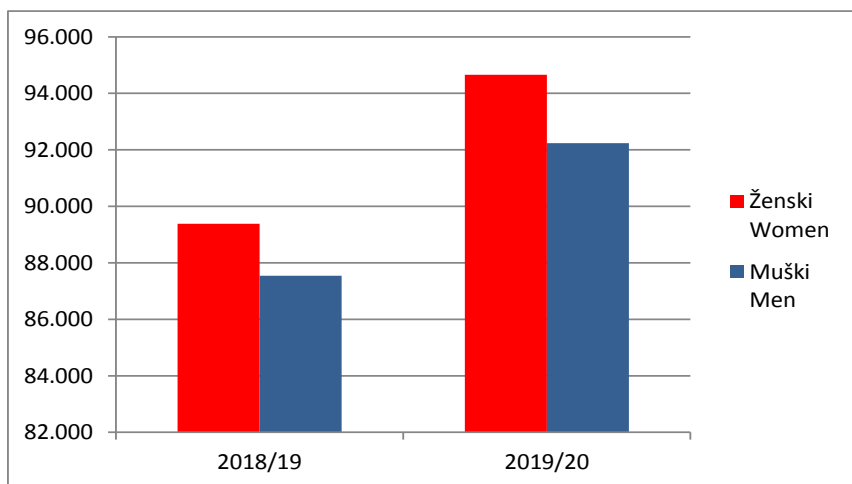
¹⁾ Od 2010.godine se podaci prikupljaju podaci za mješovite grupe djece

From year 2010 data about children by age are collected for mixed groups of children

Upisani učenici u osnovnu školu

Enrolled pupils in elementary school

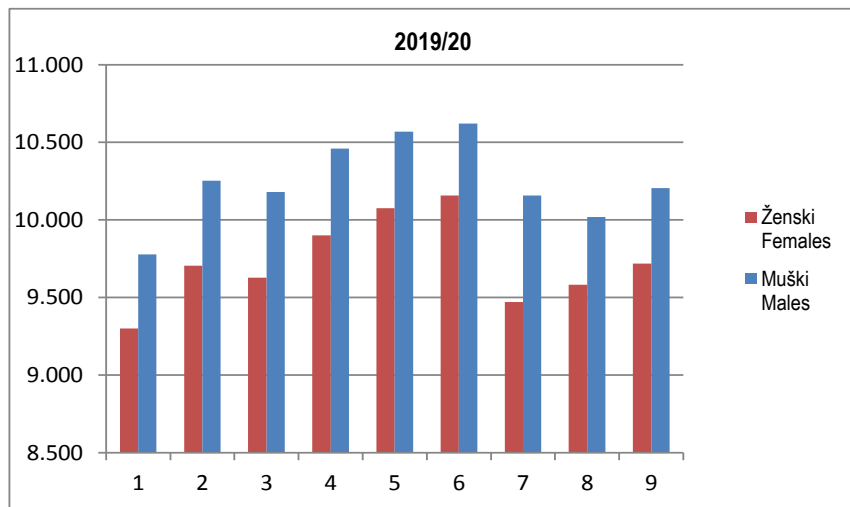
| Školska godina School year | Ženski Women | Muški Men | % Ženski Women | % Muški Men |
|-------------------------------|-----------------|--------------|----------------------|-------------------|
| 2016/17 | 91.384 | 97.635 | 48 | 51 |
| 2017/18 | 90.197 | 95.408 | 48 | 51 |
| 2018/19 | 89.389 | 94.664 | 48 | 51 |
| 2019/20 | 87.538 | 92.243 | 48 | 51 |



Upisani učenici u osnovnu školu po razredima

Enrolled pupils in elementary school by classes

| Razred Class | 2018/19 | | 2019/20 | |
|-----------------|-----------------|--------------|-----------------|--------------|
| | Ženski Women | Muški Men | Ženski Women | Muški Men |
| I | 9.797 | 10.491 | 9.300 | 9.779 |
| II | 9.843 | 10.444 | 9.705 | 10.253 |
| III | 10.007 | 10.676 | 9.627 | 10.180 |
| IV | 10.260 | 10.834 | 9.901 | 10.459 |
| V | 10.410 | 10.824 | 10.076 | 10.568 |
| VI | 9.554 | 10.266 | 10.157 | 10.622 |
| VII | 9.667 | 10.167 | 9.471 | 10.157 |
| VIII | 9.861 | 10.393 | 9.583 | 10.019 |
| IX | 9.990 | 10.569 | 9.718 | 10.206 |



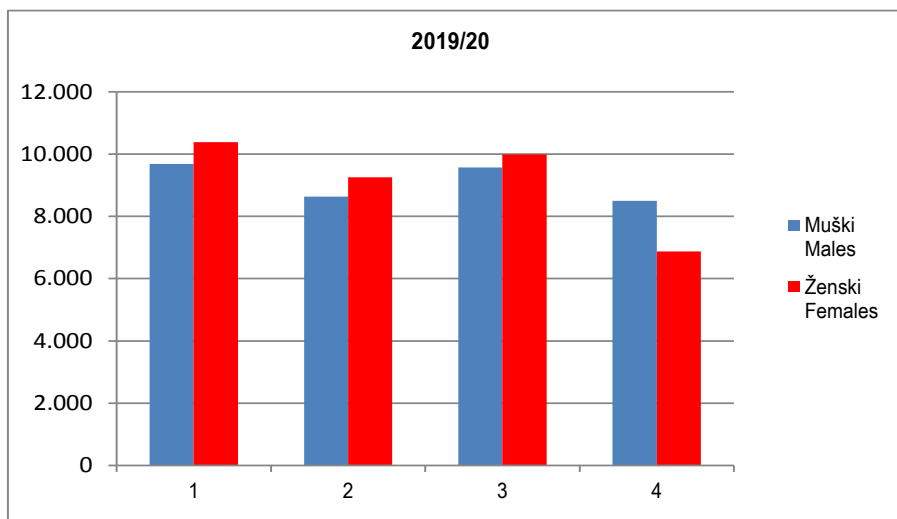
Redovni/redoviti učenici koji su završili srednju školu 2019/20

Regular pupils who finished secondary school 2019/20

| | Trajanje školovanja <i>Duration of education</i> | | | | | | |
|-----------------------------|---|----------------------|--------------------------------|----------------------|-------------------------------|----------------------|--------------------------------------|
| | ukupno <i>Total</i> | | 3 godine <i>Three years</i> | | 4 godine <i>Four years</i> | | |
| | svega <i>All</i> | žene <i>Women</i> | svega <i>All</i> | žene <i>Women</i> | svega <i>All</i> | žene <i>Women</i> | |
| Ukupno | 21.304 | 10.554 | 4.875 | 1.603 | 16.429 | 8.951 | <i>Total</i> |
| Gimnazije | 5.049 | 3.134 | - | - | 5.049 | 3.134 | <i>Gymnasium</i> |
| Umjetničke škole | 217 | 132 | - | - | 217 | 132 | <i>Art school</i> |
| Tehničke i srodne škole | 10.551 | 5.363 | - | - | 10.551 | 5.363 | <i>Technical and related schools</i> |
| Stručne/strukovne škole | 4.875 | 1.603 | 4.875 | 1.603 | - | - | <i>Vocational school</i> |
| Vjerske škole | 540 | 302 | - | - | 540 | 302 | <i>Religious schools</i> |
| Škole sa posebnim potrebama | 72 | 20 | - | - | 72 | 20 | <i>Special secondary schools</i> |

Upisani učenici srednjih škola
Enrolled pupils secondary schools

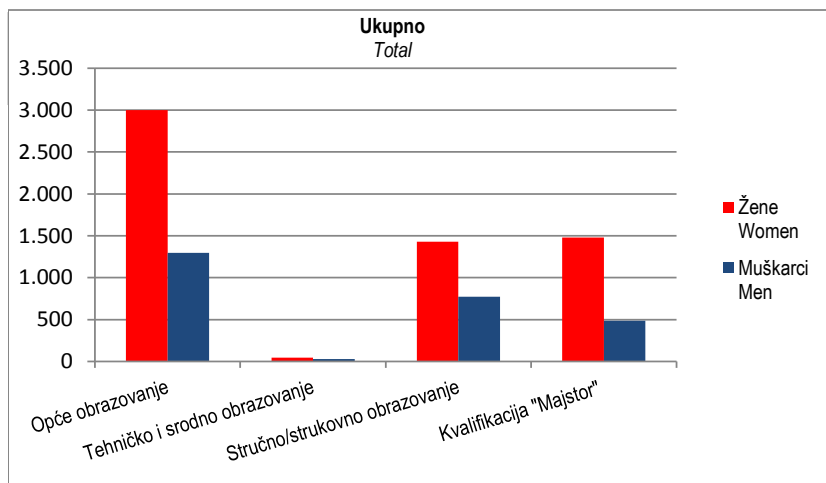
| Razred Class | 2017/18 | | 2018/19 | | 2019/20 | |
|-----------------|-----------------|--------------|-----------------|--------------|-----------------|--------------|
| | Ženski Women | Muški Men | Ženski Women | Muški Men | Ženski Women | Muški Men |
| I | 10.140 | 10.008 | 9.010 | 9.746 | 9.684 | 10.388 |
| II | 10.487 | 10.907 | 9.877 | 10.413 | 8.634 | 9.251 |
| III | 10.772 | 11.365 | 10.330 | 10.602 | 9.574 | 9.993 |
| IV | 9.345 | 7.530 | 8.817 | 7.379 | 8.494 | 6.874 |



UČENICI (vanredni/izvanredni učenici i obrazovanje odraslih) KOJI SU ZAVRŠILI SREDNJU ŠKOLU

PUPILS (Part-time pupils and adult education) WHO FINISHED SECONDARY SCHOOL

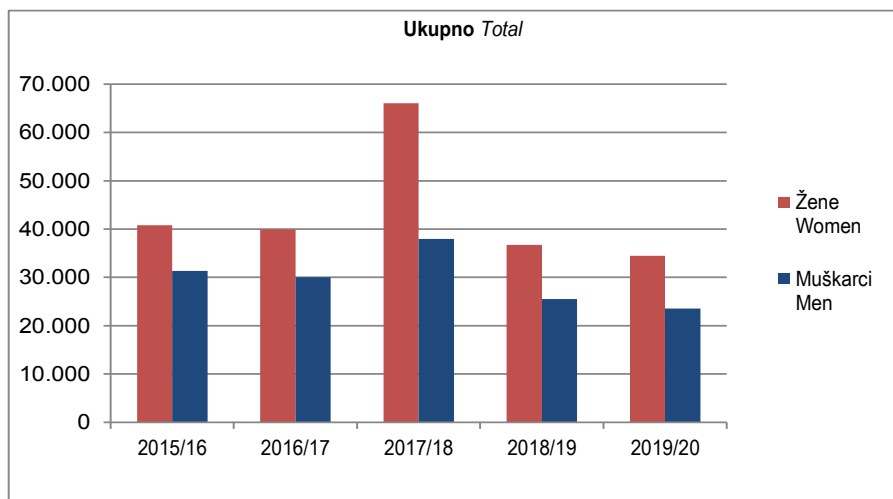
| | Trajanje školovanja Duration of education | | | | | | |
|-------------------------------|--|---------------|-------------------------|---------------|------------------------|---------------|---------------------------------|
| | ukupno Total | | 3 godine Three years | | 4 godine Four years | | |
| | svega All | Žene Women | svega All | Žene Women | svega All | Žene Women | |
| Ukupno | 2.999 | 1.298 | 1.479 | 485 | 1.520 | 813 | Total |
| Opće obrazovanje | 44 | 30 | - | - | 44 | 30 | General education |
| Tehničko i srodno obrazovanje | 1.428 | 773 | - | - | 1.428 | 773 | Technical and related education |
| Stručno/strukovno obrazovanje | 1.479 | 485 | 1.479 | 485 | - | - | Vocational education |
| Kvalifikacija "Majstor" | 48 | 10 | - | - | 48 | 10 | The qualification of "Master" |



Studenti u visokoškolskim ustanovama

Students in institutions of higher education

| | Ukupno <i>Total</i> | | Od toga redovnih <i>Regular students</i> | |
|---------|------------------------|------------------------|---|------------------------|
| | Žene <i>Women</i> | Muškarci <i>Men</i> | Žene <i>Women</i> | Muškarci <i>Men</i> |
| 2015/16 | 40.795 | 31.317 | 33.700 | 24.664 |
| 2016/17 | 39.905 | 30.064 | 32.745 | 27.184 |
| 2017/18 | 66.027 | 37.932 | 30.916 | 21.336 |
| 2018/19 | 36.741 | 25.544 | 30.175 | 19.415 |
| 2019/20 | 34.474 | 23.574 | 28.193 | 17.732 |



Fakulteti sa 50% i više ženskih studenata, 2019/20

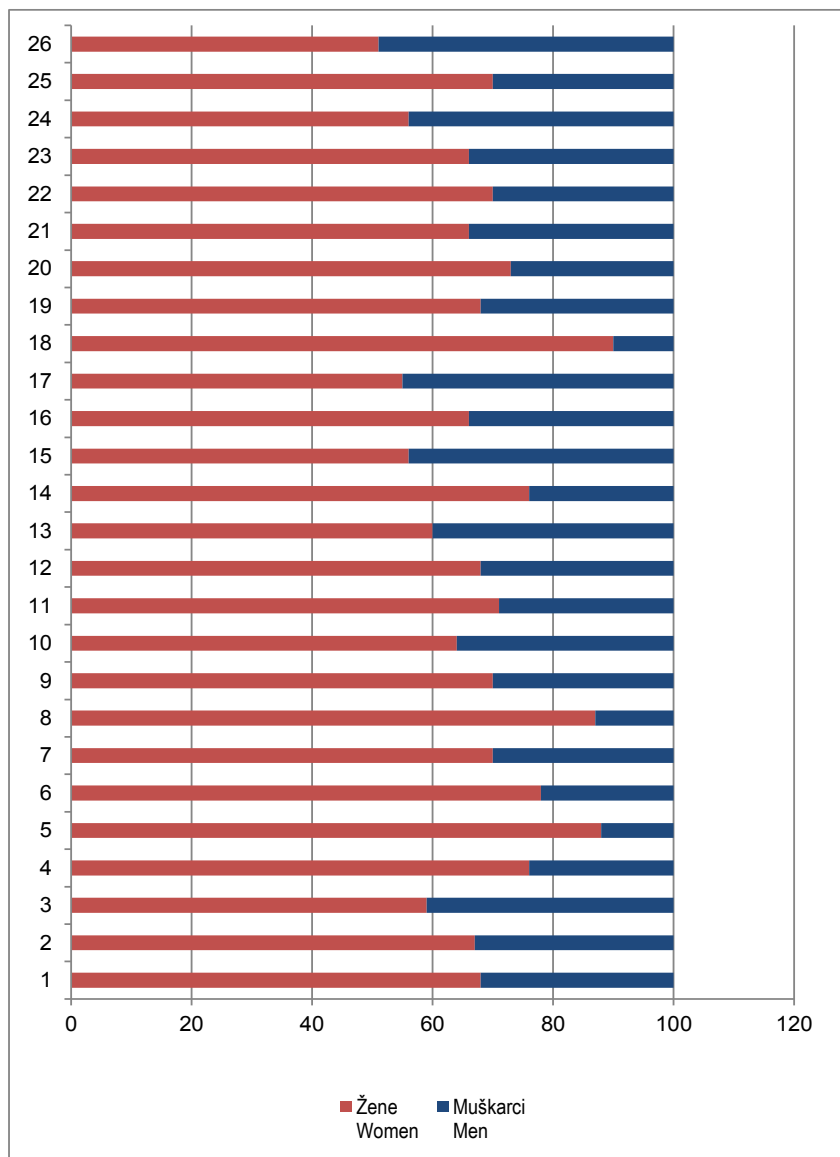
Faculties with 50% and more females students, 2019/20

%

| | Žene Women | Muškarci Men | |
|---|---------------|-----------------|---|
| 1 Arhitektonski fakultet | 68 | 32 | Architecture |
| 2 Ekonomski fakultet | 67 | 33 | Economy |
| 3 Fakultet političkih nauka | 59 | 41 | Political science |
| 4 Fakultet zdravstvenih studija | 76 | 24 | Faculty of Health study |
| 5 Farmaceutski fakultet | 88 | 12 | Pharmacy |
| 6 Filozofski fakultet | 78 | 22 | Philosophy |
| 7 Medicinski fakultet | 70 | 30 | Medicine |
| 8 Pedagoški fakultet | 87 | 13 | Pedagogy |
| 9 Poljoprivredno-prehrambeni fakultet | 70 | 30 | Agriculture |
| 10 Pravni fakultet | 64 | 36 | Law |
| 11 Prirodno matematički fakultet | 71 | 29 | Natural science and mathematics |
| 12 Stomatološki fakultet | 68 | 32 | Dentistry |
| 13 Veterinarski fakultet | 60 | 40 | Veterinary faculty |
| 14 Interdisciplinarne postdiplomske studije | 76 | 24 | Interdisciplinary Postgraduate studies |
| 15 Fakultet za javnu upravu | 56 | 44 | Faculty for Public Administration |
| 16 Akademija likovnih umjetnosti | 66 | 34 | Academy of fine arts |
| 17 Muzička akademija | 55 | 45 | Academy of music |
| 18 Edukacijsko-rehabilitacijski fakultet | 90 | 10 | Special-Education Faculty |
| 19 Tehnološki fakultet | 68 | 32 | Faculty of Chemical Engineering |
| 20 Islamski pedagoški fakultet | 73 | 27 | Islamish Pedagogical Faculty |
| 21 Fakultet humanističkih nauka | 66 | 34 | Studies for Humane |
| 22 Nastavnički fakultet | 70 | 30 | Faculty of Teaching |
| 23 Fakultet prirodoslovnih-matematički i odgojnih znanosti | 66 | 34 | Natural Sciences Mathematics and Nurters |
| 24 Agronomski i prehrambeno tehnološki fakultet | 56 | 44 | Faculty of Agriculture |
| 25 Fakultet za metalurgiju i materijale | 70 | 30 | Faculty of metallurgy |
| 27 Biotehnički fakultet | 51 | 49 | Biotechnical |

Fakulteti sa 50% i više ženskih studenata, 2019/20

Faculties with 50% and more females students, 2019/20



Fakulteti sa 50% i više muških studenata, 2019/20

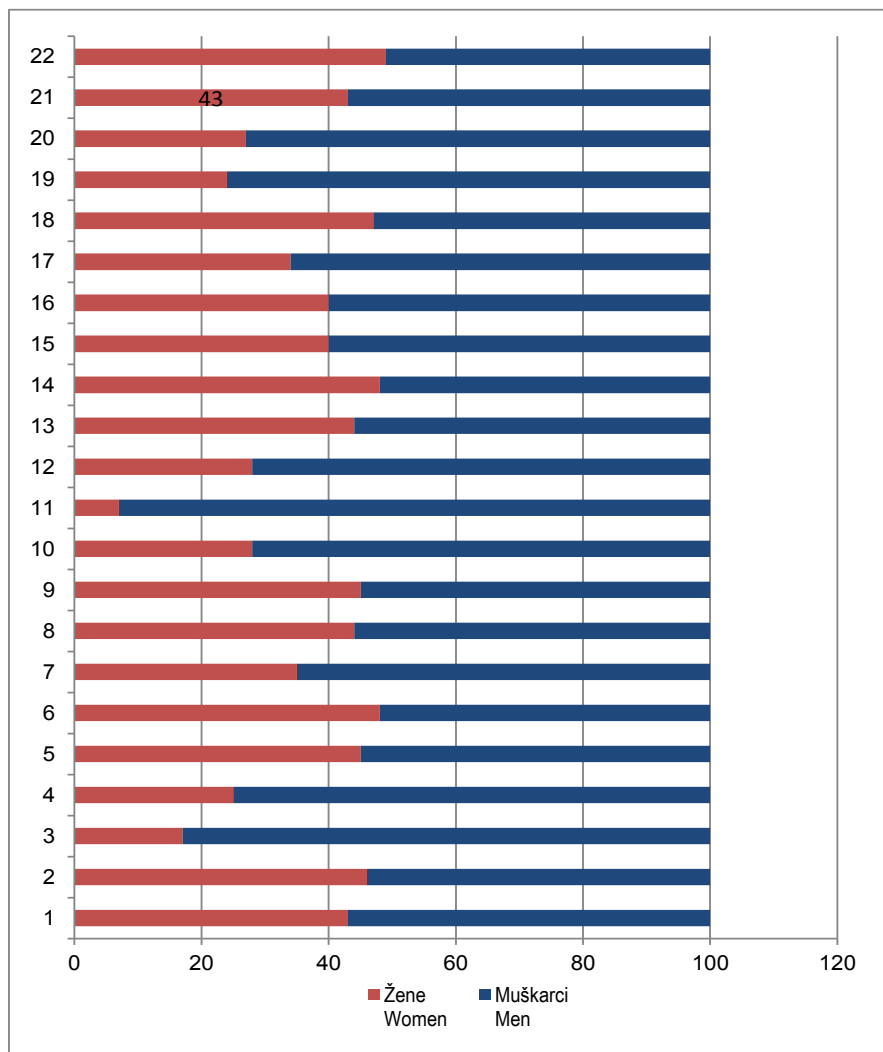
Faculties with 50% and more males students, 2019/20

%

| | Žene Women | Muškarci Men | |
|--|---------------|-----------------|---|
| 1 Elektrotehnički fakultet | 43 | 57 | <i>Faculty of electrical engineering</i> |
| 2 Fakultet za kriminalistiku, kriminologiju i sigurnosne studije | 46 | 54 | <i>Faculty of Criminology, Criminology and Security Studies</i> |
| 3 Fakultet za tjelesni odgoj i sport | 17 | 83 | <i>Faculty of sport and physical education</i> |
| 4 Fakultet sporta i tjelesnog odgoja | 25 | 75 | <i>Physical culture</i> |
| 5 Fakultet za saobraćaj i komunikacije | 45 | 55 | <i>Faculty of Transport & Communications</i> |
| 6 Građevinski fakultet | 48 | 52 | <i>Faculty of civil engineering</i> |
| 7 Mašinski/Strojarski fakultet | 35 | 65 | <i>Faculty of mechanical engineering</i> |
| 8 Šumarski fakultet | 44 | 56 | <i>Faculty of forestry</i> |
| 9 Akademija scenskih umjetnosti | 45 | 55 | <i>Academy of Dramatizations</i> |
| 10 Katolički Bogoslovni fakultet | 28 | 72 | <i>Catholic Theological Faculty</i> |
| 11 Franjevačka teologija | 7 | 93 | <i>Theology of Saint Francisci Assisencies</i> |
| 12 Fakultet islamskih nauka | 28 | 72 | <i>Faculty of islamic sciences</i> |
| 13 Internacionalni univerzitet Sarajevo | 44 | 56 | <i>International University</i> |
| 14 Internacionalni Burch univerzitet | 48 | 52 | <i>International Burch University</i> |
| 15 Rudarsko-geološko građevinski fakultet | 40 | 60 | <i>Faculty of Mining-Geology</i> |
| 16 Akademija dramskih umjetnosti | 40 | 60 | <i>Academy of Dramatics</i> |
| 17 Američki univerzitet u BiH | 34 | 66 | <i>American University in BiH</i> |
| 18 Agromediterranski fakultet | 47 | 53 | <i>Studies for Agromediterranean Culture</i> |
| 19 Fakultet informacijskih tehnologija | 24 | 76 | <i>Faculty of information technologies</i> |
| 20 Fakultet strojarstva i računarstva | 27 | 73 | <i>Faculty of Mechanical Engineering</i> |
| 21 Tehnički fakultet | 43 | 57 | <i>Faculty of mechanical engineering</i> |
| 22 Politehnički fakultet | 49 | 51 | <i>Polytechnical faculty</i> |

Fakulteti sa 50% i više muških studenata, 2019/20

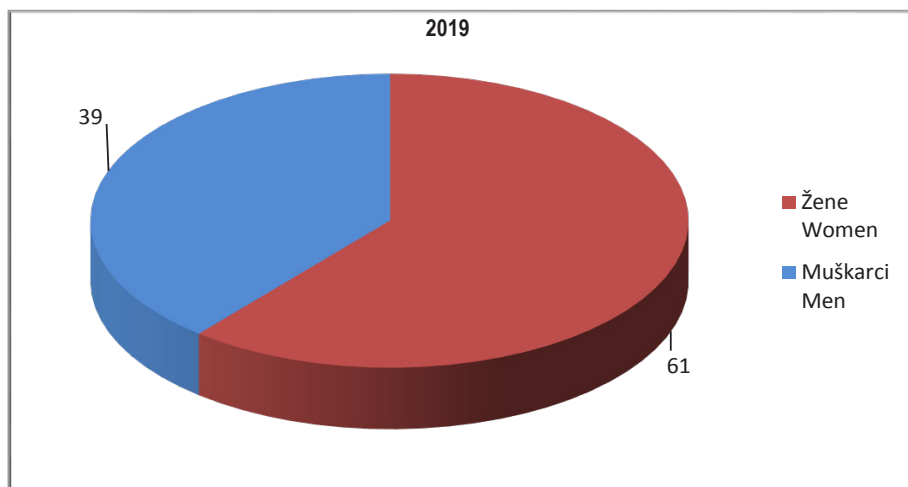
Faculties with 50% and more males students, 2019/20



Studenti koji su diplomirali na fakultetima

Students who graduated from colleges

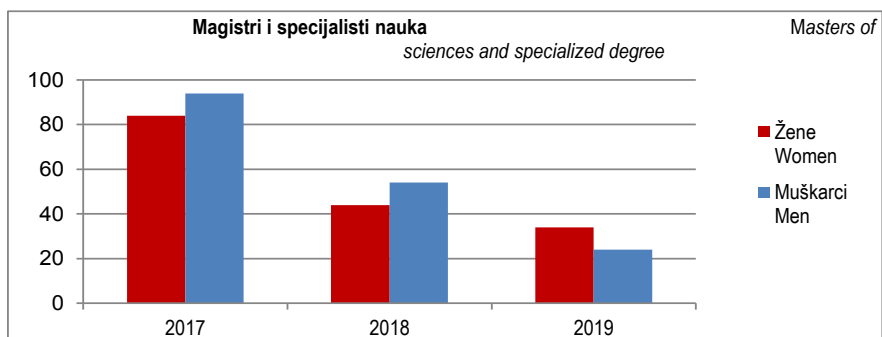
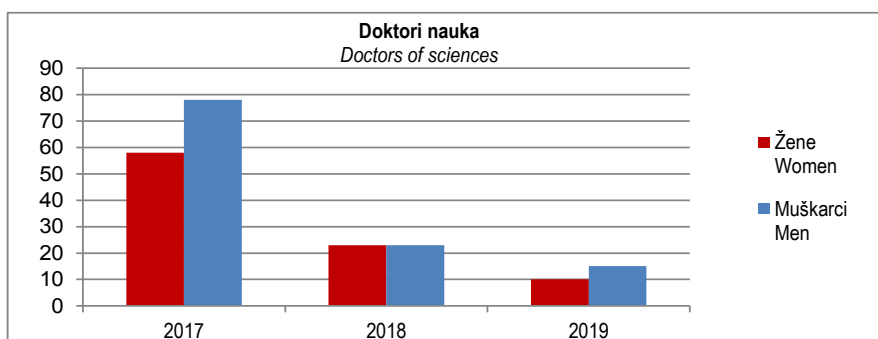
| Godina Year | Ukupno | | Total | | % | |
|----------------|--------------|---------------|-----------------|---------------|-----------------|--|
| | Svega All | Žene Women | Muškarci Men | Žene Women | Muškarci Men | |
| 2015 | 11.846 | 7.235 | 4.611 | 61 | 39 | |
| 2016 | 12149 | 7.382 | 4.767 | 61 | 39 | |
| 2017 | 12.060 | 7.262 | 4.798 | 60 | 40 | |
| 2018 | 11.747 | 7.065 | 4.682 | 60 | 40 | |
| 2019 | 12.359 | 7.556 | 4.803 | 61 | 39 | |



Promovirani doktori nauka, magistri nauka i specijalisti

Doctors of science, masters of science and specialists

| Godina Year | Doktori nauka <i>Doctors of sciences</i> | | Magistri i specijalisti nauka <i>Masters of sciences and specialists degree</i> | |
|----------------|---|-----------------|--|-----------------|
| | Žene Women | Muškarci Men | Žene Women | Muškarci Men |
| 2015 | 97 | 87 | 244 | 213 |
| 2016 | 58 | 67 | 101 | 112 |
| 2017 | 58 | 78 | 84 | 94 |
| 2018 | 23 | 23 | 44 | 54 |
| 2019 | 10 | 15 | 34 | 24 |



Doktori nauka, magistri i specijalisti koji su stekli zvanje u 2019/20. godini prema naučnim oblastima

Doctors of science, Masters of science and specialized degree according to fields of science and by universities in 2019/20

| Naučna oblast | Doktori nauka <i>Doctors of science</i> | | Magistri i specijalisti nauka <i>Masters of science and specialized degree</i> | | Field of science |
|---|--|------------------------|---|------------------------|--|
| | Žene <i>Women</i> | Muškarci <i>Men</i> | Žene <i>Women</i> | Muškarci <i>Men</i> | |
| Obrazovanje | - | - | 1 | 1 | <i>Education</i> |
| Umjetnost i humanističke nauke | 1 | - | 1 | 1 | <i>Art and Humanities science</i> |
| Društvene, poslovne, upravne i pravne nauke | 7 | 4 | 16 | 11 | <i>Bus. ad. and soc. sci. of law</i> |
| Prirodne nauke, matematika i računarstvo | 4 | 1 | 12 | 12 | <i>Science math. and computing</i> |
| Tehnika, industrija i građevinarstvo | 4 | 1 | 7 | 4 | <i>Engineering, industry, construction</i> |
| Poljoprivreda | 3 | 1 | 10 | 1 | <i>Agriculture</i> |
| Zdravstvo i socijalna zaštita | 5 | 3 | 8 | 5 | <i>Health and social welfare</i> |
| Nespecificirano | 1 | - | 4 | - | <i>Non- specificity</i> |

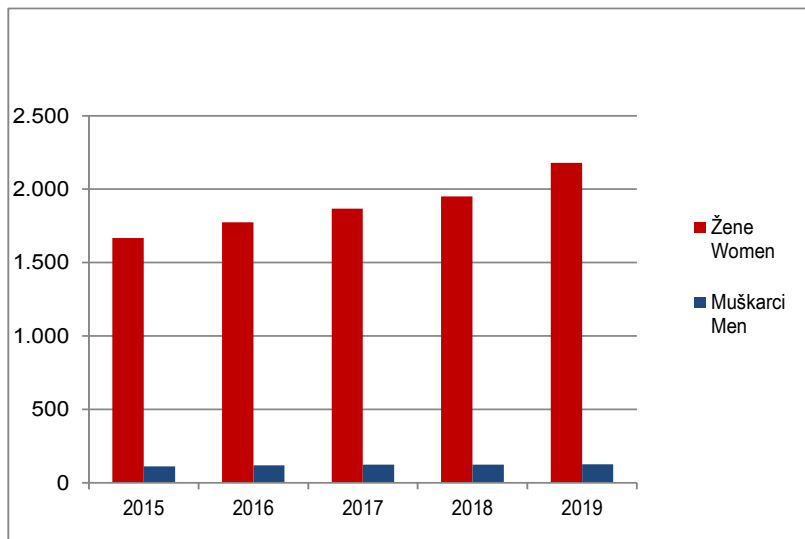
Zaposleni u predškolskim ustanovama

Employed in pre-school institutions

| Godina Year | Ukupno zaposleni <i>Total employed</i> | | Odgajatelji <i>Child - care teachers</i> | |
|----------------|--|------------------------|---|------------------------|
| | Žene <i>Women</i> | Muškarci <i>Men</i> | Žene <i>Women</i> | Muškarci <i>Men</i> |
| 2015 | 1.668 | 113 | 892 | 7 |
| 2016 | 1.776 | 119 | 948 | 8 |
| 2017 | 1.868 | 124 | 992 | 10 |
| 2018 | 1.951 | 123 | 1.055 | 9 |
| 2019 | 2.180 | 127 | 1.164 | 11 |

Ukupno zaposleni

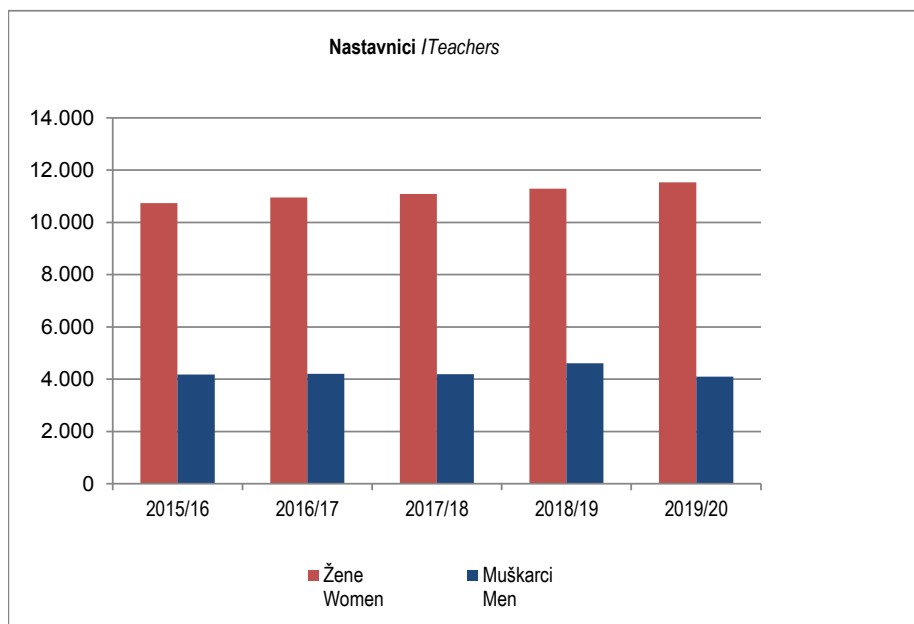
Total employed



Nastavnici i suradnici u osnovnim školama

Teachers and advisers in elementary schools

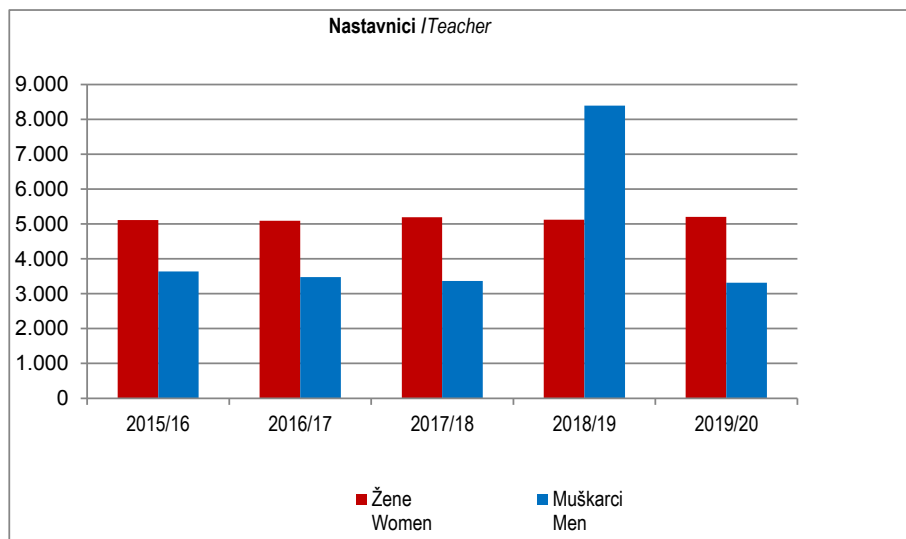
| Godina Year | Nastavnici Teachers | | | |
|----------------|------------------------|-----------------|--|-----------------|
| | Žene Women | Muškarci Men | Sa punim radnim vremenom Full-time | |
| | | | Žene Women | Muškarci Men |
| 2015/16 | 10.736 | 4.172 | 8.533 | 2.524 |
| 2016/17 | 10.953 | 4.200 | 8.590 | 2.535 |
| 2017/18 | 11.085 | 4.187 | 8.549 | 2.455 |
| 2018/19 | 11.295 | 4.610 | 8.637 | 2.412 |
| 2019/20 | 11.538 | 4.101 | 8.792 | 2.406 |



Nastavno osoblje u srednjim školama

Teachers in secondary education

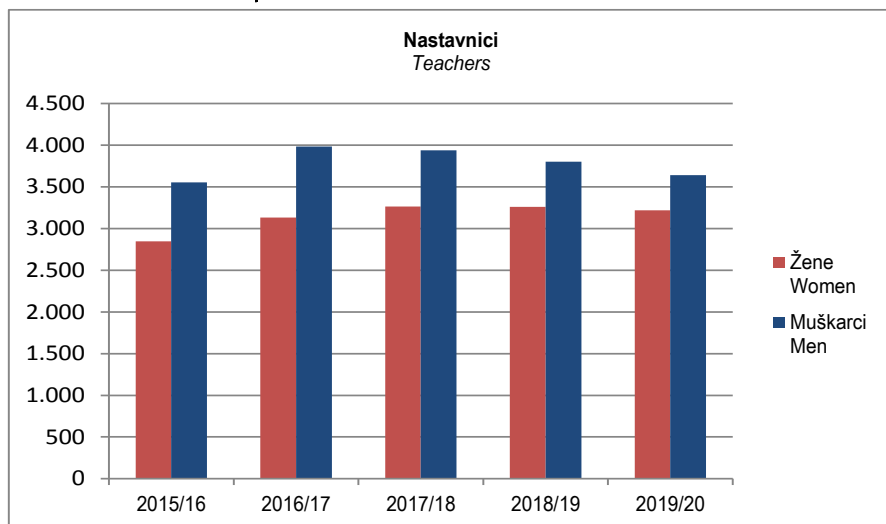
| | Ukupno <i>Total</i> | | Sa punim radnim vremenom <i>Full -time</i> | |
|---------|------------------------|------------------------|--|------------------------|
| | Žene <i>Women</i> | Muškarci <i>Men</i> | Žene <i>Women</i> | Muškarci <i>Men</i> |
| 2015/16 | 5.112 | 3.636 | 3.522 | 2.464 |
| 2016/17 | 5.094 | 3.474 | 3.272 | 2.291 |
| 2017/18 | 5.194 | 3.370 | 3.365 | 2.243 |
| 2018/19 | 5.119 | 8.393 | 3.431 | 2.178 |
| 2019/20 | 5.200 | 3.316 | 3.401 | 2.224 |



Nastavnici i saradnici u visokoškolskim ustanovama

Teachers at institutions of high education

| | Nastavnici Teachers | |
|---------|------------------------|-----------------|
| | Žene Women | Muškarci Men |
| 2015/16 | 2.847 | 3.553 |
| 2016/17 | 3.132 | 3.985 |
| 2017/18 | 3.263 | 3.937 |
| 2018/19 | 3.260 | 3.801 |
| 2019/20 | 3.220 | 3.642 |



¹Podaci uključuju broj nastavnika i suradnika u nastavi koji predaju na visokoškolskim ustanovama. U koloni za nastavnike su iskazani i saradnici i vanjski saradnici zajedno.

¹Data include the number of academic staff who teach at institutions of higher education. In the column for teachers, data includes also advisers and external co-worker in the sum.

ZAPOSLENOST I NEZAPOSLENOST
EMPLOYMENT AND UNEMPLOYMENT

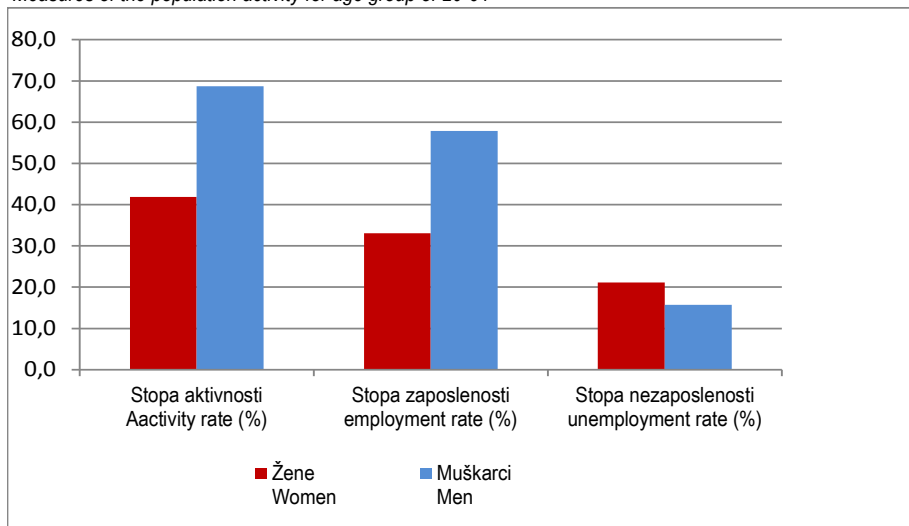
Mjere aktivnosti stanovništva prema starosnim grupama i spolu, 2019. god.

Measures of the population activities by age groups and sex, 2019

| | Stopa aktivnosti Activity rate (%) | | Stopa zaposlenosti employment rate (%) | | Stopa nezaposlenosti unemployment rate (%) | |
|---------------------|---------------------------------------|-----------------|---|-----------------|---|-----------------|
| | Žene Women | Muškarci Men | Žene Women | Muškarci Men | Žene Women | Muškarci Men |
| Ukupno/Total | 29,3 | 49,7 | 23,0 | 41,6 | 21,7 | 16,3 |
| 15 - 24 | 29,3 | 39,8 | (16,8) | 25,2 | 42,7 | 36,7 |
| 25 - 49 | 57,2 | 84,7 | 44,0 | 70,5 | 23,1 | 16,7 |
| 50 - 64 | 27,4 | 55,7 | 24,0 | 50,4 | (12,2) | (9,5) |
| 65+ | (2,0) | (4,5) | (2,0) | (4,4) | - | . |
| 20-64 | 41,9 | 68,7 | 33,1 | 57,9 | 21,1 | 15,7 |

Mjere aktivnosti stanovništva u starosnoj skupini 20-64

Measures of the population activity for age group of 20-64



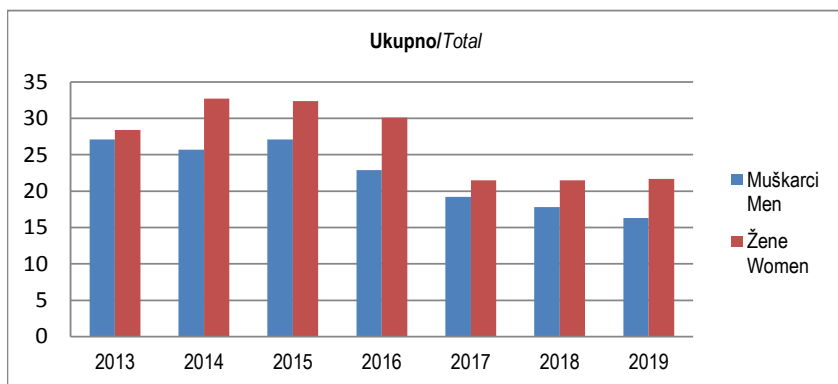
** Izvor podataka: Anketa o radnoj snazi 2019

** Source of data: Labour survey 2019

Mjere aktivnosti stanovništva prema starosnim grupama i spolu

Measures of the population activities by age groups and sex

| | Stopa nezaposlenosti / unemployment rate | | | | | | |
|----------------|--|--------|--------|--------|--------|--------|--------|
| | 2013 | 2014 | 2015 | 2016 | 2017 | 2018 | 2019 |
| Muškarci / Men | | | | | | | |
| Ukupno/Total | 27,1 | 25,7 | 27,1 | 22,9 | 19,2 | 17,8 | 16,3 |
| 15 - 24 | 58,8 | 63,6 | 63,1 | 54,0 | 43,3 | 38,9 | 36,7 |
| 25 - 49 | 24,2 | 23,8 | 25,0 | 21,1 | 18,8 | 17,2 | 16,7 |
| 50 - 64 | 19,1 | 14,7 | 14,4 | (14,0) | (10,6) | (10,9) | (9,5) |
| 65+ | . | . | . | . | . | . | . |
| 15-64 | 27,3 | 25,9 | 27,2 | 23,0 | 19,4 | 17,9 | 16,6 |
| Žene / Women | | | | | | | |
| Ukupno/Total | 28,4 | 32,7 | 32,4 | 30,1 | 21,5 | 21,5 | 21,7 |
| 15 - 24 | 59,1 | 68,1 | 68,1 | 57,3 | 48,9 | 44,7 | 42,7 |
| 25 - 49 | 28,1 | 31,5 | 30,9 | 31,7 | 21,0 | 23,2 | 23,1 |
| 50 - 64 | (14,9) | (18,2) | (18,3) | (16,0) | (12,1) | (9,5) | (12,2) |
| 65+ | — | . | . | . | . | - | - |
| 15-64 | 28,6 | 32,8 | 32,5 | 30,2 | 21,7 | 21,8 | 22,1 |



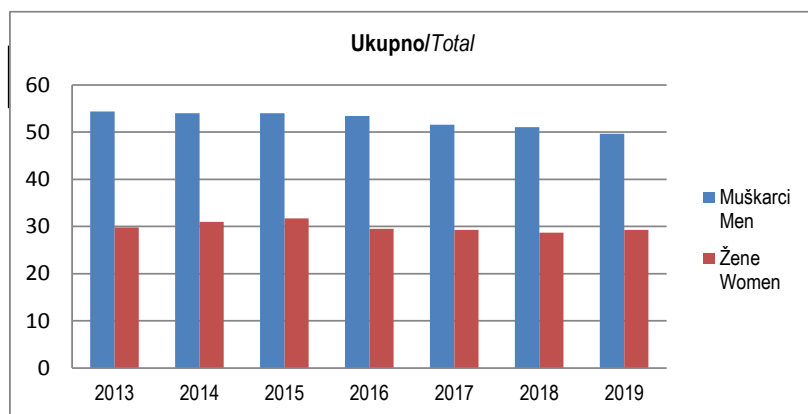
Izvor podataka: Anкета o radnoj snazi 2013 - 2019

Source of data: Labour survey 2013 - 2019

Mjere aktivnosti stanovništva prema starosnim grupama i spolu

Measures of the population activities by age groups and sex

| | Stopa aktivnosti / activity rate | | | | | | |
|----------------|----------------------------------|-------|---------|---------|---------|---------|--------|
| | 2013 | 2014 | 2015 | 2016 | 2017 | 2018 | 2019 |
| Muškarci / Men | | | | | | | |
| Ukupno/Total | 54,4 | 54,0 | 54,0 | 53,4 | 51,6 | 51,1 | 49,7 |
| 15 - 24 | 35,8 | 34,1 | 38,5 | 37,8 | 38,4 | 38,4 | 39,8 |
| 25 - 49 | 84,1 | 84,6 | 85,9 | 84,3 | 85,4 | 86,2 | 84,7 |
| 50 - 64 | 52,9 | 53,7 | 49,5 | 53,2 | 52,4 | 52,7 | 55,7 |
| 65+ | (3,6) | (2,9) | ((2,2)) | ((2,6)) | (3,3) | (3,1) | (4,5) |
| 15-64 | 64,0 | 54,0 | 54,0 | 53,4 | 63,5 | 63,6 | 64,0 |
| Žene / Women | | | | | | | |
| Ukupno/Total | 29,8 | 31,0 | 31,7 | 29,5 | 29,3 | 28,7 | 29,3 |
| 15 - 24 | 18,8 | 23,1 | 25,7 | 20,4 | 24,6 | 23,6 | 29,3 |
| 25 - 49 | 52,8 | 56,3 | 56,5 | 54,5 | 54,5 | 53,5 | 57,2 |
| 50 - 64 | 24,6 | 25,4 | 25,7 | 26,4 | 26,1 | 27,1 | 27,4 |
| 65+ | ((0,9)) | . | . | ((1,1)) | ((1,9)) | ((1,5)) | (20,0) |
| 15-64 | 37,0 | 31,0 | 31,7 | 29,5 | 38,3 | 37,7 | 39,7 |



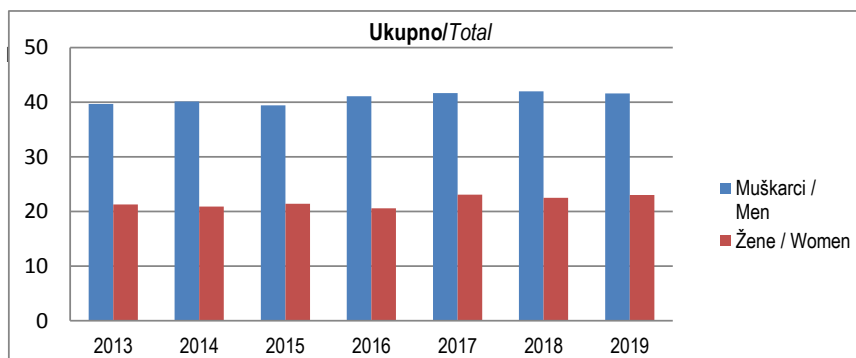
Izvor podataka: Anketa o radnoj snazi 2013- 2019

Source of data: Labour survey 2013 - 2019

Mjere aktivnosti stanovništva prema starosnim grupama i spolu

Measures of the population activities by age groups and sex

| | Stopa zaposlenosti Employment rate | | | | | | |
|----------------|---------------------------------------|-------|---------|---------|---------|---------|--------|
| | 2013 | 2014 | 2015 | 2016 | 2017 | 2018 | 2019 |
| Muškarci / Men | | | | | | | |
| Ukupno/Total | 39,7 | 40,1 | 39,4 | 41,1 | 41,7 | 42,0 | 41,6 |
| 15 - 24 | 14,7 | 12,4 | 14,2 | 17,4 | 21,8 | 23,5 | 25,2 |
| 25 - 49 | 63,7 | 64,5 | 64,4 | 66,5 | 69,3 | 71,4 | 70,5 |
| 50 - 64 | 42,8 | 45,8 | 42,3 | 45,8 | 46,9 | 47,0 | 50,4 |
| 65+ | (3,4) | (2,8) | ((2,0)) | ((2,5)) | (3,3) | (2,9) | (4,4) |
| 15-64 | 46,5 | 4,7 | 46,8 | 49,2 | 51,2 | 52,2 | 53,4 |
| Žene / Women | | | | | | | |
| Ukupno/Total | 21,3 | 20,9 | 21,4 | 20,6 | 23,1 | 22,5 | 23,0 |
| 15 - 24 | (7,7) | (7,4) | (8,2) | (8,7) | (12,6) | 13,1 | (16,8) |
| 25 - 49 | 37,9 | 38,6 | 39,1 | 37,2 | 43,0 | 41,1 | 44 |
| 50 - 64 | 20,9 | 20,8 | 21,0 | 22,2 | 22,9 | 24,6 | 24,0 |
| 65+ | ((0,9)) | . | . | ((0,9)) | ((1,7)) | ((1,5)) | (2,0) |
| 15-64 | 26,4 | 26,4 | 27,2 | 26,4 | 30,0 | 29,5 | 30,9 |



Izvor podataka: Anketa o radnoj snazi 2013- 2019

Source of data: Labour survey 2013- 2019

Radno sposobno stanovništvo po najvišoj završenoj školskoj spremi i spolu, 2019. godina

Working age population by the highest level of education attained and sex, 2019

| | Radno sposobno stanovništvo <i>Working age population</i> | Radna snaga <i>Labour force</i> | Zaposlene osobe <i>Employed persons</i> | Nezaposlene osobe <i>Unemployed persons</i> | Neaktivne osobe (15+) <i>Inactive persons</i> | |
|---|--|------------------------------------|--|--|--|--|
| <i>Struktura / Structure (%)</i> | | | | | | |
| <i>Ukupno / Total</i> | | | | | | |
| Ukupno | 100,0 | 100,0 | 100,0 | 100,0 | 100,0 | <i>Total</i> |
| Osnovna škola i manje | 47,4 | 13,2 | (15,9) | (15,9) | 51,4 | <i>Elementary school and less</i> |
| Srednja škola | 44,9 | 70,5 | 65,0 | 74,1 | 43,2 | <i>Secondary school</i> |
| Viša, visoka škola, magisterij i doktorat | (7,6) | 16,3 | (19,1) | (9,9) | 5,4 | <i>University and postgrad. degree</i> |
| <i>Muškarci / Men</i> | | | | | | |
| Ukupno | 100,0 | 100,0 | 100,0 | 100,0 | 100,0 | <i>Total</i> |
| Osnovna škola i manje | 37,7 | 11,9 | (15,7) | (16,1) | 39,2 | <i>Elementary school and less</i> |
| Srednja škola | 54,6 | 75,2 | 70,4 | 77,6 | 53,3 | <i>Secondary school</i> |
| Viša, visoka škola, magisterij i doktorat | (7,7) | 12,9 | (13,9) | ((6,3)) | 7,5 | <i>University and postgrad. degree</i> |
| <i>Žene / Women</i> | | | | | | |
| Ukupno | 100,0 | 100,0 | 100,0 | 100,0 | 100,0 | <i>Total</i> |
| Osnovna škola i manje | 56,3 | 15,2 | ((16,5)) | (15,8) | 59,8 | <i>Elementary school and less</i> |
| Srednja škola | 36,2 | 63,3 | 52,0 | 70,1 | 36,2 | <i>Secondary school</i> |
| Viša, visoka škola, magisterij i doktorat | (7,5) | 21,5 | (31,5) | (14,2) | 4,0 | <i>University and postgrad. degree</i> |

Zaposlene osobe prema statusu u zaposlenosti i spolu 2019. godina

Persons in employment by status in employment and sex 2019

| | Ukupno <i>Total</i> | Muškarci <i>Men</i> | Žene <i>Women</i> | |
|----------------------------|----------------------------------|------------------------|----------------------|------------------------------|
| | Struktura / <i>Structure</i> (%) | | | |
| Zaposlenici | 83,0 | 82,1 | 84,4 | <i>Employees</i> |
| Samozaposlenici | 15,7 | 17,3 | 13,1 | <i>Self-employed person</i> |
| Neplaćeni pomažući članovi | ((1,3)) | . | ((2,5)) | <i>Unpaid family workers</i> |

Zaposlene osobe sa punim i kraćim od punog radnog vremena po spolu, 2019. god.

Person in employment - Full time or part time - by sex, 2019

| | Ukupno <i>Total</i> | Muškarci <i>Men</i> | Žene <i>Women</i> | |
|-------------------------------|----------------------------------|------------------------|----------------------|------------------|
| | Struktura / <i>Structure</i> (%) | | | |
| Ukupno | 100,0 | 100,0 | 100,0 | <i>Total</i> |
| Puno radno vrijeme | 91,6 | 92,8 | 89,6 | <i>Full time</i> |
| Kraće od punog radnog vremena | 8,4 | (7,2) | (10,4) | <i>Part time</i> |

Izvor podataka: Anketa o radnoj snazi 2019

Source of data: Labour force survey 2019

Radno sposobno stanovništvo prema aktivnosti i spolu, 2019*Working age population by activity and sex, 2019*

| | Ukupno <i>Total</i> | Muškarci <i>Men</i> | Žene <i>Women</i> | |
|------------------------|------------------------|------------------------|----------------------|----------------------------|
| Aktivno stanovništvo | 39,1 | 49,7 | 29,3 | <i>Active population</i> |
| Neaktivno stanovništvo | 60,9 | 50,3 | 70,7 | <i>Inactive population</i> |

Stope nezaposlenosti po najvišoj završenoj školskoj spremi i spolu, 2019. god., struktura u %*Unemployment rate by the highest education level attained and sex, 2019, structure in %*

| | Ukupno <i>Total</i> | Muškarci <i>Men</i> | Žene <i>Women</i> | |
|--|------------------------|------------------------|----------------------|---|
| Ukupno | 100,0 | 100,0 | 100,0 | <i>Total</i> |
| Osnovna škola i manje | (15,9) | (16,1) | (15,8) | <i>Primary school and less</i> |
| Srednja škola | 74,1 | 77,6 | 70,1 | <i>Secondary school</i> |
| Viša, visoka škola, magisterij, doktorat | (9,9) | ((6,3)) | (14,2) | <i>College, university, masters, doctoral degrees</i> |

Nezaposlene osobe prema trajanju nezaposlenosti i spolu, 2019.god., struktura u %*Unemployed persons by duration of unemployment and sex, 2019, structure in %*

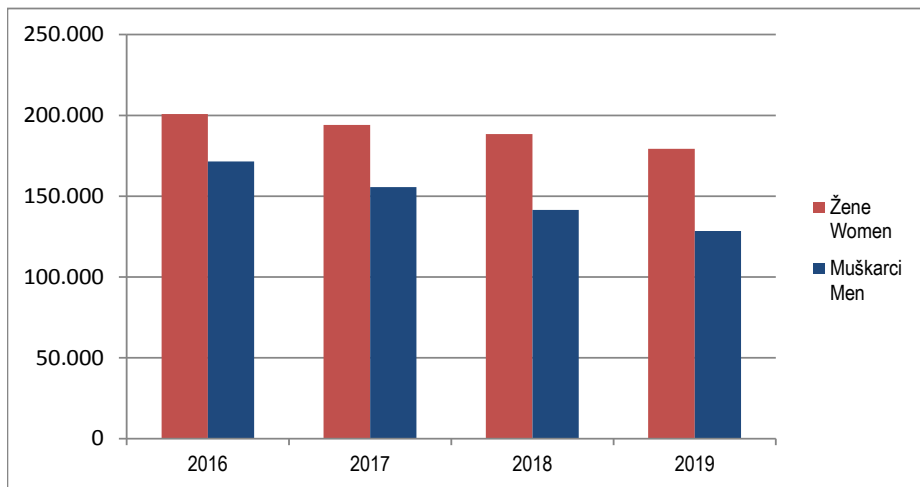
| | Ukupno <i>Total</i> | Muškarci <i>Men</i> | Žene <i>Women</i> | |
|----------------------|------------------------|------------------------|----------------------|----------------------------|
| Ukupno | 100,0 | 100,0 | 100,0 | <i>Total</i> |
| manje od 6 mjeseci | (12,0) | (12,2) | (11,7) | <i>less than 6 months</i> |
| od 6 do 11 mjeseci | (9,7) | (10,6) | (8,7) | <i>6-11 months</i> |
| od 12 do 23 mjeseca | 16,5 | (15,0) | (18,3) | <i>12-23 months</i> |
| od 24 do 59 mjeseci | 23,8 | 26,1 | (21,1) | <i>24-59 months</i> |
| od 60 do 119 mjeseci | 18,5 | (18,2) | (18,9) | <i>60-119 months</i> |
| 120 i više mjeseci | (18,6) | (16,7) | (21,0) | <i>120 months and more</i> |

Izvor podataka: Anketa o radnoj snazi 2019*Source of data: Labour survey 2019*

Nezaposleni

Unemployed

| godine | Žene Women | Muškarci Men | |
|--------|---------------|-----------------|--|
| 2016 | 200.726 | 171.481 | |
| 2017 | 194.112 | 155.587 | |
| 2018 | 188.503 | 141.404 | |
| 2019 | 179.336 | 128.528 | |



Izvor podataka: Federalni zavod za zapošljavanje

Source of data: Federal Employment Institute

SOCIJALNA ZAŠTITA
SOCIAL WELFARE

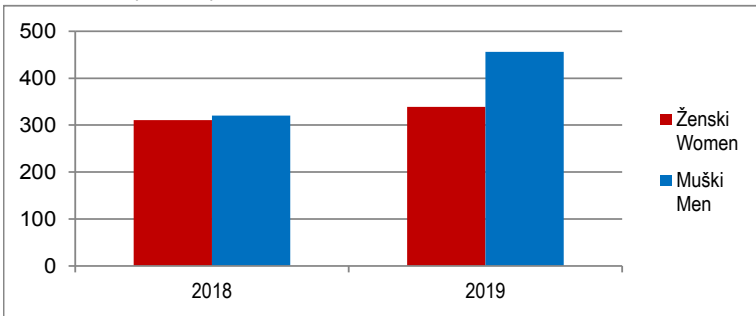
Štićenici u ustanovama za djecu i omladinu

Beneficiaries in social welfare institutions for children and youth

| | Štićenici lišeni roditeljskog staranja <i>Deprived of parental care</i> | | Štićenici oštećeni u duševnom i tjelesnom razvoju <i>Physically and mentally-handicapped</i> | | Štićenici društveno neprihvatljivog ponašanja <i>Behavioural disorders</i> | |
|------|--|---------------------|---|---------------------|---|---------------------|
| | Ženski <i>Women</i> | Muški <i>Men</i> | Ženski <i>Women</i> | Muški <i>Men</i> | Ženski <i>Women</i> | Muški <i>Men</i> |
| 2016 | 300 | 310 | 876 | 1432 | 64 | 162 |
| 2017 | 358 | 377 | 905 | 1423 | 71 | 136 |
| 2018 | 311 | 320 | 888 | 1459 | 52 | 154 |
| 2019 | 339 | 456 | 841 | 1332 | 59 | 161 |

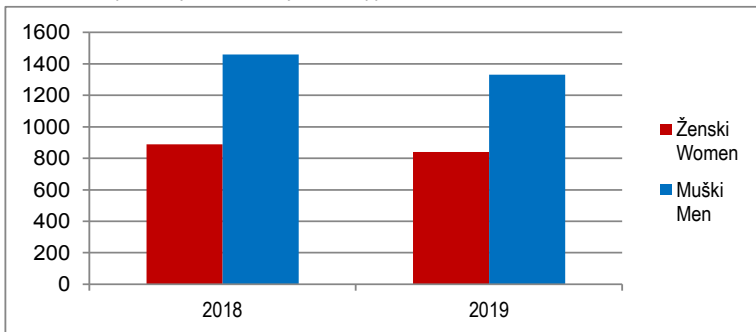
Štićenici lišeni roditeljskog staranja

Beneficiaries deprived of parental care



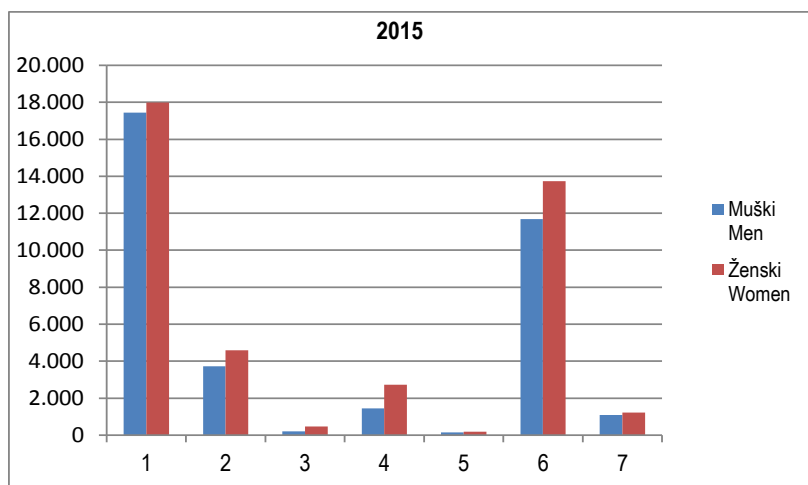
Štićenici oštećeni u duševnom i tjelesnom razvoju

Beneficiaries physically and mentally-handicapped



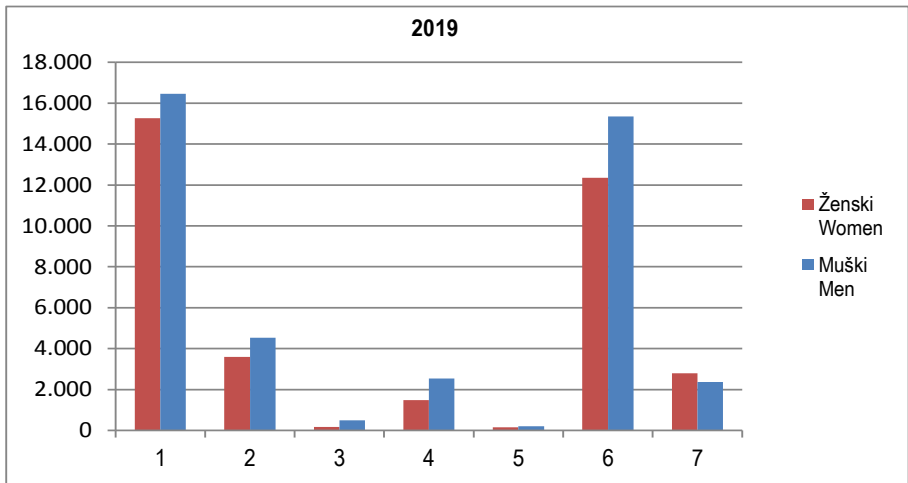
Maloljetni korisnici socijalne zaštite prema kategorijama

| Kategorija | 2015 | | 2016 | | 2017 | |
|---|-----------------|--------------|-----------------|--------------|-----------------|--------------|
| | Ženski Women | Muški Men | Ženski Women | Muški Men | Ženski Women | Muški Men |
| 1 Ugroženi porodičnom situacijom | 17.444 | 17.983 | 17.125 | 18.291 | 15.753 | 16.821 |
| 2 Sa smetnjama u duševnom ili tjelesnom razvoju | 3.723 | 4.599 | 3.750 | 4.566 | 3.473 | 4.198 |
| 3 S poremećajima u ponašanju ličnosti | 196 | 468 | 202 | 786 | 168 | 503 |
| 4 ponašanjem ponašanjem | 1.438 | 2.724 | 1.445 | 2.754 | 1.448 | 2.644 |
| 5 Duševno bolesni | 147 | 192 | 146 | 202 | 156 | 200 |
| 6 Različitih socijalnih potreba | 11.681 | 13.729 | 11.765 | 15.305 | 12.245 | 15.601 |
| 7 Ostali | 1.096 | 1.215 | 1.193 | 1.275 | 1.897 | 2.011 |



Minor-beneficiaries by categories

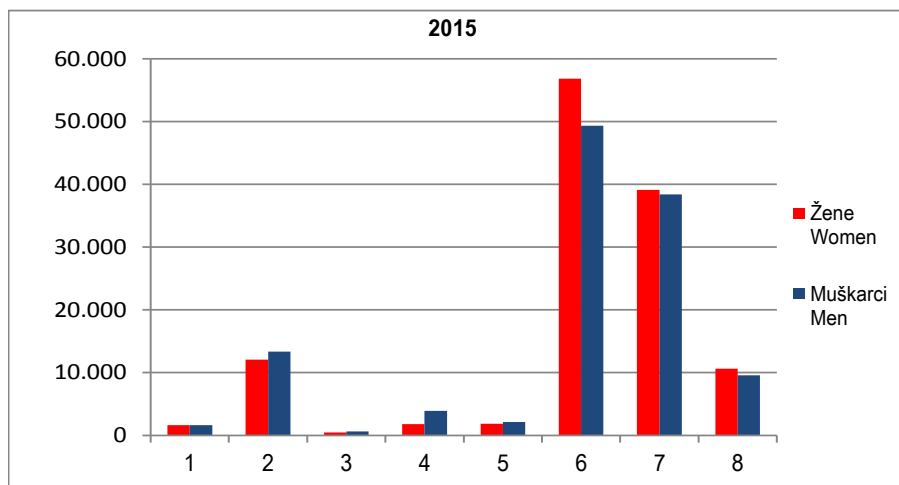
| 2018 | | 2019 | | Category |
|-----------------|--------------|-----------------|--------------|--|
| Ženski Women | Muški Men | Ženski Women | Muški Men | |
| 15.647 | 16.933 | 15.272 | 16.464 | Endangered by family situation |
| 3.413 | 4.012 | 3.600 | 4.534 | Mentally and physically handicapped persons |
| - | - | 170 | 500 | With behavior and persons breakdown |
| 145 | 2.597 | 1.487 | 2.533 | With social unacceptable behavior |
| 153 | 198 | 148 | 198 | Mentalpatients |
| 12.243 | 16.005 | 12.346 | 15.344 | Different social needs |
| 3.355 | 2.887 | 2.791 | 2.359 | Other |



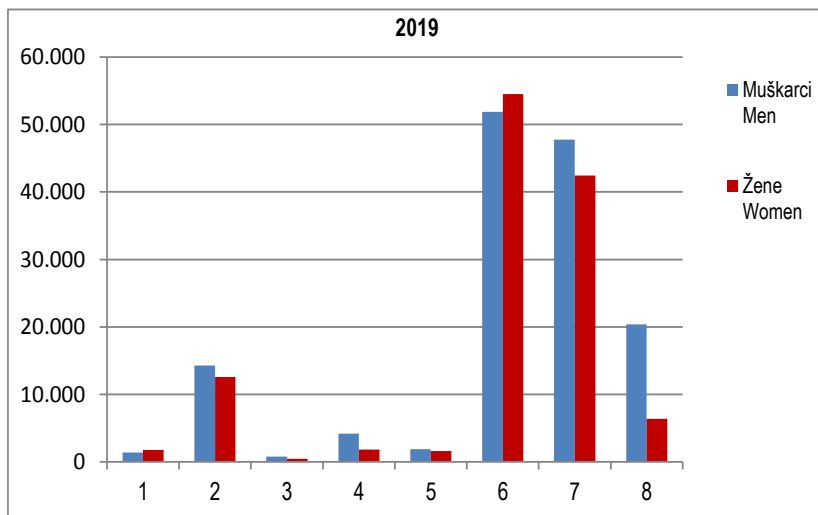
Punoljetni korisnici prema kategorijama i spolu

Adult beneficiaries by category

| Kategorija | 2015 | | 2016 | |
|---|---------------|-----------------|---------------|-----------------|
| | Žene Women | Muškarci Men | Žene Women | Muškarci Men |
| A Korisnici subvencioniranja troškova | 1.624 | 1.618 | 1.513 | 1.436 |
| B Sa smetnjama u duševnom ili tjelesnom razvoju | 12.094 | 13.375 | 12.940 | 14.286 |
| C S poremećajima u ponašanju ličnosti | 485 | 666 | 492 | 705 |
| D Društveno neprihvatljivog ponašanja | 1.793 | 3.928 | 1.973 | 4.466 |
| E Duševno bolesni | 1.839 | 2.135 | 1.473 | 1.728 |
| F Bez dovoljno prihoda za izdržavanje | 56.851 | 49.342 | 61.264 | 53.122 |
| G Ostale socijalne potrebe | 39.108 | 38.399 | 42.108 | 37.137 |
| H Ostali | 10.621 | 9.587 | 11.992 | 10.853 |



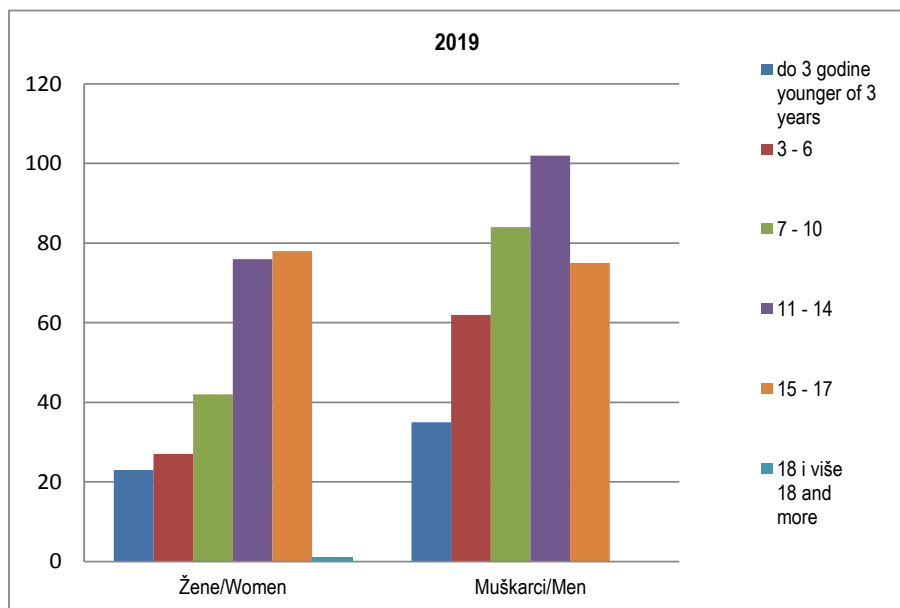
| 2017 | | 2018 | | 2019 | | Category |
|---------------|-----------------|---------------|-----------------|---------------|-----------------|---|
| Žene Women | Muškarci Men | Žene Women | Muškarci Men | Žene Women | Muškarci Men | |
| 1.493 | 1.517 | 1.633 | 1.280 | 1.775 | 1.376 | Beneficiaries of subventions |
| 11.887 | 13.370 | 13.732 | 15.111 | 12.562 | 14.277 | Mentally and physically handicapped persons |
| 472 | 706 | 170 | 500 | 442 | 756 | With behavior and persons breakdown |
| 1.892 | 4.262 | 1.837 | 4.234 | 1.817 | 4.173 | Persons with social unacceptable behavior |
| 1.483 | 1.697 | 1.649 | 1.761 | 1.599 | 1.880 | Mentally disabled persons |
| 57.796 | 52.858 | 54.569 | 51.231 | 54.493 | 51.862 | Have not enough income for care |
| 35.444 | 43.107 | 42.071 | 48.670 | 42.421 | 47.752 | Persons in state of different social welfare |
| 11.721 | 12.549 | 11.838 | 13.313 | 6.367 | 20.396 | Other |



Štićenici u ustanovama lišeni roditeljskog staranja

Beneficiaries in institutions deprived of parental care

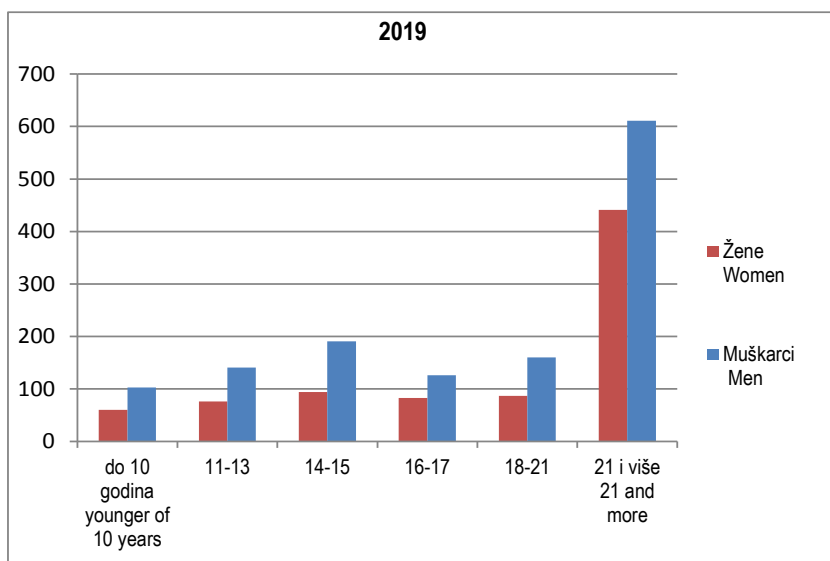
| | | do 3 godine younger of 3 years | 3 - 6 | 7 - 10 | 11 - 14 | 15 - 17 | 18 i više 18 and more | |
|------|----------|--------------------------------------|-------|--------|---------|---------|-----------------------------|-------|
| 2015 | Žene | 32 | 25 | 44 | 58 | 97 | 50 | Women |
| | Muškarci | 48 | 52 | 84 | 146 | 216 | 97 | Men |
| 2016 | Žene | 1 | 16 | 22 | 27 | 26 | 44 | Women |
| | Muškarci | 14 | 12 | 23 | 26 | 24 | 29 | Men |
| 2017 | Žene | 25 | 39 | 48 | 67 | 113 | 72 | Women |
| | Muškarci | 19 | 33 | 62 | 83 | 94 | 80 | Men |
| 2018 | Žene | 28 | 28 | 44 | 55 | 100 | 56 | Women |
| | Muškarci | 23 | 35 | 51 | 66 | 96 | 49 | Men |
| 2019 | Žene | 23 | 27 | 42 | 76 | 83 | 78 | Women |
| | Muškarci | 35 | 62 | 84 | 102 | 98 | 75 | Men |



Štićenici u ustanovama oštećeni u duševnom i tjelesnom razvoju

Beneficiaries in institutions physically and mentally-handicapped

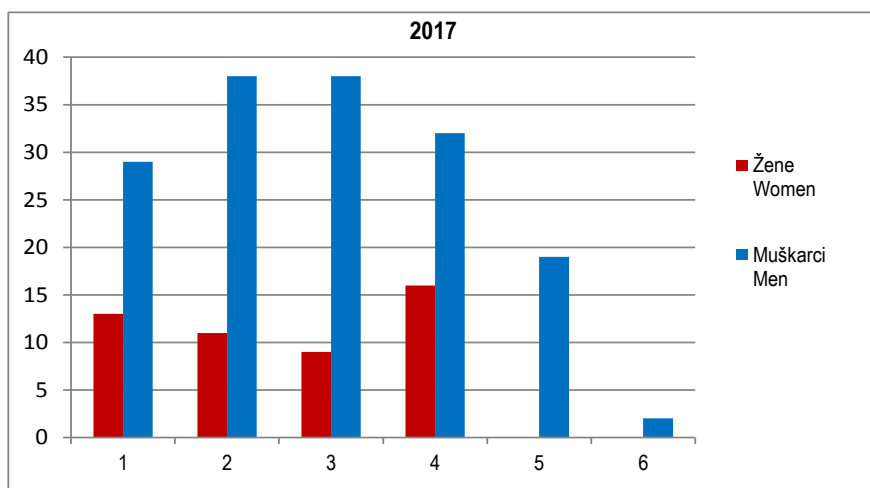
| | | do 10 godina younger of 10 years | 11-13 | 14-15 | 16-17 | 18-21 | 21 i više 21 and more | |
|------|----------|--|-------|-------|-------|-------|-----------------------------|-------|
| 2015 | Žene | 36 | 31 | 26 | 45 | 55 | 385 | Women |
| | Muškarci | 101 | 79 | 49 | 29 | 54 | 570 | Men |
| 2016 | Žene | 9 | 34 | 37 | 37 | 17 | 175 | Women |
| | Muškarci | 32 | 74 | 69 | 55 | 32 | 232 | Men |
| 2017 | Žene | 53 | 50 | 34 | 39 | 30 | 339 | Women |
| | Muškarci | 13 | 86 | 73 | 49 | 51 | 503 | Men |
| 2018 | Žene | 84 | 83 | 112 | 106 | 80 | 423 | Women |
| | Muškarci | 91 | 168 | 204 | 145 | 182 | 669 | Men |
| 2019 | Žene | 60 | 76 | 94 | 83 | 87 | 441 | Women |
| | Muškarci | 103 | 141 | 191 | 126 | 160 | 611 | Men |



Štićenici u ustanovama, društveno neprihvatljivog ponašanja

Beneficiaries in institutions with socially unacceptable behavior

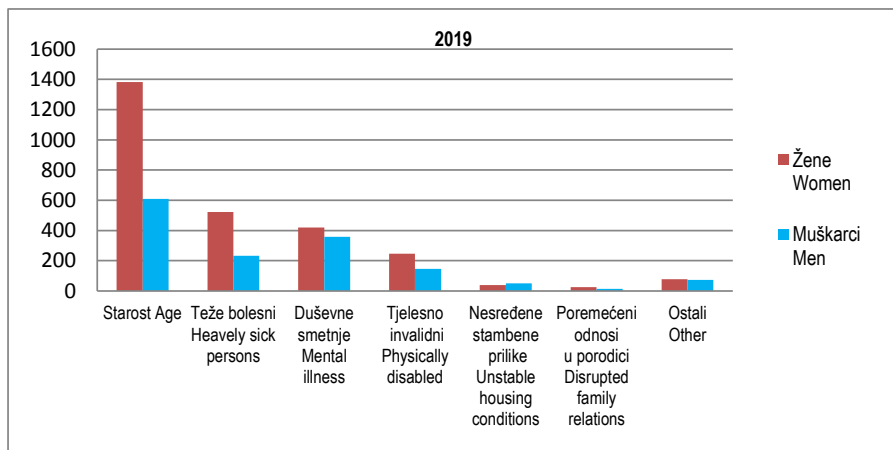
| | | do 10 godina younger of 10 years | 11-13 | 14-15 | 16-17 | 18-21 | 21 i više 21 and more | |
|------|----------|--|-------|-------|-------|-------|-----------------------------|-------|
| 2015 | Žene | 18 | 11 | 15 | 17 | - | - | Women |
| | Muškarci | 17 | 37 | 20 | 69 | 13 | - | Men |
| 2016 | Žene | 21 | 14 | 12 | 16 | 1 | - | Women |
| | Muškarci | 41 | 28 | 24 | 65 | 3 | 1 | Men |
| 2017 | Žene | 13 | 11 | 9 | 16 | - | - | Women |
| | Muškarci | 29 | 38 | 38 | 32 | 19 | 2 | Men |
| 2018 | Žene | 15 | 8 | 10 | 16 | 3 | - | Women |
| | Muškarci | 23 | 22 | 29 | 56 | 22 | 2 | Men |
| 2019 | Žene | 17 | 11 | 6 | 19 | 6 | - | Women |
| | Muškarci | 16 | 25 | 28 | 77 | 15 | - | Men |



Štićenici u ustanovama za odrasle prema razlogu smještaja

Beneficiaries in social service institutions for adults and elderly persons by reason of accomodation

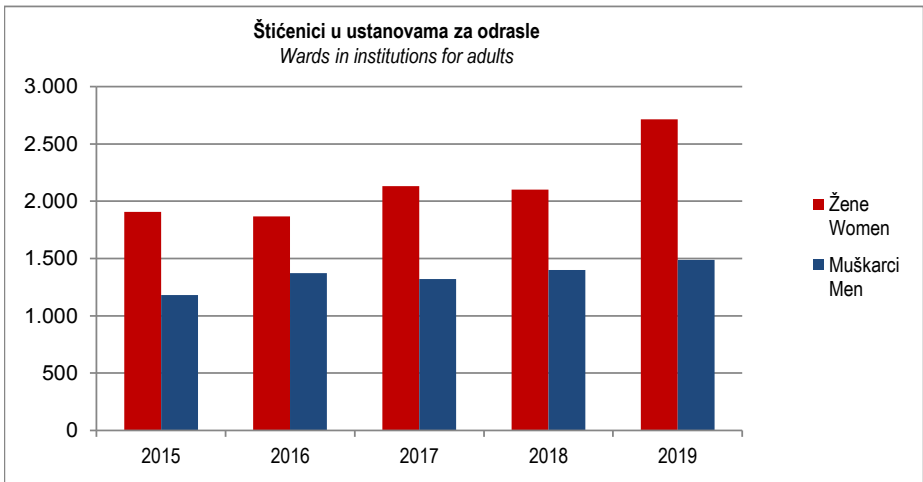
| | Starost Age | Teže bolesni Heavely sick persons | Duševne smetnje Mental illness | Tjelesno invalidni Physically disabled | Nesredene stambene prilike Unstable housing conditions | Poremećeni odnosi u porodici Disrupted family relations | Ostali Other | |
|------|-----------------|---|---|---|---|---|-----------------|----|
| 2015 | Žene Women | 854 | 378 | 374 | 199 | 30 | 15 | 57 |
| | Muškarci Men | 382 | 211 | 370 | 148 | 22 | 17 | 32 |
| 2016 | Žene Women | 1088 | 310 | 409 | 223 | 29 | 25 | 46 |
| | Muškarci Men | 516 | 192 | 351 | 71 | 40 | 11 | 39 |
| 2017 | Žene Women | 907 | 313 | 411 | 178 | 27 | 14 | 18 |
| | Muškarci Men | 481 | 300 | 348 | 155 | 31 | 13 | 46 |
| 2018 | Žene Women | 1091 | 395 | 356 | 193 | 28 | 10 | 28 |
| | Muškarci Men | 582 | 288 | 319 | 195 | 32 | 6 | 58 |
| 2019 | Žene Women | 1382 | 522 | 421 | 247 | 40 | 25 | 77 |
| | Muškarci Men | 610 | 233 | 359 | 147 | 50 | 14 | 74 |



Štićenici u ustanovama za odrasle i profesionalnu rehabilitaciju

Wards in social for adults and professional rehabilitation

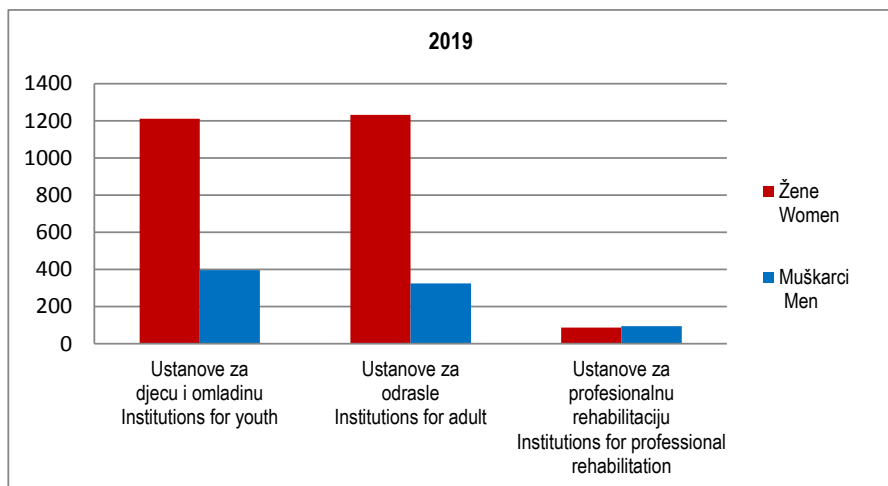
| Godina Year | Štićenici u ustanovama za odrasle <i>Wards in institutions for adults</i> | | Štićenici u ustanovama za profesionalnu rehabilitaciju <i>Wards in institutions for professional rehabilitation</i> | |
|----------------|---|-----------------|--|-----------------|
| | Žene Women | Muškarci Men | Žene Women | Muškarci Men |
| 2015 | 1.907 | 1.182 | 61 | 172 |
| 2016 | 1.868 | 1.374 | 53 | 108 |
| 2017 | 2.130 | 1.320 | 64 | 98 |
| 2018 | 2.101 | 1.400 | 72 | 94 |
| 2019 | 2.714 | 1.487 | 85 | 161 |



Zaposleni u ustanovama za socijalnu zaštitu

Persons employed in social service institutions

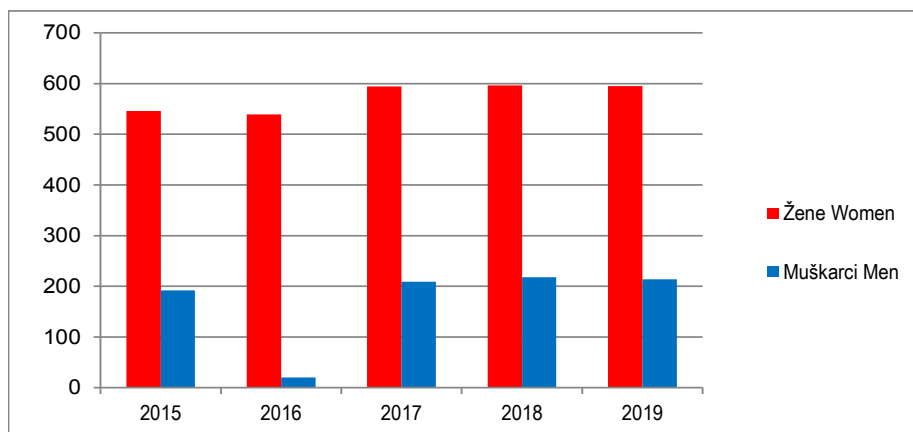
| | | Ustanove za djecu i omladinu <i>Institutions for youth</i> | Ustanove za odrasle <i>Institutions for adult</i> | Ustanove za profesionalnu rehabilitaciju <i>Institutions for professional rehabilitation</i> | |
|------|----------|---|--|---|-------|
| 2015 | Žene | 457 | 245 | 92 | Women |
| | Muškarci | 141 | 817 | 192 | Men |
| 2016 | Žene | 294 | 270 | 69 | Women |
| | Muškarci | 79 | 868 | 136 | Men |
| 2017 | Žene | 326 | 944 | 134 | Women |
| | Muškarci | 95 | 277 | 88 | Men |
| 2018 | Žene | 284 | 887 | 87 | Women |
| | Muškarci | 87 | 248 | 104 | Men |
| 2019 | Žene | 1212 | 1232 | 87 | Women |
| | Muškarci | 396 | 324 | 95 | Men |



Zaposleni u centrima za socijalni rad

Persons employed in social service institutions

| | Žene <i>Women</i> | Muškarci <i>Men</i> |
|------|----------------------|------------------------|
| 2015 | 546 | 192 |
| 2016 | 539 | 20 |
| 2017 | 594 | 209 |
| 2018 | 596 | 218 |
| 2019 | 595 | 214 |



PRAVOSUĎE
ADMINISTRATION OF JUSTICE

Poznata lica prijavljena kao učinioci krivičnih djela iz grupe Radnih odnosa

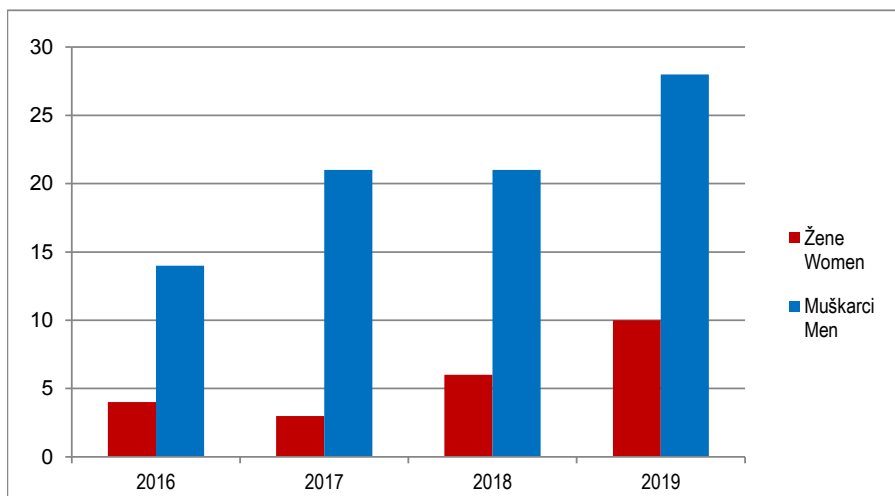
Registered persons known as the perpetrators of criminal offences from the group of Labor Practices

| Odabrane grupe/djela Selected groups / offences | 2016 | | 2017 | | 2018 | | 2019 | |
|---|-------|----------|-------|----------|-------|----------|-------|----------|
| | Žene | Muškarci | Žene | Muškarci | Žene | Muškarci | Žene | Muškarci |
| | Women | Men | Women | Men | Women | Men | Women | Men |
| Radni odnosi ¹⁾ Labour relations | 4 | 14 | 3 | 21 | 6 | 21 | 10 | 28 |

1) Krivična djela iz grupe radnih odnosa su: povreda ravnopravnosti u zapošljavanju, povreda prava iz radnog odnosa, povreda prava za vrijeme privremene nezaposlenosti, povreda prava iz socijalnog osiguranja, neizvršavanje odluke o vraćanju na rad itd.

1) Criminal offences in the labour relations group are:

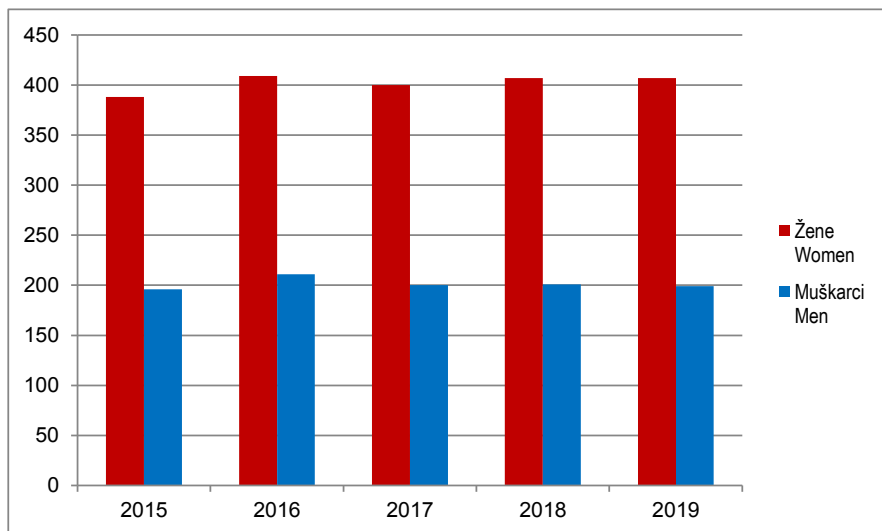
violation of the Equal Treatment in Employment, violation of labor rights, violation of rights during temporary unemployment, violation of the right to social insurance, non-enforcement of the decision to return to work etc.



Sudije po spolu

Judges by sex

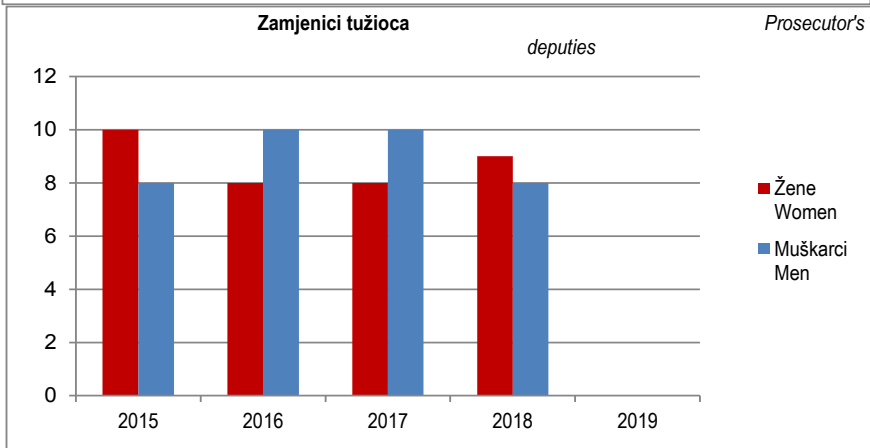
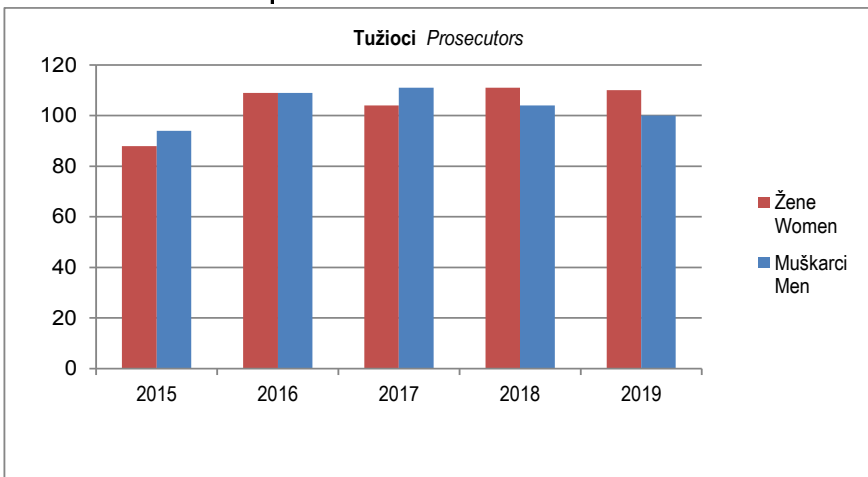
| Godina Year | Sudije Judges | |
|-------------|---------------|--------------|
| | Žene Women | Muškarci Men |
| 2015 | 388 | 196 |
| 2016 | 409 | 211 |
| 2017 | 400 | 200 |
| 2018 | 407 | 201 |
| 2019 | 407 | 199 |



Tužioci i zamjenici tužioca po spolu

Prosecutors and prosecutor's deputies, by sex

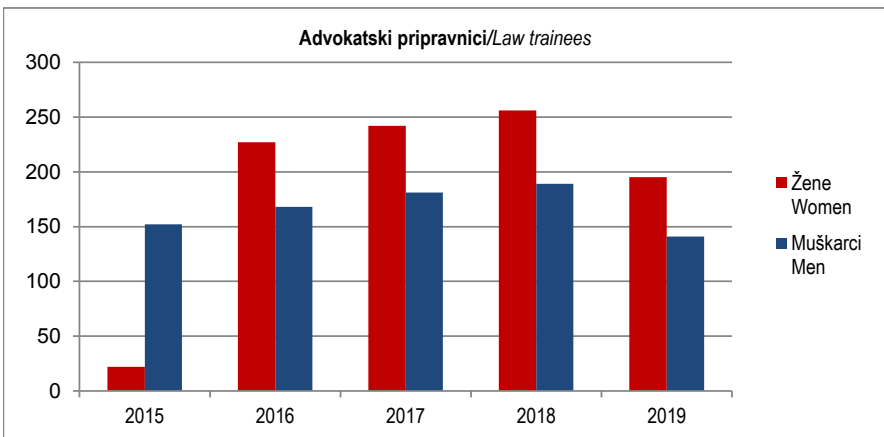
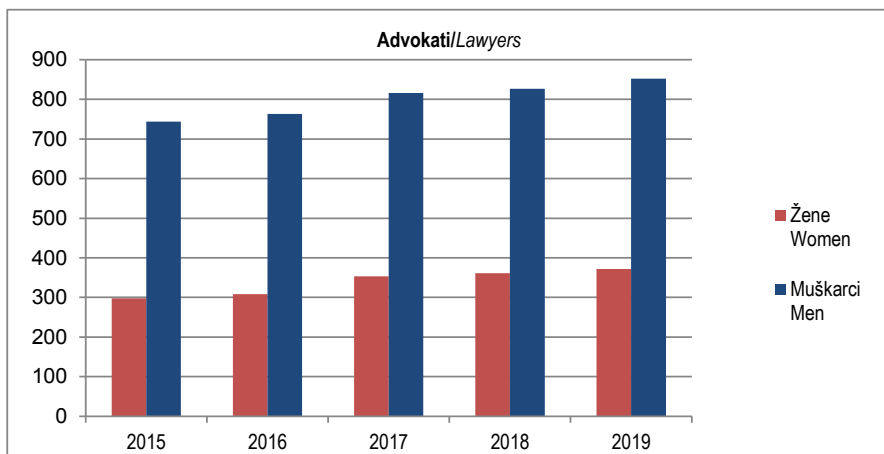
| Godina Year | Tužioci Prosecutors | | Zamjenici tužioca Prosecutor's deputies | |
|-------------|------------------------|-----------------|--|-----------------|
| | Žene Women | Muškarci Men | Žene Women | Muškarci Men |
| 2015 | 88 | 94 | 10 | 8 |
| 2016 | 109 | 109 | 8 | 10 |
| 2017 | 104 | 111 | 8 | 10 |
| 2018 | 111 | 104 | 9 | 8 |
| 2019 | 110 | 100 | - | - |



Advokati i advokatski pripravnici po spolu

Lawyers and law trainees, by sex

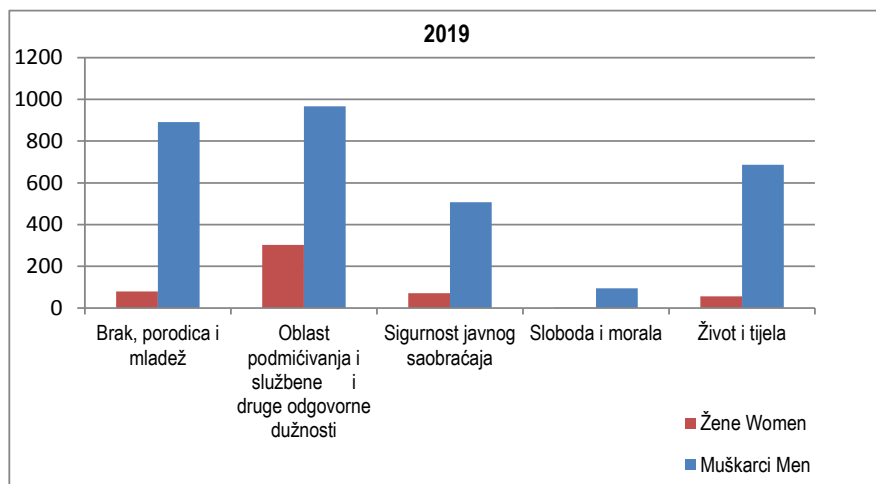
| Godina Year | Advokati Lawyers | | Advokatski pripravnici Law trainees | |
|-------------|---------------------|-----------------|--|-----------------|
| | Žene Women | Muškarci Men | Žene Women | Muškarci Men |
| 2015 | 298 | 744 | 22 | 152 |
| 2016 | 308 | 763 | 227 | 168 |
| 2017 | 353 | 816 | 242 | 181 |
| 2018 | 361 | 827 | 256 | 189 |
| 2019 | 372 | 852 | 195 | 141 |



Poznata lica prijavljena kao učinioci krivičnih djela

Registered persons known as the perpetrators of criminal offences

| Oabrane grupe/djela Selected groups / offences | 2016 | | 2017 | | 2018 | | 2019 | |
|---|-------|----------|-------|----------|-------|----------|-------|----------|
| | Žene | Muškarci | Žene | Muškarci | Žene | Muškarci | Žene | Muškarci |
| | Women | Men | Women | Men | Women | Men | Women | Men |
| Brak, porodica i mladež <i>Marriage, family and youth</i> | 74 | 767 | 95 | 1.059 | 104 | 986 | 80 | 891 |
| Oblast podmičivanja i službene i druge odgovorne dužnosti <i>Bribe and other responsible duties</i> | 197 | 799 | 180 | 796 | 298 | 910 | 303 | 966 |
| Sigurnost javnog saobraćaja <i>Security of public traffic</i> | 70 | 677 | 46 | 668 | 95 | 681 | 71 | 508 |
| Spolne slobode i morala <i>Freedom and moral</i> | 6 | 97 | 7 | 97 | 1 | 85 | 2 | 95 |
| Života i tijela <i>Life and body</i> | 48 | 795 | 51 | 979 | 47 | 819 | 56 | 687 |



Osuđene punoljetne osobe prema kaznenim djelima

Convicted adults according to criminal offences

| | 2016 | | 2017 | | 2018 | | 2019 | | |
|---|----------------------|------------------------|----------------------|------------------------|----------------------|------------------------|----------------------|------------------------|--|
| | Žene <i>Women</i> | Muškarci <i>Men</i> | Žene <i>Women</i> | Muškarci <i>Men</i> | Žene <i>Women</i> | Muškarci <i>Men</i> | Žene <i>Women</i> | Muškarci <i>Men</i> | |
| Imovine | 166 | 2.679 | 163 | 2.376 | 173 | 2.152 | 159 | 1.964 | <i>Property</i> |
| Javnog reda i pravnog prometa | 68 | 919 | 45 | 923 | 41 | 966 | 69 | 824 | <i>Public order and legal transaction</i> |
| Sigurnosti javnog prometa | 69 | 483 | 48 | 518 | 59 | 541 | 67 | 560 | <i>Safety of public transportation</i> |
| Okoliša i prirodnih dobara | 6 | 896 | 6 | 674 | 6 | 526 | 5 | 357 | <i>Environment</i> |
| Života i tijela | 27 | 596 | 29 | 608 | 22 | 768 | 37 | 659 | <i>Life and body</i> |
| Opće sigurnosti ljudi i imovine | 6 | 116 | 9 | 120 | 9 | 115 | 13 | 83 | <i>Public safety of persons and property</i> |
| Zdravlja ljudi | 44 | 685 | 50 | 807 | 66 | 1.074 | 81 | 1.470 | <i>Public health</i> |
| Slobode i prava čovjeka i građanina | 3 | 207 | 5 | 224 | 5 | 209 | 17 | 177 | <i>Civil rights and liberties</i> |
| Platnog prometa, privrede i sigurnosti | 18 | 60 | 11 | 110 | 11 | 61 | 15 | 80 | <i>Economy</i> |
| Podmićivanja, službene i druge odgovornosti | 37 | 77 | 18 | 98 | 33 | 109 | 50 | 101 | <i>Official or responsible obligation</i> |
| Spolne slobode i morala | 2 | 37 | 5 | 50 | 2 | 52 | 1 | 50 | <i>Dignity and morality</i> |
| Braka, porodice i mladeži | 31 | 480 | 34 | 413 | 33 | 423 | 29 | 429 | <i>Marriage and family</i> |

Osuđene punoljetne osobe prema izrečenim sankcijama

Convicted adults according to penalties

| | 2016 | | 2017 | | 2018 | | 2019 | | |
|----------------|----------------------|------------------------|----------------------|------------------------|----------------------|------------------------|----------------------|------------------------|----------------------------|
| | Žene <i>Women</i> | Muškarci <i>Men</i> | Žene <i>Women</i> | Muškarci <i>Men</i> | Žene <i>Women</i> | Muškarci <i>Men</i> | Žene <i>Women</i> | Muškarci <i>Men</i> | |
| Zatvor | 467 | 6.659 | 425 | 7.038 | 460 | 6.697 | 524 | 6.361 | <i>Prison</i> |
| Novčana kazna | 29 | 410 | 18 | 484 | 16 | 439 | 23 | 395 | <i>Fines</i> |
| Sudska opomena | 5 | 27 | 3 | 24 | 3 | 24 | 11 | 39 | <i>Court reprimand</i> |
| Vaspitne mjere | 2 | 11 | - | 5 | - | 2 | - | 16 | <i>Correctional</i> |
| Sporedne kazne | 27 | 412 | 36 | 424 | 32 | 424 | 42 | 367 | <i>Secondary penalties</i> |

Optužena lica za krivična djela po Krivičnom zakonu, 2019.

Accused persons for criminal offences by Criminal law, 2019

| Krivična djela protiv / <i>Criminal offences against:</i> | Ukupno <i>Total</i> | Žene <i>Women</i> | Muškarci <i>Men</i> | Žene <i>Women %</i> | Muškarci <i>Men %</i> |
|---|------------------------|----------------------|------------------------|------------------------|--------------------------|
| Života i tijela <i>Life and body</i> | 748 | 39 | 709 | 5 | 95 |
| Zdravlja ljudi <i>Public health</i> | 1.571 | 85 | 1.486 | 5 | 95 |
| od toga neovlaštena proizvodnja i stavljanje u promet opojnih droga <i>Unlegal producing and distribution of narcotic drugs</i> | 256 | 17 | 239 | 7 | 93 |
| od toga posjedovanje i omogućavanje uživanja opojnih droga <i>Possesing and facilitating the use of narcotic drugs</i> | 1.308 | 68 | 1.240 | 5 | 95 |
| Spolne slobode i morala <i>Dignity and morality</i> | 54 | 3 | 51 | 6 | 94 |
| od toga silovanje of which rape | 6 | - | 6 | - | 100 |
| Imovine <i>Property</i> | 2.272 | 172 | 2.100 | 8 | 92 |
| od toga razbojništvo <i>banditry</i> | 118 | 3 | 115 | 3 | 97 |
| od toga razbojnička krađa <i>robbery</i> | 7 | - | 7 | - | 100 |
| Javnog reda i pravnog prometa <i>Public safety of persons and property</i> | 949 | 74 | 875 | 8 | 92 |
| Ustavnog poretka Federacije BiH <i>Constitutional establishment of FBiH</i> | 3 | - | 3 | - | 100 |

IZBORI
ELECTIONS

Opći podaci o lokalnim izborima za općinska vijeća u Federaciji BiH*General data on Local Elections to the Municipalities Councils in FBiH*

| | Općinska vijeća <i>Municipal councils</i> | | | | |
|---------------------------------|--|-------|--------------------|---------------------|--|
| | 2004 | 2008 | ¹⁾ 2012 | ¹⁾ 2016 | |
| Broj osnovnih izbornih jedinica | 85 | 85 | 78 | 78 | <i>Number of basic electoral units</i> |
| Kandidatske liste u vijećima | 21 | 64 | 63 | 119 | <i>Lists of candidates in Councils</i> |
| Izabrani vijećnici | 1.798 | 1.831 | 1.800 | ²⁾ 1.787 | <i>Elected councilors</i> |
| od toga žene (%) | 18 | 14 | 14 | 19 | <i>share of women (%)</i> |

Izabrani kandidati za načelnika na Lokalnim izborima*Local Elections elected candidates for mayor*

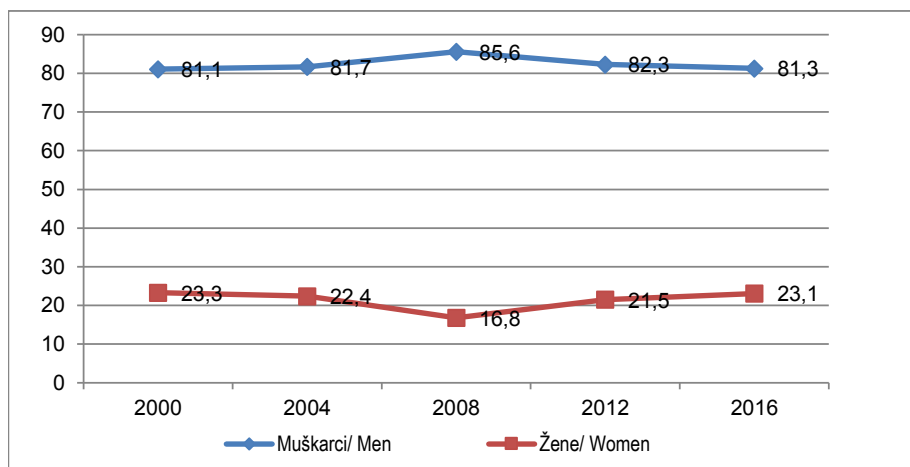
| Godina <i>Year</i> | Muškarci <i>Men</i> | Žene <i>Women</i> |
|-----------------------|------------------------|----------------------|
| 2012 | 76 | 2 |
| ²⁾ 2016 | 76 | 1 |

¹⁾Podaci ne obuhvataju izbornu jedinicu grad Mostar*Excluding the constituency of the city of Mostar*²⁾ U podacima za 2016. godinu nisu potvrđeni rezultati za općinu Stolac*The data for 2016 are not confirmed by the results of Stolac***Izvor: Centralna Izborna komisija BiH***Source of data: Central Election Commission of BiH*

Opći podaci o izborim općinskim vijećnicima u FBiH

General data on elections to the House of representatives of the Parliament FBiH

| Izabrani općinski vijećnici Elected members of representatives bodies of local self-governments units | | |
|--|---------------|--------------------|
| 2000 | Muškarci/ Men | 1.577 |
| | Žene/ Women | 367 |
| 2004 | Muškarci/ Men | 1.469 |
| | Žene/ Women | 329 |
| 2008 | Muškarci/ Men | 1.567 |
| | Žene/ Women | 264 |
| 2012 | Muškarci/ Men | 1.482 |
| | Žene/ Women | 318 |
| 2016 | Muškarci/ Men | ¹⁾ 1452 |
| | Žene/ Women | 335 |



¹⁾ U podacima za 2016. godinu nisu potvrđeni rezultati za općinu Stolac

The data for 2016 are not confirmed by the results of Stolac

Izvor: Centralna Izborna komisija BiH

Source of data: Central Election Commission of BiH

ISTRAŽIVANJE I RAZVOJ

RESEARCH AND DEVELOPMENT

Zaposleni na poslovnima istraživanja i razvoja po spolu

Persons engaged in RiD by sector and sex

| | 2018 | | 2019 | | |
|--------------------|---------------|-----------------|---------------|-----------------|-------------------------------|
| | Žene Women | Muškarci Men | Žene Women | Muškarci Men | |
| Ukupno | 1.045 | 1.000 | 949 | 837 | <i>Total</i> |
| Istraživači | 710 | 752 | 687 | 685 | <i>Researchers</i> |
| Stručni saradnici | 128 | 124 | - | - | <i>Researcher associates</i> |
| Tehničko osoblje | 62 | 42 | 107 | 54 | <i>Technicians</i> |
| Rukovodeće osoblje | 23 | 38 | - | - | <i>Managers</i> |
| Ostalo osoblje | 122 | 44 | 155 | 98 | <i>Other supporting staff</i> |

Zaposleni na poslovnima istraživanja i razvoja po spolu,2019.godina

Persons engaged in RiD by sector and sex,2019

