

**PREDŠKOLSKO OBRAZOVANJE**  
**PRESCHOOL EDUCATION**  
2019



**STATISTIČKI BILTEN**  
**305 STATISTICAL BULLETIN 305**

Sarajevo, 2020.



Bosna i Hercegovina  
Federacija Bosne i Hercegovine  
**Federalni zavod  
za statistiku  
Institute for  
Statistics of FBiH**

ISSN 1512-5106

**PREDŠKOLSKO OBRAZOVANJE  
PRESCHOOL EDUCATION  
2019**

**305** STATISTIČKI BILTEN **305**  
STATISTICAL BULLETIN

**Sarajevo, 2020.**

**Izdavač: Federalni zavod za statistiku, Zelenih beretki 26, 71000 Sarajevo**

*Publisher: Institute for statistics of FBiH, Zelenih beretki 26, 71000 Sarajevo*

Telefon/Phone/Faks: +387 33 20 64 52

Elektronska pošta/E-mail :fedstat@fzs.ba

Internetska stranica/Web site : <http://www.fzs.ba>

**Odgovara direktor: Doc. dr. Emir Kremić**

*Person responsible: Assis.Prof. Dr. Emir Kremić, Director General*

**Urednički odbor:**

*Editorial:*

Hajrudin Alić, Amer Korić, Nisveta Džebo, Hidaeta Čolović, Sanja Ambrožić, Zehra Kaba,  
Belmira Hadžiabdić, Sanela Čengić, Dijana Simanić

**Pripremio:** Elvin Šetkić

*Prepared by: Elvin Šetkić*

**Molimo korisnike da prilikom korišćenja podataka navedu izvor**

*Users are kindly requested to state the source*

**Obavijesti daje Odsjek za odnose s javnošću**

*Information is available at the Department of Public Relations*

Telefon/Phone : +387 33 40 70 19

Pretplata publikacija/Subscription : +387 33 40 70 20

## PREDGOVOR

Bilten "Predškolsko obrazovanje" je publikacija Federalnog zavoda za statistiku koja na sveobuhvatan način obezbjeđuje podatke o broju i kapacitetu predškolskih ustanova, broju vaspitnih grupa i zaposlenih koji provode program predškolskog vaspitanja i obrazovanja.

Podaci su rezultat obrade redovnih godišnjih izvještaja iz oblasti predškolskog obrazovanja.

U cilju boljeg razumijevanja podataka prezentiranih u ovom Biltenu, korisnike podataka upućujemo na Metodološka objašnjenja koja su sastavni dio ovog Biltena.

Federalni zavod za statistiku će prihvatiti sve prijedloge i sugestije korisnika podataka kao izraz dobre namjere za unaprijeđenje i poboljšanje sljedećih izdanja.

Sarajevo, april 2020

DIREKTOR

Doc. dr. Emir Kremić

## FOREWORD

*The Bulletin "Pre-school education" is a publication of the Institute for Statistics of FB&H providing the overview of statistical data on the number and capacity of the preschool institutions, number of educational groups and employees that realize preschool education programme.*

*These data are result of the process of regular annual reports in the field of pre-school education.*

*The users of our data are referd to the Methodological explanations which are the part of the Bulletin, for better understanding of data.*

*The Institute for Statistics of FB&H will accept any comments and suggestions of data users as the expression of good purpose for improving the next editions.*

Sarajevo, April 2020

DIRECTOR

Assist. Prof. Emir Kremić



**SADRŽAJ**  
**CONTENTS**

PREGOVOR .....	3
<i>FOREWORD</i>	
METODOLOŠKA OBJAŠNJENJA .....	7
<i>EXPLANATION AND NOTES</i>	

**PREDŠKOLSKO OBRAZOVANJE U FBIH U 2019. GODINI**  
*PRESCHOOL EDUCATION IN FEDERATION OF BIH, 2019*

1. PREDŠKOLSKO OBRAZOVANJE U FEDERACIJI BIH .....	9
<i>PRESCHOOL EDUCATION IN FEDERATION OF BIH</i>	
2. JAVNE I PRIVATNE PREDŠKOLSKE USTANOVE .....	11
<i>PUBLIC AND PRIVATE PRE-SCHOOL INSTITUTIONS</i>	
3. BROJ DJECE PREMA GODINAMA ROĐENJA I SPOLU .....	19
<i>CHILDREN BY THE AGE OF BIRTH AND SEX</i>	
4. BROJ DJECE PREMA UZRASTU I SPOLU, BROJ ODGOJNIH GRUPA .....	26
<i>NUMBER OF CHILDREN BY AGE AND SEX , NUMBER OF UPBRINGING GROUPS</i>	
5. DJECA PREMA ZAPOSLENOSTI RODITELJA .....	33
<i>CHILDREN BY PARENTS EMPLOYMENT</i>	
6. DJECA PREMA VISINI UPLATE BORAVKA .....	36
<i>CHILDREN ACCORDING TO THE AMONNT PAID STAY</i>	
7. DJECA - KORISNICI PREMA BROJU DJECE U PORODICI .....	39
<i>CHILDREN -USERS ACCORDING TO THE NUMBER OF CHILDREN IN FAMILY</i>	
8. BROJ ZAPOSLENIKA U PREDŠKOLSKIM USTANOVAMA .....	42
<i>NUMBER OF EMPLOYEES IN PRESCHOOL INSTITUTIONS</i>	
9. BROJ ZAPOSLENIKA U PREDŠKOLSKIM USTANOVAMA PREMA STAROSNIM GRUPAMA I POLU .....	45
<i>NUMBER OF EMPLOYEES IN PRE-SCHOOL INSTITUTIONS BY AGE GROUP AND SEX</i>	
10. DJECA PREMA ODGOJNIM GRUPAMA U JASLICAMA PREMA STAROSTI I SPOLU .....	51
<i>CHILDREN ACCORDING TO EDUCATION GROUPS IN THE CHILDERS CRECHES BY AGE AND SEX</i>	
11. BROJ ZAPOSLENIKA U ODGOJNIM GRUPAMA U JASLICAMA .....	53
<i>NUMBER OF EMPLOYEES IN EDUCATIONAL GROUPS IN NURSERIES</i>	



## METODOLOŠKA OBJAŠNJENJA

## EXPLANATION AND NOTES

<p>Cilj statistike predškolskog vaspitanja i obrazovanja jeste da obezbjedi podatke o broju i kapacitetu predškolskih ustanova broju vaspitnih grupa i zaposlenih koji provode program predškolskog vaspitanja i obrazovanja.</p>	<p><i>The objective of the statistics of preschool education is to provide data on the number and capacity of preschool institutions, number of educational groups and employees that realize preschool educational programme.</i></p>
<p>Ovim istraživanjem dobijaju se podaci o broju i vrsti predškolskih ustanova, obliku svojine, broju vaspitnih grupa, uzrastu i spolu djece, djeci - korisnicima prema broju djece u porodici, djeci prema zaposlenosti roditelja i zaposlenima prema starosti i spolu.</p>	<p><i>This survey provides data on the number and type of preschool establishments, form of ownership, number of educational groups, children s by age and sex, children - users by number of children in the family, children by employment of parents and employees by age and sex.</i></p>
<p>Podaci o boravku djece i vaspitno-obrazovnom radu sa djecom u predškolskim ustanovama prikupljaju se Godišnjim izvještajem za predškolske ustanove - obrazac PŠV.</p>	<p><i>Data on childrens stay and educational work with children in pre-school institutions are collected through the Annual report on pre-school institutions-form PŠV.</i></p>
<p>Godišnjim izvještajem obuhvaćene su javne i privatne predškolske ustanove, kao i druge ustanove u kojima se primjenjuju programi predškolskog vaspitanja i obrazovanja, na dan 1. oktobra 2018. godine.</p>	<p><i>Annual report covers public and private pre-school institutions, as well as other institutions which apply programmes of pre-school education, as on 1st October 2018.</i></p>
<p>Predškolsko vaspitanje i obrazovanje je djelatnost koja obuhvata vaspitanje i obrazovanje, njegu i zaštitu djece starosti od šest mjeseci do polaska u osnovnu školu i obavlja se u javnim i privatnim predškolskim ustanovama.</p>	<p><i>Pre-school upbringing and education is an activity that includes upbringing and education, care and protection of children from six months of age until the beginning of their school education. It is performed in public and private pre-school institutions.</i></p>
<p>Rad sa djecom u predškolskim ustanovama organizuje se u vaspitnim grupama prema uzrastu djece. Vaspitne grupe mogu biti jasličke, za djecu starosti od šest mjeseci do tri godine, vrtičke, za djecu starosti od tri godine do polaska u školu, i mješovite grupe za djecu različitog uzrasta.</p>	<p><i>Work with children in pre-school institutions is organised in educational groups by age of children. Educational groups can be creche groups for children from six months until three years of age, kindergarten groups for children from three years of age until the beginning of their school education, and mixed groups for children of various age.</i></p>
<p>Nova statistička metodologija u predškolskom obrazovanju je u skladu sa UOE metodologijom i ostalim EUROSTAT standardima u ovoj oblasti.</p>	<p><i>A new statistical methodology in the field of pre-school education complies with the UOE methodology and with other EUROSTATs standards in this field.</i></p>
<p>ISCED 2011-Međunarodna standardna klasifikacija obrazovanja koristi se prema preporuci UNESCO-a, OECD-a, EUROSTAT-a i drugih međunarodnih organizacija za prikazivanje svih podataka o obrazovanju i omogućuje usporedivost podataka o obrazovanju na međunarodnom nivou/razini.</p>	<p><i>ISCED 2011 - International Standard Classification of Education - is being used as recommended by UNESCO, OECD, EUROSTAT and other international organisations for presenting all data on education, enabling their comparasion on the international level.</i></p>
<p>Stupnjevi/stepeni obrazovanja, koji odgovaraju u školskom sistemu Federacije Bosne i Hercegovine su:</p>	<p><i>The levels of education in the Federation educational System are as follows:</i></p>
<p>ISCED 0 - rano djetinjstvo - obrazovni razvoj (u dobi od 0 do 2 godine) i predškolsko obrazovanje (namijenjen djeci u dobi od 3 godine do početka osnovnog obrazovanja)</p>	<p><i>ISCED 0 - Early childhood education</i></p>
<p>ISCED 1 - niže osnovno obrazovanje od I - IV razreda prema osmogodišnjem programu; odnosno od I - V razreda prema devetogodišnjem programu obrazovanja;</p>	<p><i>ISCED 1 - Primary education (first four - eight year school programme or first five - nine year school programme);</i></p>



ISCED 2 - više osnovno obrazovanje od V - VIII razreda prema osmogodišnjem programu; odnosno od VI - IX razreda prema devetogodišnjem programu obrazovanja;	<i>ISCED 2 - Lower secondary education (last four years of basic education);</i>
ISCED 3 - srednje obrazovanje;	<i>ISCED 3 - Upper secondary education;</i>
ISCED 4 - postsrednje obrazovanje koje nije visoko obrazovanje (specijalistički programi za odrasle)	<i>ISCED 4 - Post-secondary education non-tertiary education (specialized programs for adults)</i>
ISCED 5 - više obrazovanje po starom načinu studiranja (VI stepen)	<i>ISCED 5 - Short-cycle tertiary education</i>
ISCED 6 - VII stepen po starom programu studiranja (trajanje 4-5 godina), I ciklus po novom programu.	<i>ISCED 6 - Bachelor's or equivalent level</i>
ISCED 7 - visoko obrazovanje po starom programu VII stepen (trajanje 5-6 godina), II ciklus "master" po novom programu i integrirani I i II ciklus po novom programu.	<i>ISCED 7 - Master's or equivalent level</i>
ISCED 8 - naučni/znanstveni stepen - doktorat	<i>ISCED 8 - Doctoral or equivalent level</i>
Od školske 2014./2015. godine podaci o obrazovanju u FBiH su u skladu sa ISCED 2011 - Međunarodnom standardnom klasifikacijom obrazovanja.	Data on education in FB&H are in accordance with ISCED 2011 - International Standard Classification of Education from school year 2014/2015.
Detaljnije informacije se mogu naći na web stranici Federalnog zavoda za statistiku <a href="http://www.fzs.ba">http://www.fzs.ba</a> ili u biblioteci.	<i>More information can be found on the website of the Institute for statistics of FB&amp;H <a href="http://www.fzs.ba">http://www.fzs.ba</a>, or in the library of the Institute for statistics of FB&amp;H.</i>

#### ZNAKOVI

- nema pojave
- ... ne raspolaže se podatkom

#### SYMBOLS

- no appearance
- ... no available data

**1. PREDŠKOLSKO OBRAZOVANJE U FEDERACIJI BIH**  
**PRESCHOOL EDUCATION IN FEDERATION OF BIH**

	Broj predškolskih ustanova Number of pre-school institution	Broj djece u predškolskim ustanovama Number of children in pre-school institutions		Zaposleni u predškolskim ustanovama Employees in pre-school institutions		Broj jaslica Number of nurseries	Broj djece u odgojnim grupama u jaslicama Number of children in educational groups in nurseries		Zaposleni u u odgojnim grupama u jaslicama Number of employees in educational groups in nurseries	
		svega All	ženski Female	svega All	ženski Female		svega All	ženski Female	svega All	ženski Female
<b>FEDERACIJA BIH</b>										
<i>FEDERATION OF B&amp;H</i>										
2015./2016.	190	13268	6362	1777	1668	108	2030	975	288	278
2016./2017.	197	14405	6801	1895	1778	111	2291	1078	368	351
2017./2018.	197	15093	7243	1992	1868	112	2710	1297	372	361
2018./2019.	195	15722	7547	2074	1951	115	3111	1478	395	387
<b>2019./2020.</b>	<b>208</b>	<b>16756</b>	<b>8086</b>	<b>2307</b>	<b>2180</b>	<b>124</b>	<b>3249</b>	<b>1564</b>	<b>500</b>	<b>483</b>
<b>UNSKO-SANSKI KANTON</b>										
2015./2016.	16	1311	616	195	177	16	299	149	33	33
2016./2017.	16	1351	608	198	179	15	292	112	35	35
2017./2018.	16	1398	630	203	187	15	331	142	36	36
2018./2019.	16	1428	622	212	196	16	354	160	40	39
<b>2019./2020.</b>	<b>18</b>	<b>1453</b>	<b>647</b>	<b>226</b>	<b>211</b>	<b>17</b>	<b>335</b>	<b>159</b>	<b>38</b>	<b>37</b>
<b>KANTON POSAVSKI</b>										
2015./2016.	3	161	80	24	22	2	19	8	2	2
2016./2017.	3	160	77	26	24	2	19	5	13	12
2017./2018.	3	158	74	28	26	2	19	10	4	4
2018./2019.	3	165	89	28	26	2	26	13	7	7
<b>2019./2020.</b>	<b>3</b>	<b>179</b>	<b>96</b>	<b>30</b>	<b>27</b>	<b>3</b>	<b>36</b>	<b>23</b>	<b>20</b>	<b>17</b>
<b>TUZLANSKI KANTON</b>										
2015./2016.	23	2213	1026	238	218	13	301	142	25	25
2016./2017.	23	2337	1085	278	249	14	318	149	47	44
2017./2018.	23	2484	1195	304	271	13	384	195	42	40
2018./2019.	23	2492	1214	312	283	15	427	205	39	39
<b>2019./2020.</b>	<b>25</b>	<b>2627</b>	<b>1286</b>	<b>340</b>	<b>310</b>	<b>14</b>	<b>416</b>	<b>200</b>	<b>41</b>	<b>41</b>
<b>ZENIČKO-DOBOJSKI KANTON</b>										
2015./2016.	32	1594	759	244	231	25	319	171	49	47
2016./2017.	33	1893	925	258	247	24	474	259	65	63
2017./2018.	33	2017	1019	276	261	25	555	282	69	68
2018./2019.	31	2255	1129	288	274	22	581	279	64	64
<b>2019./2020.</b>	<b>30</b>	<b>2192</b>	<b>1070</b>	<b>302</b>	<b>289</b>	<b>21</b>	<b>549</b>	<b>254</b>	<b>83</b>	<b>80</b>
<b>BOSANSKO-PODRINJSKI KANTON</b>										
2015./2016.	2	141	74	28	25	-	-	-	-	-
2016./2017.	2	146	78	31	27	1	16	6	2	2
2017./2018.	2	155	71	33	28	1	18	5	2	2
2018./2019.	2	165	75	37	32	-	-	-	-	-
<b>2019./2020.</b>	<b>2</b>	<b>176</b>	<b>80</b>	<b>33</b>	<b>28</b>	<b>-</b>	<b>-</b>	<b>-</b>	<b>-</b>	<b>-</b>
<b>SREDNJOBOSANSKI KANTON</b>										
2015./2016.	17	889	442	128	121	11	161	80	25	25
2016./2017.	17	970	475	125	119	11	146	69	24	23
2017./2018.	17	1034	475	130	124	11	172	94	28	27
2018./2019.	16	1094	561	130	122	11	214	103	28	27
<b>2019./2020.</b>	<b>16</b>	<b>1210</b>	<b>603</b>	<b>139</b>	<b>131</b>	<b>11</b>	<b>249</b>	<b>129</b>	<b>36</b>	<b>35</b>

## 1. PREDŠKOLSKO OBRAZOVANJE U FEDERACIJI BIH

(nastavak)

PRESCHOOL EDUCATION IN FEDERATION OF BIH

(continued)

	Broj predškolskih ustanova Number of pre-school institution	Broj djece u predškolskim ustanovama Number of children in pre-school institutions		Zaposleni u predškolskim ustanovama Employees in pre-school institutions		Broj jaslica Number of nurseries	Broj djece u odgojnim grupama u jaslicama Number of children in educational groups in nurseries		Zaposleni u u odgojnim grupama u jaslicama Number of employees in educational groups in nurseries	
		svega All	ženski Female	svega All	ženski Female		svega All	ženski Female	svega All	ženski Female

## HERCEGOVAČKO-NERETVANSKI KANTON

2015./2016.	28	1975	976	252	241	12	242	110	39	38
2016./2017.	27	2100	1029	263	253	14	253	123	46	45
2017./2018.	27	2317	1180	280	270	13	294	147	61	60
2018./2019.	26	2519	1249	290	281	15	367	178	65	64
<b>2019./2020.</b>	<b>27</b>	<b>2418</b>	<b>1221</b>	<b>319</b>	<b>310</b>	<b>15</b>	<b>352</b>	<b>180</b>	<b>75</b>	<b>74</b>

## ZAPADNOHERCEGOVAČKI KANTON

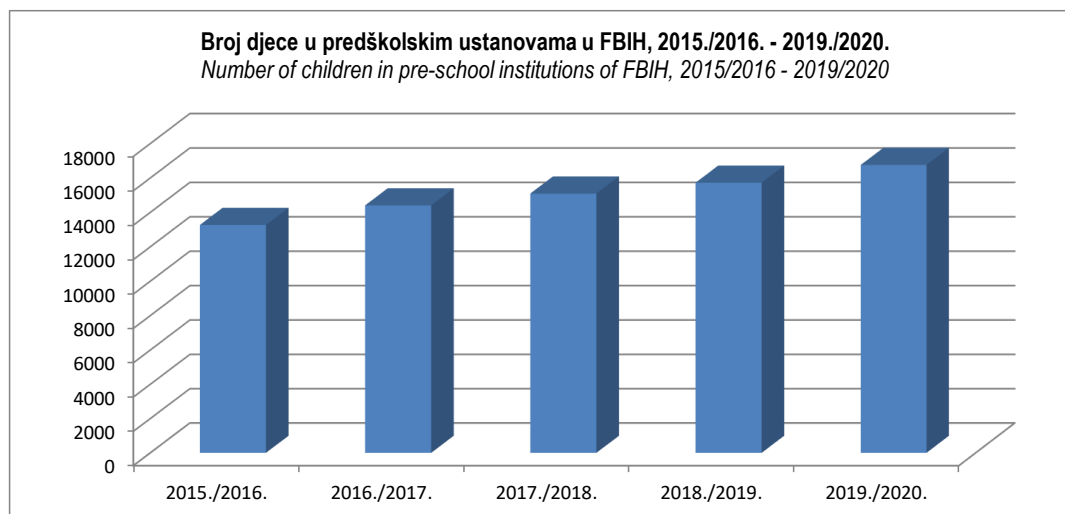
2015./2016.	12	738	373	98	95	7	106	54	23	22
2016./2017.	18	851	414	109	106	8	115	53	23	23
2017./2018.	17	901	457	110	107	9	160	77	29	28
2018./2019.	18	991	514	122	118	10	227	109	32	32
<b>2019./2020.</b>	<b>20</b>	<b>1110</b>	<b>539</b>	<b>140</b>	<b>137</b>	<b>11</b>	<b>209</b>	<b>97</b>	<b>35</b>	<b>34</b>

## KANTON SARAJEVO

2015./2016.	51	3856	1819	518	490	20	549	243	89	83
2016./2017.	52	4206	1908	553	523	20	605	276	109	100
2017./2018.	52	4221	1937	564	534	20	691	299	93	88
2018./2019.	53	4204	1893	592	560	21	823	379	112	107
<b>2019./2020.</b>	<b>61</b>	<b>5001</b>	<b>2356</b>	<b>725</b>	<b>687</b>	<b>29</b>	<b>1018</b>	<b>496</b>	<b>164</b>	<b>157</b>

## KANTON 10

2015./2016.	6	390	197	52	48	2	34	18	3	3
2016./2017.	6	391	202	54	51	2	53	26	4	4
2017./2018.	7	408	205	64	60	3	86	46	8	8
2018./2019.	7	409	201	63	59	3	92	52	8	8
<b>2019./2020.</b>	<b>6</b>	<b>390</b>	<b>188</b>	<b>53</b>	<b>50</b>	<b>3</b>	<b>85</b>	<b>26</b>	<b>8</b>	<b>8</b>



**2. JAVNE I PRIVATNE PREDŠKOLSKE USTANOVE**  
PUBLIC AND PRIVATE PRESCHOOL INSTITUTIONS

KANTONI I VRSTA SVOJINE  CANTONS AND TYPE OF OWNERSHIP	Broj ustanova  Number of institutions	Broj djece  Number of children		Od toga: djeca sa posebnim potrebama  Thereof: children with special needs		Zaposleni  Employees		Broj djece na jednog odgajatelja  Number of children per educator	Djeca koja nisu pri- mljena zbog popu- njenog kapaciteta  Children not enrolled due to lack of capacities
		svega All	ženski Female	svega All	ženski Female	svega All	ženski Female		

**FEDERACIJA BiH**

*FEDERATION B&H*

Ukupno / Total	208	16756	8086	312	94	2307	2180	14	2520
Javne / Public	114	10614	5118	229	72	1471	1393	14	1967
Privatne / Private	94	6142	2968	83	22	836	787	15	553

**UNSKO-SANSKI**

Ukupno / Total	18	1453	647	41	12	226	211	14	390
Javne / Public	9	1039	473	34	11	180	167	13	371
Privatne / Private	9	414	174	7	1	46	44	19	19

**Bosanska Krupa**

Ukupno / Total	2	130	52	7	4	21	20	13	32
Javne / Public	1	101	40	7	4	17	16	13	32
Privatne / Private	1	29	12	-	-	4	4	15	-

**Bosanski Petrovac**

Ukupno / Total	1	44	19	3	1	11	11	15	28
Javne / Public	1	44	19	3	1	11	11	15	28
Privatne / Private	-	-	-	-	-	-	-	-	-

**Bužim**

Ukupno / Total	1	52	31	1	-	9	6	13	-
Javne / Public	1	52	31	1	-	9	6	13	-
Privatne / Private	-	-	-	-	-	-	-	-	-

**Grad Bihać**

Ukupno / Total	7	600	257	17	2	85	80	15	53
Javne / Public	2	359	156	14	1	57	53	14	44
Privatne / Private	5	241	101	3	1	28	27	16	9

**Grad Cazin**

Ukupno / Total	2	213	110	4	-	28	27	16	156
Javne / Public	1	159	85	-	-	24	23	13	156
Privatne / Private	1	54	25	4	-	4	4	54	-

**Ključ**

Ukupno / Total	1	64	24	-	-	13	11	11	-
Javne / Public	1	64	24	-	-	13	11	11	-
Privatne / Private	-	-	-	-	-	-	-	-	-

**Sanski Most**

Ukupno / Total	1	151	70	8	4	27	26	15	11
Javne / Public	1	151	70	8	4	27	26	15	11
Privatne / Private	-	-	-	-	-	-	-	-	-

**Velika Kladuša**

Ukupno / Total	3	199	84	1	1	32	30	12	110
Javne / Public	1	109	48	1	1	22	21	9	100
Privatne / Private	2	90	36	-	-	10	9	23	10

## 2. JAVNE I PRIVATNE PREDŠKOLSKE USTANOVE

(nastavak)

## PUBLIC AND PRIVATE PRESCHOOL INSTITUTIONS

(continued)

KANTONI I VRSTA SVOJINE  CANTONS AND TYPE OF OWNERSHIP	Broj ustanova  Number of institutions	Broj djece  Number of children		Od toga: djeca sa posebnim potrebama  Thereof: children with special needs		Zaposleni  Employees		Broj djece na jednog odgajatelja  Number of children per educator	Djeca koja nisu pri- mljena zbog popu- njenog kapaciteta  Children not enrolled due to lack of capacities
		svoga All	ženski Female	svoga All	ženski Female	svoga All	ženski Female		
<b>POSAVSKI</b>									
Ukupno / Total	3	179	96	4	2	30	27	12	62
Javne / Public	3	179	96	4	2	30	27	12	62
Privatne / Private	-	-	-	-	-	-	-	-	-
<b>Domaljevac-Šamac</b>									
Ukupno / Total	1	31	23	1	1	5	5	16	9
Javne / Public	1	31	23	1	1	5	5	16	9
Privatne / Private	-	-	-	-	-	-	-	-	-
<b>Odžak</b>									
Ukupno / Total	1	71	28	2	1	9	8	18	13
Javne / Public	1	71	28	2	1	9	8	18	13
Privatne / Private	-	-	-	-	-	-	-	-	-
<b>Orašje</b>									
Ukupno / Total	1	77	45	1	-	16	14	9	40
Javne / Public	1	77	45	1	-	16	14	9	40
Privatne / Private	-	-	-	-	-	-	-	-	-
<b>TUZLANSKI</b>									
Ukupno / Total	25	2627	1286	9	1	340	310	15	211
Javne / Public	20	2247	1090	7	1	291	267	15	188
Privatne / Private	5	380	196	2	-	49	43	17	23
<b>Banovići</b>									
Ukupno / Total	1	118	62	-	-	16	15	13	25
Javne / Public	1	118	62	-	-	16	15	13	25
Privatne / Private	-	-	-	-	-	-	-	-	-
<b>Doboj Istok</b>									
Ukupno / Total	1	58	25	-	-	10	10	15	-
Javne / Public	1	58	25	-	-	10	10	15	-
Privatne / Private	-	-	-	-	-	-	-	-	-
<b>Gračanica</b>									
Ukupno / Total	4	239	107	2	-	35	32	13	33
Javne / Public	3	210	95	2	-	27	25	14	33
Privatne / Private	1	29	12	-	-	8	7	10	-
<b>Gradačac</b>									
Ukupno / Total	1	263	132	2	1	27	26	19	-
Javne / Public	1	263	132	2	1	27	26	19	-
Privatne / Private	-	-	-	-	-	-	-	-	-
<b>Grad Tuzla</b>									
Ukupno / Total	12	1349	663	2	-	167	151	16	23
Javne / Public	10	1076	518	-	-	135	123	16	-
Privatne / Private	2	273	145	2	-	32	28	18	23
<b>Kladanj</b>									
Ukupno / Total	1	30	16	-	-	4	4	30	-
Javne / Public	1	30	16	-	-	4	4	30	-
Privatne / Private	-	-	-	-	-	-	-	-	-

## 2. JAVNE I PRIVATNE PREDŠKOLSKE USTANOVE

(nastavak)

## PUBLIC AND PRIVATE PRESCHOOL INSTITUTIONS

(continued)

KANTONI I VRSTA SVOJINE  CANTONS AND TYPE OF OWNERSHIP	Broj ustanova  Number of institutions	Broj djece  Number of children		Od toga: djeca sa posebnim potrebama  Thereof: children with special needs		Zaposleni  Employees		Broj djece na jednog odgajatelja  Number of children per educator	Djeca koja nisu pri- mljena zbog popu- njenog kapaciteta  Children not enrolled due to lack of capacities
		svoga All	ženski Female	svoga All	ženski Female	svoga All	ženski Female		
<b>Lukavac</b>									
Ukupno / Total	1	134	64	-	-	20	17	15	130
Javne / Public	1	134	64	-	-	20	17	15	130
Privatne / Private	-	-	-	-	-	-	-	-	-
<b>Srebrenik</b>									
Ukupno / Total	1	114	53	3	-	16	14	16	-
Javne / Public	1	114	53	3	-	16	14	16	-
Privatne / Private	-	-	-	-	-	-	-	-	-
<b>Živinice</b>									
Ukupno / Total	3	322	164	-	-	45	41	12	-
Javne / Public	1	244	125	-	-	36	33	11	-
Privatne / Private	2	78	39	-	-	9	8	20	-
<b>ZENIČKO - DOBOJSKI</b>									
Ukupno / Total	30	2192	1070	47	11	302	289	16	347
Javne / Public	13	1232	610	40	9	183	175	16	314
Privatne / Private	17	960	460	7	2	119	114	17	33
<b>Breza</b>									
Ukupno / Total	1	95	53	-	-	12	11	14	-
Javne / Public	1	95	53	-	-	12	11	14	-
Privatne / Private	-	-	-	-	-	-	-	-	-
<b>Grad Zenica</b>									
Ukupno / Total	14	975	471	46	10	132	129	17	24
Javne / Public	7	528	260	39	8	78	77	18	-
Privatne / Private	7	447	211	7	2	54	52	16	24
<b>Kakanj</b>									
Ukupno / Total	1	196	103	1	1	28	27	14	119
Javne / Public	1	196	103	1	1	28	27	14	119
Privatne / Private	-	-	-	-	-	-	-	-	-
<b>Maglaj</b>									
Ukupno / Total	2	141	65	-	-	19	18	14	25
Javne / Public	1	101	45	-	-	15	14	14	25
Privatne / Private	1	40	20	-	-	4	4	13	-
<b>Tešanj</b>									
Ukupno / Total	7	370	174	-	-	47	46	21	-
Javne / Public	-	-	-	-	-	-	-	-	-
Privatne / Private	7	370	174	-	-	47	46	21	-
<b>Vareš</b>									
Ukupno / Total	1	23	9	-	-	5	5	23	-
Javne / Public	1	23	9	-	-	5	5	23	-
Privatne / Private	-	-	-	-	-	-	-	-	-
<b>Visoko</b>									
Ukupno / Total	1	175	87	-	-	27	25	13	170
Javne / Public	1	175	87	-	-	27	25	13	170
Privatne / Private	-	-	-	-	-	-	-	-	-

## 2. JAVNE I PRIVATNE PREDŠKOLSKE USTANOVE

(nastavak)

PUBLIC AND PRIVATE PRESCHOOL INSTITUTIONS

(continued)

KANTONI I VRSTA SVOJINE  CANTONS AND TYPE OF OWNERSHIP	Broj ustanova  Number of institutions	Broj djece  Number of children		Od toga: djeca sa posebnim potrebama <i>Thereof: children with special needs</i>		Zaposleni  Employees		Broj djece na jednog odgajatelja  Number of children per educator	Djeca koja nisu pri- mljena zbog popu- njenog kapaciteta  Children not enrolled due to lack of capacities
		svoga All	ženski Female	svoga All	ženski Female	svoga All	ženski Female		
<b>Zavidovići</b>									
Ukupno / Total	1	114	53	-	-	18	16	19	-
Javne / Public	1	114	53	-	-	18	16	19	-
Privatne / Private	-	-	-	-	-	-	-	-	-
<b>Žepče</b>									
Ukupno / Total	2	103	55	-	-	14	12	15	9
Javne / Public	-	-	-	-	-	-	-	-	-
Privatne / Private	2	103	55	-	-	14	12	15	9
<b>BOSANSKO-PODRINJSKI</b>									
Ukupno / Total	2	176	80	4	-	33	28	13	151
Javne / Public	1	121	52	2	-	23	19	12	46
Privatne / Private	1	55	28	2	-	10	9	14	105
<b>Grad Gorazde</b>									
Ukupno / Total	2	176	80	4	-	33	28	13	151
Javne / Public	1	121	52	2	-	23	19	12	46
Privatne / Private	1	55	28	2	-	10	9	14	105
<b>SREDNJOBOSANSKI</b>									
Ukupno / Total	16	1210	603	13	3	139	131	17	103
Javne / Public	8	826	415	11	3	88	82	18	91
Privatne / Private	8	384	188	2	-	51	49	14	12
<b>Bugojno</b>									
Ukupno / Total	2	193	89	3	1	17	14	24	10
Javne / Public	1	172	79	3	1	13	11	29	10
Privatne / Private	1	21	10	-	-	4	3	11	-
<b>Busovača</b>									
Ukupno / Total	1	45	18	2	-	6	6	23	-
Javne / Public	-	-	-	-	-	-	-	-	-
Privatne / Private	1	45	18	2	-	6	6	23	-
<b>Donji Vakuf</b>									
Ukupno / Total	1	56	26	-	-	3	3	28	-
Javne / Public	1	56	26	-	-	3	3	28	-
Privatne / Private	-	-	-	-	-	-	-	-	-
<b>Fojnica</b>									
Ukupno / Total	1	48	21	-	-	6	5	24	5
Javne / Public	1	48	21	-	-	6	5	24	5
Privatne / Private	-	-	-	-	-	-	-	-	-
<b>Jajce</b>									
Ukupno / Total	1	107	52	2	-	15	14	18	66
Javne / Public	1	107	52	2	-	15	14	18	66
Privatne / Private	-	-	-	-	-	-	-	-	-
<b>Kiseljak</b>									
Ukupno / Total	2	178	93	-	-	18	18	14	-
Javne / Public	-	-	-	-	-	-	-	-	-
Privatne / Private	2	178	93	-	-	18	18	14	-

## 2. JAVNE I PRIVATNE PREDŠKOLSKE USTANOVE

(nastavak)

## PUBLIC AND PRIVATE PRESCHOOL INSTITUTIONS

(continued)

KANTONI I VRSTA SVOJINE  CANTONS AND TYPE OF OWNERSHIP	Broj ustanova  Number of institutions	Broj djece  Number of children		Od toga: djeca sa posebnim potrebama  Thereof: children with special needs		Zaposleni  Employees		Broj djece na jednog odgajatelja  Number of children per educator	Djeca koja nisu pri- mljena zbog popu- njenog kapaciteta  Children not enrolled due to lack of capacities
		svoga All	ženski Female	svoga All	ženski Female	svoga All	ženski Female		
<b>Kreševo</b>									
Ukupno / Total	1	42	18	1	-	6	6	14	-
Javne / Public	1	42	18	1	-	6	6	14	-
Privatne / Private	-	-	-	-	-	-	-	-	-
<b>Novi Travnik</b>									
Ukupno / Total	3	182	80	5	2	26	25	17	12
Javne / Public	1	98	45	5	2	10	10	25	-
Privatne / Private	2	84	35	-	-	16	15	12	12
<b>Travnik</b>									
Ukupno / Total	3	231	131	-	-	28	26	14	10
Javne / Public	1	175	99	-	-	21	19	13	10
Privatne / Private	2	56	32	-	-	7	7	14	-
<b>Vitez</b>									
Ukupno / Total	1	128	75	-	-	14	14	14	-
Javne / Public	1	128	75	-	-	14	14	14	-
Privatne / Private	-	-	-	-	-	-	-	-	-
<b>HERCEGOVAČKO - NERETVANSKI</b>									
Ukupno / Total	27	2418	1221	63	18	319	310	13	237
Javne / Public	19	1390	711	41	11	208	204	12	128
Privatne / Private	8	1028	510	22	7	111	106	15	109
<b>Čapljina</b>									
Ukupno / Total	1	136	95	4	-	31	29	7	69
Javne / Public	1	136	95	4	-	31	29	7	69
Privatne / Private	-	-	-	-	-	-	-	-	-
<b>Čitluk</b>									
Ukupno / Total	2	280	132	16	7	34	33	13	3
Javne / Public	1	133	59	-	-	14	14	13	3
Privatne / Private	1	147	73	16	7	20	19	12	-
<b>Grad Mostar</b>									
Ukupno / Total	18	1597	796	39	9	194	189	14	142
Javne / Public	12	760	385	33	9	109	108	13	43
Privatne / Private	6	837	411	6	-	85	81	16	99
<b>Jablanica</b>									
Ukupno / Total	1	66	27	-	-	8	8	17	-
Javne / Public	1	66	27	-	-	8	8	17	-
Privatne / Private	-	-	-	-	-	-	-	-	-
<b>Konjic</b>									
Ukupno / Total	2	100	53	-	-	16	15	10	10
Javne / Public	1	56	27	-	-	10	9	11	-
Privatne / Private	1	44	26	-	-	6	6	9	10
<b>Neum</b>									
Ukupno / Total	1	80	42	-	-	12	12	13	-
Javne / Public	1	80	42	-	-	12	12	13	-
Privatne / Private	-	-	-	-	-	-	-	-	-



## 2. JAVNE I PRIVATNE PREDŠKOLSKE USTANOVE

(nastavak)

## PUBLIC AND PRIVATE PRESCHOOL INSTITUTIONS

(continued)

KANTONI I VRSTA SVOJINE  CANTONS AND TYPE OF OWNERSHIP	Broj ustanova  Number of institutions	Broj djece  Number of children		Od toga: djeca sa posebnim potrebama  Thereof: children with special needs		Zaposleni  Employees		Broj djece na jednog odgajatelja  Number of children per educator	Djeca koja nisu pri- mljena zbog popu- njenog kapaciteta  Children not enrolled due to lack of capacities
		svoga <i>All</i>	ženski <i>Female</i>	svoga <i>All</i>	ženski <i>Female</i>	svoga <i>All</i>	ženski <i>Female</i>		
<b>Prozor</b>									
Ukupno / Total	1	80	33	1	1	14	14	13	13
Javne / Public	1	80	33	1	1	14	14	13	13
Privatne / Private	-	-	-	-	-	-	-	-	-
<b>Stolac</b>									
Ukupno / Total	1	79	43	3	1	10	10	13	-
Javne / Public	1	79	43	3	1	10	10	13	-
Privatne / Private	-	-	-	-	-	-	-	-	-
<b>ZAPADNO- HERCEGOVAČKI</b>									
Ukupno / Total	20	1110	539	31	13	140	137	12	118
Javne / Public	4	453	206	19	9	69	67	11	12
Privatne / Private	16	657	333	12	4	71	70	13	106
<b>Grad Široki Brijeg</b>									
Ukupno / Total	7	432	210	13	5	57	57	11	51
Javne / Public	1	173	80	11	4	25	25	11	10
Privatne / Private	6	259	130	2	1	32	32	11	41
<b>Grude</b>									
Ukupno / Total	4	181	82	4	1	21	21	14	27
Javne / Public	1	108	44	3	-	14	14	14	-
Privatne / Private	3	73	38	1	1	7	7	15	27
<b>Ljubuški</b>									
Ukupno / Total	6	261	137	13	6	33	31	12	8
Javne / Public	1	81	39	5	5	17	15	8	-
Privatne / Private	5	180	98	8	1	16	16	15	8
<b>Posušje</b>									
Ukupno / Total	3	236	110	1	1	29	28	12	32
Javne / Public	1	91	43	-	-	13	13	10	2
Privatne / Private	2	145	67	1	1	16	15	15	30
<b>KANTON SARAJEVO</b>									
Ukupno / Total	61	5001	2356	88	31	725	687	14	765
Javne / Public	33	2827	1325	69	26	358	346	13	674
Privatne / Private	28	2174	1031	19	5	367	341	15	91
<b>Centar Sarajevo</b>									
Ukupno / Total	14	801	386	15	9	111	107	15	156
Javne / Public	7	447	213	10	7	54	54	14	156
Privatne / Private	7	354	173	5	2	57	53	16	-
<b>Hadžići</b>									
Ukupno / Total	2	139	71	-	-	17	17	17	-
Javne / Public	1	76	35	-	-	9	9	13	-
Privatne / Private	1	63	36	-	-	8	8	32	-

## 2. JAVNE I PRIVATNE PREDŠKOLSKE USTANOVE

(nastavak)

## PUBLIC AND PRIVATE PRESCHOOL INSTITUTIONS

(continued)

KANTONI I VRSTA SVOJINE  CANTONS AND TYPE OF OWNERSHIP	Broj ustanova  Number of institutions	Broj djece  Number of children		Od toga: djeca sa posebnim potrebama  Thereof: children with special needs		Zaposleni  Employees		Broj djece na jednog odgajatelja  Number of children per educator	Djeca koja nisu pri- mljena zbog popu- njenog kapaciteta  Children not enrolled due to lack of capacities
		svega All	ženski Female	svega All	ženski Female	svega All	ženski Female		
<b>Ilidža</b>									
Ukupno / Total	7	501	230	2	-	86	79	17	51
Javne / Public	2	100	41	-	-	12	11	14	51
Privatne / Private	5	401	189	2	-	74	68	17	-
<b>Ilijaš</b>									
Ukupno / Total	2	211	84	4	2	29	28	10	4
Javne / Public	1	66	27	1	1	10	9	13	1
Privatne / Private	1	145	57	3	1	19	19	9	3
<b>Novi Grad Sarajevo</b>									
Ukupno / Total	14	1247	606	23	7	179	165	14	309
Javne / Public	9	896	421	21	7	125	116	14	244
Privatne / Private	5	351	185	2	-	54	49	16	65
<b>Novo Sarajevo</b>									
Ukupno / Total	11	1352	633	14	5	187	178	14	152
Javne / Public	6	729	351	8	3	80	79	14	149
Privatne / Private	5	623	282	6	2	107	99	14	3
<b>Stari Grad Sarajevo</b>									
Ukupno / Total	8	459	215	28	6	76	74	12	63
Javne / Public	6	399	187	27	6	55	55	11	63
Privatne / Private	2	60	28	1	-	21	19	15	-
<b>Vogošća</b>									
Ukupno / Total	3	291	131	2	2	40	39	13	30
Javne / Public	1	114	50	2	2	13	13	13	10
Privatne / Private	2	177	81	-	-	27	26	13	20
<b>KANTON 10</b>									
Ukupno / Total	6	390	188	12	3	53	50	14	136
Javne / Public	4	300	140	2	-	41	39	14	81
Privatne / Private	2	90	48	10	3	12	11	15	55
<b>Glamoč</b>									
Ukupno / Total	1	32	17	1	-	4	4	16	7
Javne / Public	1	32	17	1	-	4	4	16	7
Privatne / Private	-	-	-	-	-	-	-	-	-
<b>Grad Livno</b>									
Ukupno / Total	3	228	116	11	3	33	30	12	89
Javne / Public	1	138	68	1	-	21	19	11	34
Privatne / Private	2	90	48	10	3	12	11	15	55
<b>Kupres</b>									
Ukupno / Total	1	24	10	-	-	4	4	12	-
Javne / Public	1	24	10	-	-	4	4	12	-
Privatne / Private	-	-	-	-	-	-	-	-	-

## 2. JAVNE I PRIVATNE PREDŠKOLSKE USTANOVE

(nastavak)

## PUBLIC AND PRIVATE PRESCHOOL INSTITUTIONS

(continued)

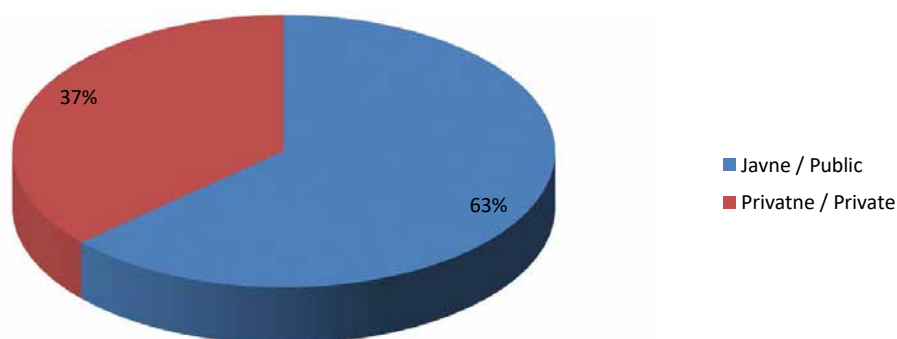
KANTONI I VRSTA SVOJINE  CANTONS AND TYPE OF OWNERSHIP	Broj ustanova  Number of institutions	Broj djece  Number of children		Od toga: djeca sa posebnim potrebama  Thereof: children with special needs		Zaposleni  Employees		Broj djece na jednog odgajatelja  Number of children per educator	Djeca koja nisu pri- mljena zbog popu- njenog kapaciteta  Children not enrolled due to lack of capacities
		svega All	ženski Female	svega All	ženski Female	svega All	ženski Female		

## Tomislavgrad

Ukupno / Total	1	106	45	-	-	12	12	27	40
Javne / Public	1	106	45	-	-	12	12	27	40
Privatne / Private	-	-	-	-	-	-	-	-	-

## Djeca u predškolskom obrazovanju prema vrsti predškolske ustanove, 2019./2020.

Children in preschool education by type of preschool institutions, 2019/2020



### 3. DJECE PREMA GODINAMA ROĐENJA I SPOLU

CHILDREN BY THE AGE OF BIRTH AND SEX

KANTONI CANTONS	Ukupno Total	Godina rođenja Year of birth						
		2013 i ranije 2013 and earlier	2014	2015	2016	2017	2018	2019
<b>FEDERACIJA BiH</b>								
<i>FEDERATION B&amp;H</i>								
Svega / All	16756	1929	4396	4035	3237	2099	1047	13
Djevojčice / Girls	8086	874	2110	1995	1587	1013	503	4
<b>UNSKO-SANSKI</b>								
Svega / All	1453	69	376	353	307	222	126	-
Djevojčice / Girls	647	22	172	149	141	108	55	-
<b>Bosanska Krupa</b>								
Svega / All	130	10	38	23	26	24	9	-
Djevojčice / Girls	52	4	18	8	8	9	5	-
<b>Bosanski Petrovac</b>								
Svega / All	44	2	14	8	7	6	7	-
Djevojčice / Girls	19	-	6	4	4	3	2	-
<b>Bužim</b>								
Svega / All	52	4	13	13	12	9	1	-
Djevojčice / Girls	31	1	8	7	8	6	1	-
<b>Grad Bihać</b>								
Svega / All	600	33	149	154	131	81	52	-
Djevojčice / Girls	257	9	65	61	58	38	26	-
<b>Grad Cazin</b>								
Svega / All	213	10	56	54	50	30	13	-
Djevojčice / Girls	110	5	27	32	26	17	3	-
<b>Ključ</b>								
Svega / All	64	1	18	21	12	11	1	-
Djevojčice / Girls	24	-	5	5	5	9	-	-
<b>Sanski Most</b>								
Svega / All	151	8	38	37	34	15	19	-
Djevojčice / Girls	70	3	22	14	15	7	9	-
<b>Velika Kladuša</b>								
Svega / All	199	1	50	43	35	46	24	-
Djevojčice / Girls	84	-	21	18	17	19	9	-
<b>POSAVSKI</b>								
Svega / All	179	20	56	38	29	22	14	-
Djevojčice / Girls	96	9	26	23	14	16	8	-

## 3. DJECE PREMA GODINAMA ROĐENJA I SPOLU

(nastavak)

CHILDREN BY THE AGE OF BIRTH AND SEX

(continued)

KANTONI CANTONS	Ukupno Total	Godina rođenja Year of birth						
		2013 i ranije 2013 and earlier	2014	2015	2016	2017	2017	2019
<b>Domaljevac-Šamac</b>								
Svega / All	31	4	5	9	5	4	4	-
Djevojčice / Girls	23	4	3	7	4	2	3	-
<b>Odžak</b>								
Svega / All	71	14	22	15	9	8	3	-
Djevojčice / Girls	28	4	9	6	2	6	1	-
<b>Orašje</b>								
Svega / All	77	2	29	14	15	10	7	-
Djevojčice / Girls	45	1	14	10	8	8	4	-
<b>TUZLANSKI</b>								
Svega / All	2627	574	604	574	435	311	127	2
Djevojčice / Girls	1286	272	297	298	213	137	69	-
<b>Banovići</b>								
Svega / All	118	29	28	28	19	14	-	-
Djevojčice / Girls	62	13	12	22	9	6	-	-
<b>Doboj Istok</b>								
Svega / All	58	1	14	15	11	11	6	-
Djevojčice / Girls	25	-	7	6	6	4	2	-
<b>Gračanica</b>								
Svega / All	239	17	65	56	50	37	14	-
Djevojčice / Girls	107	4	29	24	26	18	6	-
<b>Gradačac</b>								
Svega / All	263	54	65	61	30	33	20	-
Djevojčice / Girls	132	25	33	36	15	13	10	-
<b>Grad Tuzla</b>								
Svega / All	1349	342	298	307	216	132	53	1
Djevojčice / Girls	663	169	141	158	108	61	26	-
<b>Kladanj</b>								
Svega / All	30	12	6	5	5	2	-	-
Djevojčice / Girls	16	4	5	1	4	2	-	-
<b>Lukavac</b>								
Svega / All	134	45	26	23	22	12	6	-
Djevojčice / Girls	64	23	12	8	9	7	5	-

## 3. DJECE PREMA GODINAMA ROĐENJA I SPOLU

(nastavak)

CHILDREN BY THE AGE OF BIRTH AND SEX

(continued)

KANTONI CANTONS	Ukupno Total	Godina rođenja Year of birth						
		2013 i ranije 2013 and earlier	2014	2015	2016	2017	2017	2019
<b>Srebrenik</b>								
Svega / All	114	31	34	10	18	13	8	-
Djevojčice / Girls	53	12	19	4	7	8	3	-
<b>Živinice</b>								
Svega / All	322	43	68	69	64	57	20	1
Djevojčice / Girls	164	22	39	39	29	18	17	-
<b>ZENIČKO - DOBOJSKI</b>								
Svega / All	2192	329	561	485	363	280	174	-
Djevojčice / Girls	1070	146	281	242	192	123	86	-
<b>Breza</b>								
Svega / All	95	3	32	20	23	13	4	-
Djevojčice / Girls	53	3	19	12	10	8	1	-
<b>Grad Zenica</b>								
Svega / All	975	198	219	220	149	114	75	-
Djevojčice / Girls	471	90	99	114	73	50	45	-
<b>Kakanj</b>								
Svega / All	196	23	74	39	31	21	8	-
Djevojčice / Girls	103	9	41	20	20	11	2	-
<b>Maglaj</b>								
Svega / All	141	19	21	33	32	20	16	-
Djevojčice / Girls	65	9	10	19	15	5	7	-
<b>Tešanj</b>								
Svega / All	370	43	81	60	77	68	41	-
Djevojčice / Girls	174	17	38	25	46	26	22	-
<b>Vareš</b>								
Svega / All	23	-	12	8	2	1	-	-
Djevojčice / Girls	9	-	4	3	1	1	-	-
<b>Visoko</b>								
Svega / All	175	11	60	53	12	22	17	-
Djevojčice / Girls	87	-	37	20	12	13	5	-
<b>Zavidovići</b>								
Svega / All	114	20	30	21	18	12	13	-
Djevojčice / Girls	53	8	15	13	10	3	4	-
<b>Žepče</b>								
Svega / All	103	12	32	31	19	9	-	-
Djevojčice / Girls	55	10	18	16	5	6	-	-

## 3. DJECE PREMA GODINAMA ROĐENJA I SPOLU

(nastavak)

CHILDREN BY THE AGE OF BIRTH AND SEX

(continued)

KANTONI CANTONS	Ukupno Total	Godina rođenja Year of birth						
		2013 i ranije 2013 and earlier	2014	2015	2016	2017	2017	2019
<b>BOSANSKO-PODRINJSKI</b>								
Svega / All	176	1	79	55	41	-	-	-
Djevojčice / Girls	80	-	38	26	16	-	-	-
<b>Grad Gorazde</b>								
Svega / All	176	1	79	55	41	-	-	-
Djevojčice / Girls	80	-	38	26	16	-	-	-
<b>SREDNJOBOSANSKI</b>								
Svega / All	1210	158	277	318	228	166	60	3
Djevojčice / Girls	603	85	134	150	119	86	28	1
<b>Bugojno</b>								
Svega / All	193	33	37	61	28	16	16	2
Djevojčice / Girls	89	15	15	19	16	15	8	1
<b>Busovača</b>								
Svega / All	45	6	11	13	8	6	1	-
Djevojčice / Girls	18	1	4	6	4	2	1	-
<b>Donji Vakuf</b>								
Svega / All	56	11	10	22	13	-	-	-
Djevojčice / Girls	26	7	4	10	5	-	-	-
<b>Fojnica</b>								
Svega / All	48	5	13	14	11	5	-	-
Djevojčice / Girls	21	2	3	8	5	3	-	-
<b>Jajce</b>								
Svega / All	107	6	29	29	30	13	-	-
Djevojčice / Girls	52	1	15	17	12	7	-	-
<b>Kiseljak</b>								
Svega / All	178	21	34	34	33	41	14	1
Djevojčice / Girls	93	12	22	18	18	18	5	-
<b>Kreševo</b>								
Svega / All	42	4	12	8	8	9	1	-
Djevojčice / Girls	18	2	4	1	6	5	-	-
<b>Novi Travnik</b>								
Svega / All	182	15	45	47	29	27	19	-
Djevojčice / Girls	80	6	20	20	14	9	11	-
<b>Travnik</b>								
Svega / All	231	36	56	59	46	25	9	-
Djevojčice / Girls	131	25	26	31	28	18	3	-

## 3. DJECE PREMA GODINAMA ROĐENJA I SPOLU

(nastavak)

CHILDREN BY THE AGE OF BIRTH AND SEX

(continued)

KANTONI CANTONS	Ukupno Total	Godina rođenja Year of birth						
		2013 i ranije 2013 and earlier	2014	2015	2016	2017	2017	2019
<b>Vitez</b>								
Svega / All	128	21	30	31	22	24	-	-
Djevojčice / Girls	75	14	21	20	11	9	-	-
<b>HERCEGOVAČKO - NERETVANSKI</b>								
Svega / All	2418	269	690	650	463	238	103	5
Djevojčice / Girls	1221	113	362	332	243	118	50	3
<b>Čapljina</b>								
Svega / All	136	12	28	48	27	15	6	-
Djevojčice / Girls	95	9	20	31	19	13	3	-
<b>Čitluk</b>								
Svega / All	280	15	81	70	63	37	14	-
Djevojčice / Girls	132	4	45	25	29	23	6	-
<b>Grad Mostar</b>								
Svega / All	1597	194	466	405	291	164	72	5
Djevojčice / Girls	796	76	244	212	157	70	34	3
<b>Jablanica</b>								
Svega / All	66	10	24	18	14	-	-	-
Djevojčice / Girls	27	6	8	6	7	-	-	-
<b>Konjic</b>								
Svega / All	100	10	28	42	18	2	-	-
Djevojčice / Girls	53	5	16	20	10	2	-	-
<b>Neum</b>								
Svega / All	80	8	26	23	23	-	-	-
Djevojčice / Girls	42	4	12	15	11	-	-	-
<b>Prozor</b>								
Svega / All	80	9	15	24	15	11	6	-
Djevojčice / Girls	33	4	4	10	6	6	3	-
<b>Stolac</b>								
Svega / All	79	11	22	20	12	9	5	-
Djevojčice / Girls	43	5	13	13	4	4	4	-
<b>ZAPADNOHERCEGOVAČKI</b>								
Svega / All	1110	88	308	243	221	171	79	-
Djevojčice / Girls	539	49	136	126	108	84	36	-



## 3. DJECE PREMA GODINAMA ROĐENJA I SPOLU

(nastavak)

CHILDREN BY THE AGE OF BIRTH AND SEX

(continued)

KANTONI CANTONS	Ukupno Total	Godina rođenja Year of birth						
		2013 i ranije 2013 and earlier	2014	2015	2016	2017	2017	2019
<b>Grad Široki Brijeg</b>								
Svega / All	432	37	117	88	89	67	34	-
Djevojčice / Girls	210	22	54	47	40	34	13	-
<b>Grude</b>								
Svega / All	181	15	54	41	29	36	6	-
Djevojčice / Girls	82	10	21	20	12	16	3	-
<b>Ljubuški</b>								
Svega / All	261	15	75	52	60	36	23	-
Djevojčice / Girls	137	9	36	29	34	18	11	-
<b>Posušje</b>								
Svega / All	236	21	62	62	43	32	16	-
Djevojčice / Girls	110	8	25	30	22	16	9	-
<b>KANTON SARAJEVO</b>								
Svega / All	5001	406	1334	1222	1080	614	342	3
Djevojčice / Girls	2356	168	614	588	504	318	164	-
<b>Centar Sarajevo</b>								
Svega / All	801	59	243	216	167	80	35	1
Djevojčice / Girls	386	27	123	106	73	34	23	-
<b>Hadžići</b>								
Svega / All	139	22	31	35	27	20	4	-
Djevojčice / Girls	71	15	15	20	8	11	2	-
<b>Iliđža</b>								
Svega / All	501	64	116	97	119	63	42	-
Djevojčice / Girls	230	24	50	44	62	30	20	-
<b>Ilijaš</b>								
Svega / All	211	15	58	57	40	24	17	-
Djevojčice / Girls	84	3	27	24	16	5	9	-
<b>Novi Grad Sarajevo</b>								
Svega / All	1247	121	364	320	235	152	55	-
Djevojčice / Girls	606	52	147	158	121	97	31	-
<b>Novo Sarajevo</b>								
Svega / All	1352	74	338	323	321	166	128	2
Djevojčice / Girls	633	25	161	163	139	89	56	-
<b>Stari Grad Sarajevo</b>								
Svega / All	459	37	121	95	117	62	27	-
Djevojčice / Girls	215	12	56	43	60	32	12	-

## 3. DJECE PREMA GODINAMA ROĐENJA I SPOLU

(nastavak)

CHILDREN BY THE AGE OF BIRTH AND SEX

(continued)

KANTONI CANTONS	Ukupno Total	Godina rođenja Year of birth						
		2013 i ranije 2013 and earlier	2014	2015	2016	2017	2017	2019
<b>Vogošća</b>								
Svega / All	291	14	63	79	54	47	34	-
Djevojčice / Girls	131	10	35	30	25	20	11	-
<b>KANTON 10</b>								
Svega / All	390	15	111	97	70	75	22	-
Djevojčice / Girls	188	10	50	61	37	23	7	-
<b>Glamoč</b>								
Svega / All	32	2	10	6	7	7	-	-
Djevojčice / Girls	17	1	5	5	4	2	-	-
<b>Grad Livno</b>								
Svega / All	228	11	76	60	35	32	14	-
Djevojčice / Girls	116	8	34	40	21	10	3	-
<b>Kupres</b>								
Svega / All	24	-	6	4	7	7	-	-
Djevojčice / Girls	10	-	1	2	4	3	-	-
<b>Tomislavgrad</b>								
Svega / All	106	2	19	27	21	29	8	-
Djevojčice / Girls	45	1	10	14	8	8	4	-

**4. BROJ DJECE PREMA UZRASTU I SPOLU I BROJ ODGOJNIH GRUPA**
*NUMBER OF CHILDREN BY AGE AND SEX, NUMBER OF EDUCATIONAL GROUPS*

KANTONI CANTONS	Ukupno Total	do 3 god. Under 3 year	3 - 4 god. 3 - 4 year	4 - 5 god. 4 - 5 year	5 - 6 god. 5 - 6 year	Mješovite grupe od 3. do 6. god. Mixed groups of 3-6 years	Broj odgojnih grupa Number of educational groups
<b>FEDERACIJA BIH</b>							
<i>FEDERATION B&amp;H</i>							
Svega / All	16756	3535	2664	2962	3942	3653	708
Djevojčice / Girls	8086	1703	1338	1404	1816	1825	-
<b>UNSKO-SANSKI</b>							
Svega / All	1453	355	282	223	339	254	74
Djevojčice / Girls	647	165	141	94	144	103	-
<b>Bosanska Krupa</b>							
Svega / All	130	42	15	23	32	18	7
Djevojčice / Girls	52	19	6	9	11	7	-
<b>Bosanski Petrovac</b>							
Svega / All	44	13	7	8	14	2	2
Djevojčice / Girls	19	5	4	4	6	-	-
<b>Bužim</b>							
Svega / All	52	13	20	-	19	-	3
Djevojčice / Girls	31	8	13	-	10	-	-
<b>Grad Bihać</b>							
Svega / All	600	138	126	78	141	117	32
Djevojčice / Girls	257	62	54	35	62	44	-
<b>Grad Cazin</b>							
Svega / All	213	47	39	48	53	26	10
Djevojčice / Girls	110	21	29	19	26	15	-
<b>Ključ</b>							
Svega / All	64	6	8	-	25	25	3
Djevojčice / Girls	24	4	4	-	6	10	-
<b>Sanski Most</b>							
Svega / All	151	33	22	25	25	46	7
Djevojčice / Girls	70	18	13	8	12	19	-
<b>Velika Kladuša</b>							
Svega / All	199	63	45	41	30	20	10
Djevojčice / Girls	84	28	18	19	11	8	-
<b>POSAVSKI</b>							
Svega / All	179	36	-	-	-	143	10
Djevojčice / Girls	96	24	-	-	-	72	-
<b>Domaljevac-Šamac</b>							
Svega / All	31	8	-	-	-	23	2
Djevojčice / Girls	23	5	-	-	-	18	-

## 4. BROJ DJECE PREMA UZRASTU I SPOLU I BROJ ODGOJNIH GRUPA

(nastavak)

NUMBER OF CHILDREN BY AGE AND SEX, NUMBER OF EDUCATIONAL GROUPS

(continued)

KANTONI CANTONS	Ukupno Total	do 3 god. Under 3 year	3 - 4 god. 3 - 4 year	4 - 5 god. 4 - 5 year	5 - 6 god. 5 - 6 year	Mješovite grupe od 3. do 6. god. Mixed groups of 3-6 years	Broj odgojnih grupa Number of educational groups
<b>Odžak</b>							
Svega / All	71	11	-	-	-	60	4
Djevojčice / Girls	28	7	-	-	-	21	-
<b>Orašje</b>							
Svega / All	77	17	-	-	-	60	4
Djevojčice / Girls	45	12	-	-	-	33	-
<b>TUZLANSKI</b>							
Svega / All	2627	485	351	429	593	769	95
Djevojčice / Girls	1286	237	181	202	280	386	-
<b>Banovići</b>							
Svega / All	118	33	28	28	-	29	5
Djevojčice / Girls	62	15	22	12	-	13	-
<b>Doboj Istok</b>							
Svega / All	58	12	-	-	15	31	4
Djevojčice / Girls	25	6	-	-	7	12	-
<b>Gračanica</b>							
Svega / All	239	40	21	22	27	129	12
Djevojčice / Girls	107	19	9	11	11	57	-
<b>Gradačac</b>							
Svega / All	263	33	61	61	108	-	8
Djevojčice / Girls	132	13	36	36	47	-	-
<b>Grad Tuzla</b>							
Svega / All	1349	229	138	247	348	387	50
Djevojčice / Girls	663	107	69	111	168	208	-
<b>Kladanj</b>							
Svega / All	30	-	-	-	-	30	2
Djevojčice / Girls	16	-	-	-	-	16	-
<b>Lukavac</b>							
Svega / All	134	18	22	23	26	45	6
Djevojčice / Girls	64	12	9	8	12	23	-
<b>Srebrenik</b>							
Svega / All	114	27	25	-	-	62	5
Djevojčice / Girls	53	12	11	-	-	30	-
<b>Živinice</b>							
Svega / All	322	93	56	48	69	56	3
Djevojčice / Girls	164	53	25	24	35	27	-

## 4. BROJ DJECE PREMA UZRASTU I SPOLU I BROJ ODGOJNIH GRUPA

(nastavak)

NUMBER OF CHILDREN BY AGE AND SEX, NUMBER OF EDUCATIONAL GROUPS

(continued)

KANTONI CANTONS	Ukupno Total	do 3 god. Under 3 year	3 - 4 god. 3 - 4 year	4 - 5 god. 4 - 5 year	5 - 6 god. 5 - 6 year	Mješovite grupe od 3. do 6. god. Mixed groups of 3-6 years	Broj odgojnih grupa Number of educational groups
<b>ZENIČKO - DOBOJSKI</b>							
Svega / All	2192	568	321	409	548	346	104
Djevojčice / Girls	1070	268	168	181	288	165	-
<b>Breza</b>							
Svega / All	95	17	23	25	30	-	4
Djevojčice / Girls	53	9	13	13	18	-	-
<b>Grad Zenica</b>							
Svega / All	975	238	142	176	267	152	46
Djevojčice / Girls	471	120	68	74	127	82	-
<b>Kakanj</b>							
Svega / All	196	36	29	42	68	21	9
Djevojčice / Girls	103	18	17	25	37	6	-
<b>Maglaj</b>							
Svega / All	141	58	25	25	33	-	5
Djevojčice / Girls	65	24	16	9	16	-	-
<b>Tešanj</b>							
Svega / All	370	144	53	59	40	74	23
Djevojčice / Girls	174	67	26	22	25	34	-
<b>Vareš</b>							
Svega / All	23	-	-	-	-	23	1
Djevojčice / Girls	9	-	-	-	-	9	-
<b>Visoko</b>							
Svega / All	175	39	23	53	60	-	7
Djevojčice / Girls	87	18	12	20	37	-	-
<b>Zavidovići</b>							
Svega / All	114	31	16	24	43	-	5
Djevojčice / Girls	53	8	9	14	22	-	-
<b>Žepče</b>							
Svega / All	103	5	10	5	7	76	4
Djevojčice / Girls	55	4	7	4	6	34	-
<b>BOSANSKO-PODRINJSKI</b>							
Svega / All	176	-	37	43	50	46	7
Djevojčice / Girls	80	-	14	15	29	22	-
<b>Grad Gorazde</b>							
Svega / All	176	-	37	43	50	46	7
Djevojčice / Girls	80	-	14	15	29	22	-

## 4. BROJ DJECE PREMA UZRASTU I SPOLU I BROJ ODGOJNIH GRUPA

(nastavak)

NUMBER OF CHILDREN BY AGE AND SEX, NUMBER OF EDUCATIONAL GROUPS

(continued)

KANTONI CANTONS	Ukupno Total	do 3 god. Under 3 year	3 - 4 god. 3 - 4 year	4 - 5 god. 4 - 5 year	5 - 6 god. 5 - 6 year	Mješovite grupe od 3. do 6. god. Mixed groups of 3-6 years	Broj odgojnih grupa Number of educational groups
<b>SREDNJOBOSANSKI</b>							
Svega / All	1210	298	238	215	296	163	52
Djevojčice / Girls	603	142	122	125	132	82	-
<b>Bugojno</b>							
Svega / All	193	34	54	36	69	-	9
Djevojčice / Girls	89	10	26	19	34	-	-
<b>Busovača</b>							
Svega / All	45	7	8	13	17	-	4
Djevojčice / Girls	18	3	4	6	5	-	-
<b>Donji Vakuf</b>							
Svega / All	56	-	-	-	-	56	2
Djevojčice / Girls	26	-	-	-	-	26	-
<b>Fojnica</b>							
Svega / All	48	5	11	14	13	5	-
Djevojčice / Girls	21	3	5	8	3	2	-
<b>Jajce</b>							
Svega / All	107	24	26	27	30	-	4
Djevojčice / Girls	52	10	14	15	13	-	-
<b>Kiseljak</b>							
Svega / All	178	87	29	31	11	20	8
Djevojčice / Girls	93	40	15	20	6	12	-
<b>Kreševo</b>							
Svega / All	42	18	8	12	4	-	4
Djevojčice / Girls	18	11	1	4	2	-	-
<b>Novi Travnik</b>							
Svega / All	182	37	29	31	49	36	7
Djevojčice / Girls	80	17	10	15	22	16	-
<b>Travnik</b>							
Svega / All	231	86	32	31	82	-	9
Djevojčice / Girls	131	48	18	18	47	-	-
<b>Vitez</b>							
Svega / All	128	-	41	20	21	46	5
Djevojčice / Girls	75	-	29	20	-	26	-

## 4. BROJ DJECE PREMA UZRASTU I SPOLU I BROJ ODGOJNIH GRUPA

(nastavak)

NUMBER OF CHILDREN BY AGE AND SEX, NUMBER OF EDUCATIONAL GROUPS

(continued)

KANTONI CANTONS	Ukupno Total	do 3 god. Under 3 year	3 - 4 god. 3 - 4 year	4 - 5 god. 4 - 5 year	5 - 6 god. 5 - 6 year	Mješovite grupe od 3. do 6. god. Mixed groups of 3-6 years	Broj odgojnih grupa Number of educational groups
<b>HERCEGOVAČKO - NERETVANSKI</b>							
Svega / All	2418	377	282	360	491	908	70
Djevojčice / Girls	1221	197	145	172	224	483	-
<b>Čapljina</b>							
Svega / All	136	32	-	-	-	104	9
Djevojčice / Girls	95	17	-	-	-	78	-
<b>Čitluk</b>							
Svega / All	280	62	33	48	39	98	5
Djevojčice / Girls	132	31	16	22	21	42	-
<b>Grad Mostar</b>							
Svega / All	1597	250	206	264	361	516	42
Djevojčice / Girls	796	130	108	130	155	273	-
<b>Jablanica</b>							
Svega / All	66	-	15	24	27	-	3
Djevojčice / Girls	27	-	6	7	14	-	-
<b>Konjic</b>							
Svega / All	100	-	-	-	-	100	4
Djevojčice / Girls	53	-	-	-	-	53	-
<b>Neum</b>							
Svega / All	80	1	17	7	28	27	-
Djevojčice / Girls	42	-	11	4	12	15	-
<b>Prozor</b>							
Svega / All	80	17	-	-	-	63	4
Djevojčice / Girls	33	11	-	-	-	22	-
<b>Stolac</b>							
Svega / All	79	15	11	17	36	-	3
Djevojčice / Girls	43	8	4	9	22	-	-
<b>ZAPADNOHERCEGOVAČKI</b>							
Svega / All	1110	245	195	210	273	187	58
Djevojčice / Girls	539	115	101	111	116	96	-
<b>Grad Široki Brijeg</b>							
Svega / All	432	99	51	43	101	138	20
Djevojčice / Girls	210	45	24	21	49	71	-
<b>Grude</b>							
Svega / All	181	43	31	53	54	-	6
Djevojčice / Girls	82	19	15	29	19	-	-

## 4. BROJ DJECE PREMA UZRASTU I SPOLU I BROJ ODGOJNIH GRUPA

(nastavak)

NUMBER OF CHILDREN BY AGE AND SEX, NUMBER OF EDUCATIONAL GROUPS

(continued)

KANTONI CANTONS	Ukupno Total	do 3 god. Under 3 year	3 - 4 god. 3 - 4 year	4 - 5 god. 4 - 5 year	5 - 6 god. 5 - 6 year	Mješovite grupe od 3. do 6. god. Mixed groups of 3-6 years	Broj odgojnih grupa Number of educational groups
<b>Ljubuški</b>							
Svega / All	261	51	57	55	49	49	20
Djevojčice / Girls	137	25	31	33	23	25	-
<b>Posušje</b>							
Svega / All	236	52	56	59	69	-	12
Djevojčice / Girls	110	26	31	28	25	-	-
<b>KANTON SARAJEVO</b>							
Svega / All	5001	1078	885	1005	1262	771	220
Djevojčice / Girls	2356	525	431	464	553	383	-
<b>Centar Sarajevo</b>							
Svega / All	801	127	163	184	207	120	34
Djevojčice / Girls	386	65	70	85	106	60	-
<b>Hadžići</b>							
Svega / All	139	34	15	20	40	30	6
Djevojčice / Girls	71	8	5	15	24	19	-
<b>Iliđža</b>							
Svega / All	501	134	92	68	93	114	23
Djevojčice / Girls	230	62	51	29	36	52	-
<b>Ilijaš</b>							
Svega / All	211	44	30	39	53	45	11
Djevojčice / Girls	84	19	12	14	23	16	-
<b>Novi Grad Sarajevo</b>							
Svega / All	1247	233	166	294	373	181	53
Djevojčice / Girls	606	131	94	129	154	98	-
<b>Novo Sarajevo</b>							
Svega / All	1352	324	292	281	363	92	60
Djevojčice / Girls	633	153	140	142	155	43	-
<b>Stari Grad Sarajevo</b>							
Svega / All	459	94	74	64	61	166	20
Djevojčice / Girls	215	49	36	30	22	78	-
<b>Vogošća</b>							
Svega / All	291	88	53	55	72	23	13
Djevojčice / Girls	131	38	23	20	33	17	-



4. BROJ DJECE PREMA UZRASTU I SPOLU I BROJ ODGOJNIH GRUPA

(nastavak)

NUMBER OF CHILDREN BY AGE AND SEX, NUMBER OF EDUCATIONAL GROUPS

(continued)

KANTONI CANTONS	Ukupno Total	do 3 god. Under 3 year	3 - 4 god. 3 - 4 year	4 - 5 god. 4 - 5 year	5 - 6 god. 5 - 6 year	Mješovite grupe od 3. do 6. god. Mixed groups of 3-6 years	Broj odgojnih grupa Number of educational groups
--------------------	-----------------	---------------------------	--------------------------	--------------------------	--------------------------	---	---

**KANTON 10**

Svega / All	390	93	73	68	90	66	18
Djevojčice / Girls	188	30	35	40	50	33	-

**Glamoč**

Svega / All	32	8	6	6	10	2	2
Djevojčice / Girls	17	4	3	4	5	1	-

**Grad Livno**

Svega / All	228	42	36	49	61	40	10
Djevojčice / Girls	116	14	16	29	35	22	-

**Kupres**

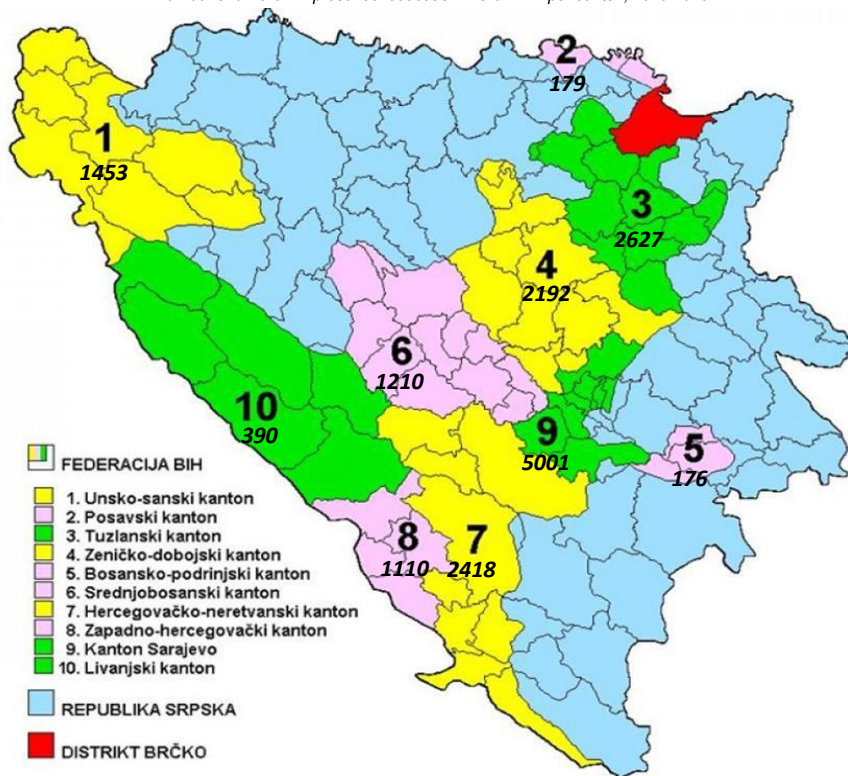
Svega / All	24	-	-	-	-	24	1
Djevojčice / Girls	10	-	-	-	-	10	-

**Tomislavgrad**

Svega / All	106	43	31	13	19	-	5
Djevojčice / Girls	45	12	16	7	10	-	-

Broj djece u predškolskom obrazovanju u FBiH po kantona, 2019./2020. godina

Number of children in preschool education in the FBiH per canton, 2019/2020



## 5. DJECA PREMA ZAPOSLENOSTI RODITELJA

### CHILDREN BY PARENTS EMPLOYMENT

KANTONI CANTONS	Ukupno Total	Djeca čija su oba roditelja zaposlena Children whose parents are employed	Zaposlena samo majka Employed only a mother		Zaposlen samo otac Employed only a father		Nijedan roditelj nije zaposlen Neither parent is employed	Roditelji individualni poljoprivrednici i Parents are individual farmers
			svega All	od toga : samohrana Thereof selfsupporting	svega All	od toga : samohran Thereof selfsupporting		
<b>FEDERACIJA BiH</b> FEDERATION B&H	16756	14011	685	219	1845	43	163	52
<b>UNSKO-SANSKI</b>	1453	1230	70	30	137	9	13	3
Bosanska Krupa	130	96	8	4	23	-	3	-
Bosanski Petrovac	44	35	5	2	4	-	-	-
Bužim	52	35	4	1	11	-	2	-
Grad Bihać	600	509	34	18	50	7	7	-
Grad Cazin	213	209	2	2	2	2	-	-
Ključ	64	54	4	-	6	-	-	-
Sanski Most	151	111	6	2	30	-	1	3
Velika Kladuša	199	181	7	1	11	-	-	-
<b>POSAVSKI</b>	179	165	1	1	9	-	2	2
Domaljevac-Šamac	31	25	-	-	2	-	2	2
Odžak	71	65	1	1	5	-	-	-
Orašje	77	75	-	-	2	-	-	-
<b>TUZLANSKI</b>	2627	2268	90	30	246	5	19	4
Banovići	118	105	4	4	9	2	-	-
Doboj Istok	58	47	-	-	8	-	3	-
Gračanica	239	213	5	-	16	-	1	4
Gradačac	263	249	5	5	9	-	-	-
Grad Tuzla	1349	1192	41	11	106	2	10	-
Kladanj	30	17	7	2	6	-	-	-
Lukavac	134	121	4	4	9	1	-	-
Srebrenik	114	81	7	2	23	-	3	-
Živinice	322	243	17	2	60	-	2	-
<b>ZENIČKO- DOBOJSKI</b>	2192	1780	116	41	257	4	36	3
Breza	95	91	1	-	3	1	-	-
Grad Zenica	975	803	60	24	100	-	9	3
Kakanj	196	143	11	8	22	2	20	-
Maglaj	141	128	4	1	8	-	1	-
Tešanj	370	345	8	5	17	1	-	-
Vareš	23	18	2	-	3	-	-	-
Visoko	175	93	21	-	59	-	2	-
Zavidovići	114	69	7	1	35	-	3	-
Žepče	103	90	2	2	10	-	1	-

## 5. DJECA PREMA ZAPOSLENOSTI RODITELJA

(nastavak)

## CHILDREN BY PARENTS EMPLOYMENT

(continued)

KANTONI CANTONS	Ukupno Total	Djeca čija su oba roditelja zaposlena Children whose parents are employed	Zaposlena samo majka Employed only a mother		Zaposlen samo otac Employed only a father		Nijedan roditelj nije zaposlen Neither parent is employed	Roditelji individualni poljoprivrednici i Parents are individual farmers
			svega All	od toga : samohrana Thereof selfsupportin g	svega All	od toga : samohran Thereof selfsupportin g		
<b>BOSANSKO - PODRINJSKI</b>	176	161	3	1	11	-	1	-
Grad Gorazde	176	161	3	1	11	-	1	-
<b>SREDNJOBOSANSKI</b>	1210	935	43	15	177	5	22	33
Bugojno	193	145	3	3	10	2	3	32
Busovača	45	-	-	-	45	-	-	-
Donji Vakuf	56	37	1	1	18	-	-	-
Fojnica	48	39	1	1	8	1	-	-
Jajce	107	77	2	-	11	-	17	-
Kiseljak	178	176	2	1	-	-	-	-
Kreševo	42	36	-	-	6	-	-	-
Novi Travnik	182	148	14	4	20	2	-	-
Travnik	231	192	16	1	20	-	2	1
Vitez	128	85	4	4	39	-	-	-
<b>HERCEGOVAČKO - NERETVANSKI</b>	2418	1850	140	22	411	2	15	2
Čapljina	136	59	12	-	63	-	2	-
Čitluk	280	237	5	3	32	-	6	-
Grad Mostar	1597	1261	94	17	235	2	5	2
Jablanica	66	39	10	1	17	-	-	-
Konjic	100	67	14	-	19	-	-	-
Neum	80	55	1	-	24	-	-	-
Prozor	80	77	-	-	3	-	-	-
Stolac	79	55	4	1	18	-	2	-
<b>ZAPADNO - HERCEGOVAČKI</b>	1110	880	47	8	159	2	22	2
Grad Široki Brijeg	432	353	14	2	65	-	-	-
Grude	181	154	1	1	15	-	11	-
Ljubuški	261	203	16	1	29	2	11	2
Posušje	236	170	16	4	50	-	-	-
<b>KANTON SARAJEVO</b>	5001	4437	172	69	362	14	28	2
Centar Sarajevo	801	723	22	7	56	6	-	-
Hadžići	139	116	8	3	14	-	1	-
Iliđža	501	460	15	11	26	-	-	-
Ilijaš	211	130	8	-	67	-	4	2
Novi Grad Srajevo	1247	1148	38	25	48	3	13	-
Novo Sarajevo	1352	1200	45	12	101	3	6	-
Stari Grad Sarajevo	459	396	24	9	35	2	4	-
Vogošća	291	264	12	2	15	-	-	-

## 5. DJECA PREMA ZAPOSLENOSTI RODITELJA

(nastavak)

## CHILDREN BY PARENTS EMPLOYMENT

(continued)

KANTONI CANTONS	Ukupno Total	Djeca čija su oba roditelja zaposlena Children whose parents are employed	Zaposlena samo majka Employed only a mother		Zaposlen samo otac Employed only a father		Nijedan roditelj nije zaposlen Neither parent is employed	Roditelji individualni poljoprivrednic i Parents are individual farmers
			svega All	od toga : samohrana Thereof selfsupportin g	svega All	od toga : samohran Thereof selfsupportin g		
<b>KANTON 10</b>	390	305	3	2	76	2	5	1
Glamoč	32	25	-	-	7	1	-	-
Grad Livno	228	158	1	1	63	-	5	1
Kupres	24	18	1	-	5	-	-	-
Tomislavgrad	106	104	1	1	1	1	-	-

## 6. DJECA PREMA VISINI UPLATE BORAVKA

CHILDREN ACCORDING TO THE AMOUNTS OF PAYMENTS STAY

KANTONI CANTONS	Ukupno Total	Ne plaćaju boravak <i>Do not pay for their stay</i>	Djeca koja plaćaju Children who pay			
			svega All	do 50% mjesečne uplate <i>Under 50% of monthly payment</i>	više od 50% mjesečne uplate <i>More than 50% of the monthly payment</i>	puni iznos mjesečne uplate <i>Full amount of monthly payment</i>

### FEDERACIJA BiH

FEDERATION B&H 16756 230 16526 472 1465 14589

### UNSKO-SANSKI

1453 20 1433 22 97 1314  
 Bosanska Krupa 130 - 130 - 3 127  
 Bosanski Petrovac 44 - 44 - - 44  
 Bužim 52 8 44 5 - 39  
 Grad Bihać 600 7 593 5 34 554  
 Grad Cazin 213 2 211 - - 211  
 Ključ 64 - 64 - - 64  
 Sanski Most 151 - 151 12 36 103  
 Velika Kladuša 199 3 196 - 24 172

### POSAVSKI

179 - 179 1 9 169  
 Domaljevac-Šamac 31 - 31 1 4 26  
 Odžak 71 - 71 - - 71  
 Orašje 77 - 77 - 5 72

### TUZLANSKI

2627 6 2621 24 455 2142  
 Banovići 118 - 118 4 - 114  
 Doboj Istok 58 - 58 - 8 50  
 Gračanica 239 2 237 2 24 211  
 Gradačac 263 - 263 - - 263  
 Grad Tuzla 1349 - 1349 18 381 950  
 Kladanj 30 - 30 - 1 29  
 Lukavac 134 - 134 - - 134  
 Srebrenik 114 - 114 - - 114  
 Živinice 322 4 318 - 41 277

### ZENIČKO - DOBOJSKI

2192 40 2152 77 184 1891  
 Breza 95 - 95 - - 95  
 Grad Zenica 975 24 951 21 55 875  
 Kakanj 196 - 196 - - 196  
 Maglaj 141 - 141 - 7 134  
 Tešanj 370 15 355 55 36 264  
 Vareš 23 1 22 - - 22  
 Visoko 175 - 175 - 67 108  
 Zavidovići 114 - 114 - 10 104  
 Žepče 103 - 103 1 9 93

## 6. DJECA PREMA VISINI UPLATE BORAVKA

(nastavak)

CHILDREN ACCORDING TO THE AMOUNTS OF PAYMENTS STAY

(continued)

KANTONI CANTONS	Ukupno Total	Ne plaćaju boravak <i>Do not pay for their stay</i>	Djeca koja plaćaju Children who pay			
			svega All	do 50% mjesečne uplate <i>Under 50% of monthly payment</i>	više od 50% mjesečne uplate <i>More than 50% of the monthly payment</i>	puni iznos mjesečne uplate <i>Full amount of monthly payment</i>
<b>BOSANSKO-PODRINJSKI</b>	176	1	175	-	13	162
Grad Goražde	176	1	175	-	13	162
<b>SREDNJOBOSANSKI</b>	1210	3	1207	36	128	1043
Bugojno	193	1	192	1	62	129
Busovača	45	-	45	2	-	43
Donji Vakuf	56	-	56	-	28	28
Fojnica	48	-	48	20	-	28
Jajce	107	-	107	-	-	107
Kiseljak	178	2	176	-	15	161
Kreševo	42	-	42	-	9	33
Novi Travnik	182	-	182	1	14	167
Travnik	231	-	231	12	-	219
Vitez	128	-	128	-	-	128
<b>HERCEGOVAČKO - NERETVANSKI</b>	2418	29	2389	37	111	2241
Čapljina	136	-	136	-	-	136
Čitluk	280	6	274	7	37	230
Grad Mostar	1597	23	1574	28	56	1490
Jablanica	66	-	66	-	-	66
Konjic	100	-	100	-	-	100
Neum	80	-	80	-	-	80
Prozor	80	-	80	-	-	80
Stolac	79	-	79	2	18	59
<b>ZAPADNOHERCEGOVAČKI</b>	1110	30	1080	39	119	922
Grad Široki Brijeg	432	17	415	8	50	357
Grude	181	5	176	1	38	137
Ljubuški	261	5	256	-	14	242
Posušje	236	3	233	30	17	186
<b>KANTON SARAJEVO</b>	5001	93	4908	230	336	4342
Centar Sarajevo	801	9	792	71	39	682
Hadžići	139	1	138	2	15	121
Iliđža	501	2	499	6	101	392
Ilijaš	211	6	205	7	20	178
Novi Grad Sarajevo	1247	50	1197	43	44	1110
Novo Sarajevo	1352	12	1340	56	92	1192
Stari Grad Sarajevo	459	9	450	6	9	435
Vogošća	291	4	287	39	16	232

## 6. DJECA PREMA VISINI UPLATE BORAVKA

(nastavak)

CHILDREN ACCORDING TO THE AMOUNTS OF PAYMENTS STAY

(continued)

KANTONI CANTONS	Ukupno Total	Ne plaćaju boravak <i>Do not pay for their stay</i>	Djeca koja plaćaju Children who pay			
			svega All	do 50% mjesečne uplate <i>Under 50% of monthly payment</i>	više od 50% mjesečne uplate <i>More then 50% of the monthly payment</i>	puni iznos mjesečne uplate <i>Full amount of monthly payment</i>
<b>KANTON 10</b>	390	8	382	6	13	363
Glamoč	32	1	31	-	9	22
Grad Livno	228	7	221	-	4	217
Kupres	24	-	24	4	-	20
Tomislavgrad	106	-	106	2	-	104

**7. DJECA - KORISNICI PREMA BROJU DJECE U PORODICI**  
*CHILDREN - USERS ACCORDING TO THE NUMBER OF CHILDREN IN FAMILY*

KANTONI CANTONS	Ukupno <i>Total</i>	Broj djece u porodici				
		<i>Number of children in the family</i>				
		jedno dijete <i>One child</i>	dvoje <i>Two</i>	troje <i>Three</i>	četvero <i>Four</i>	petero i više <i>Five or more</i>
<b>FEDERACIJA BiH</b>						
<i>FEDERATION B&amp;H</i>	16756	6387	8347	1698	262	62
<b>UNSKO-SANSKI</b>	1453	567	763	111	9	3
Bosanska Krupa	130	65	62	3	-	-
Bosanski Petrovac	44	17	18	6	2	1
Bužim	52	15	25	12	-	-
Grad Bihać	600	248	319	30	2	1
Grad Cazin	213	87	114	8	3	1
Ključ	64	23	35	6	-	-
Sanski Most	151	49	73	28	1	-
Velika Kladuša	199	63	117	18	1	-
<b>POSAVSKI</b>	179	49	101	22	7	-
Domaljevac-Šamac	31	6	17	7	1	-
Odžak	71	15	44	9	3	-
Orašje	77	28	40	6	3	-
<b>TUZLANSKI</b>	2627	1256	1236	132	3	-
Banovići	118	81	36	1	-	-
Doboj Istok	58	28	26	4	-	-
Gračanica	239	200	37	2	-	-
Gradačac	263	68	170	25	-	-
Grad Tuzla	1349	594	689	63	3	-
Kladanj	30	28	2	-	-	-
Lukavac	134	56	68	10	-	-
Srebrenik	114	42	63	9	-	-
Živinice	322	159	145	18	-	-
<b>ZENIČKO - DOBOJSKI</b>	2192	894	1085	190	20	3
Breza	95	45	44	6	-	-
Grad Zenica	975	490	425	53	5	2
Kakanj	196	59	110	25	1	1
Maglaj	141	67	69	5	-	-
Tešanj	370	142	182	41	5	-
Vareš	23	13	8	1	1	-
Visoko	175	15	123	31	6	-
Zavidovići	114	42	67	5	-	-
Žepče	103	21	57	23	2	-



## 7. DJECA - KORISNICI PREMA BROJU DJECE U PORODICI

(nastavak)

CHILDREN - USERS ACCORDING TO THE NUMBER OF CHILDREN IN FAMILY

(continued)

KANTONI CANTONS	Ukupno Total	Broj djece u porodici Number of children in the family				
		jedno dijete One child	dvoje Two	troje Three	četvero Four	petero i više Five or more
<b>BOSANSKO-PODRINJSKI</b>	176	48	104	22	2	-
Grad Goražde	176	48	104	22	2	-
<b>SREDNJOBOSANSKI</b>	1210	434	641	116	16	3
Bugojno	193	60	121	10	1	1
Busovača	45	14	27	4	-	-
Donji Vakuf	56	16	28	10	2	-
Fojnica	48	16	27	5	-	-
Jajce	107	26	52	27	2	-
Kiseljak	178	20	151	4	3	-
Kreševo	42	11	24	5	1	1
Novi Travnik	182	100	71	10	-	1
Travnik	231	86	100	38	7	-
Vitez	128	85	40	3	-	-
<b>HERCEGOVAČKO - NERETVANSKI</b>	2418	724	1164	425	89	16
Čapljina	136	50	58	25	3	-
Čitluk	280	55	128	74	18	5
Grad Mostar	1597	487	799	245	58	8
Jablanica	66	26	32	7	1	-
Konjic	100	66	28	6	-	-
Neum	80	13	36	30	1	-
Prozor	80	12	45	17	4	2
Stolac	79	15	38	21	4	1
<b>ZAPADNOHERCEGOVAČKI</b>	1110	339	543	180	40	8
Grad Široki Brijeg	432	107	232	83	9	1
Grude	181	65	67	38	9	2
Ljubuški	261	89	134	25	13	-
Posušje	236	78	110	34	9	5
<b>KANTON SARAJEVO</b>	5001	1960	2497	455	65	24
Centar Sarajevo	801	280	407	103	9	2
Hadžići	139	82	55	1	1	-
Iliđža	501	219	234	42	4	2
Ilijaš	211	77	125	9	-	-
Novi Grad Sarajevo	1247	436	671	107	16	17
Novo Sarajevo	1352	579	627	120	25	1
Stari Grad Sarajevo	459	167	227	54	9	2
Vogošća	291	120	151	19	1	-

## 7. DJECA - KORISNICI PREMA BROJU DJECE U PORODICI

(nastavak)

CHILDREN - USERS ACCORDING TO THE NUMBER OF CHILDREN IN FAMILY

(continued)

KANTONI CANTONS	Ukupno Total	Broj djece u porodici Number of children in the family				
		jedno dijete One child	dvoje Two	troje Three	četvero Four	petero i više Five or more
<b>KANTON 10</b>	390	116	213	45	11	5
Glamoč	32	12	15	3	2	-
Grad Livno	228	78	129	14	4	3
Kupres	24	6	8	9	1	-
Tomislavgrad	106	20	61	19	4	2

**8. BROJ ZAPOSLENIKA U PREDŠKOLSKIM USTANOVAMA**  
*NUMBER OF EMPLOYEES IN PRESCHOOL INSTITUTIONS*

KANTONI CANTONS	Ukupno <i>Total</i>		Rukovodno osoblje <i>Management personnel</i>		Odgajatelji <i>Educators</i>		Stručni saradnici <i>Professional associates</i>		Zdravstveni stručnjaci <i>Health staff</i>		Zaposleni u administraciji <i>Administrative staff</i>		Zaposleni na održavanju i operativa <i>Employees on maintenance and operations</i>	
	svega <i>All</i>	žene <i>Female</i>	svega <i>All</i>	žene <i>Female</i>	svega <i>All</i>	žene <i>Female</i>	svega <i>All</i>	žene <i>Female</i>	svega <i>All</i>	žene <i>Female</i>	svega <i>All</i>	žene <i>Female</i>	svega <i>All</i>	žene <i>Female</i>
<b>FEDERACIJA BIH</b>	2307	2180	141	119	1175	1164	119	116	224	223	105	90	543	468
<b>UNSKO-SANSKI</b>	226	211	16	15	103	102	1	1	24	24	14	11	68	58
Bosanska Krupa	21	20	2	2	10	10	-	-	1	1	1	1	7	6
Bosanski Petrovac	11	11	1	1	3	3	-	-	2	2	1	1	4	4
Bužim	9	6	1	1	4	3	1	1	-	-	1	-	2	1
Grad Bihać	85	80	6	5	41	41	-	-	9	9	5	5	24	20
Grad Cazin	28	27	1	1	13	13	-	-	4	4	2	2	8	7
Ključ	13	11	1	1	6	6	-	-	-	-	1	-	5	4
Sanski Most	27	26	1	1	10	10	-	-	6	6	1	1	9	8
Velika Kladuša	32	30	3	3	16	16	-	-	2	2	2	1	9	8
<b>POSAVSKI</b>	30	27	3	3	15	15	-	-	1	1	1	1	10	7
Domaljevac-Šamac	5	5	1	1	2	2	-	-	-	-	-	-	2	2
Odžak	9	8	1	1	4	4	-	-	1	1	1	1	2	1
Orašje	16	14	1	1	9	9	-	-	-	-	-	-	6	4
<b>TUZLANSKI</b>	340	310	16	12	172	168	15	14	42	42	24	17	71	57
Banovići	16	15	1	1	9	9	-	-	1	1	1	1	4	3
Doboj Istok	10	10	1	1	4	4	-	-	3	3	-	-	2	2
Gračanica	35	32	2	1	18	17	-	-	5	5	3	3	7	6
Gradačac	27	26	1	1	14	14	2	2	3	3	1	1	6	5
Grad Tuzla	167	151	6	6	84	82	10	9	20	20	14	9	33	25
Kladanj	4	4	1	1	1	1	-	-	1	1	-	-	1	1
Lukavac	20	17	1	-	9	9	-	-	3	3	2	1	5	4
Srebrenik	16	14	1	-	7	7	2	2	2	2	1	1	3	2
Živinice	45	41	2	1	26	25	1	1	4	4	2	1	10	9
<b>ZENIČKO - DOBOJSKI</b>	302	289	24	22	134	134	8	8	55	54	7	7	74	64
Breza	12	11	1	1	7	7	-	-	1	1	-	-	3	2
Grad Zenica	132	129	8	7	58	58	4	4	31	30	1	1	30	29
Kakanj	28	27	1	1	14	14	1	1	3	3	2	2	7	6
Maglaj	19	18	2	2	10	10	1	1	2	2	1	1	3	2
Tešanj	47	46	7	7	18	18	1	1	11	11	1	1	9	8
Vareš	5	5	1	1	1	1	1	1	-	-	-	-	2	2
Visoko	27	25	1	1	13	13	-	-	2	2	1	1	10	8
Zavidovići	18	16	1	1	6	6	-	-	3	3	1	1	7	5
Žepče	14	12	2	1	7	7	-	-	2	2	-	-	3	2

## 8. BROJ ZAPOSLENIKA U PREDŠKOLSKIM USTANOVAMA

(nastavak)

NUMBER OF EMPLOYEES IN PRESCHOOL INSTITUTIONS

(continued)

KANTONI CANTONS	Ukupno Total		Rukovodno osoblje Management personnel		Odgajatelji Educators		Stručni saradnici Professional associates		Zdravstveni stručnjaci Health staff		Zaposleni u administraciji Administrative staff		Zaposleni na održavanju i operativa Employees on maintenance and operations	
	svega All	žene Female	svega All	žene Female	svega All	žene Female	svega All	žene Female	svega All	žene Female	svega All	žene Female	svega All	žene Female
<b>BOSANSKO-PODRINJSKI</b>	33	28	2	1	14	14	2	2	-	-	3	3	12	8
Grad Goražde	33	28	2	1	14	14	2	2	-	-	3	3	12	8
<b>SREDNJOBOSANSKI</b>	139	131	13	11	73	73	3	3	10	10	6	6	34	28
Bugojno	17	14	2	1	8	8	-	-	1	1	1	1	5	3
Busovača	6	6	1	1	2	2	-	-	1	1	1	1	1	1
Donji Vakuf	3	3	1	1	2	2	-	-	-	-	-	-	-	-
Fojnica	6	5	1	1	2	2	-	-	-	-	-	-	3	2
Jajce	15	14	1	1	6	6	1	1	1	1	-	-	6	5
Kiseljak	18	18	-	-	13	13	1	1	-	-	1	1	3	3
Kreševo	6	6	1	1	3	3	-	-	-	-	1	1	1	1
Novi Travnik	26	25	3	3	11	11	1	1	4	4	1	1	6	5
Travnik	28	26	2	1	17	17	-	-	2	2	1	1	6	5
Vitez	14	14	1	1	9	9	-	-	1	1	-	-	3	3
<b>HERCEGOVAČKO - NERETVANSKI</b>	319	310	18	16	184	184	20	19	17	17	18	17	62	57
Čapljina	31	29	1	-	19	19	2	2	-	-	2	2	7	6
Čitluk	34	33	3	2	22	22	1	1	1	1	2	2	5	5
Grad Mostar	194	189	8	8	111	111	15	14	15	15	11	10	34	31
Jablanica	8	8	1	1	4	4	1	1	-	-	-	-	2	2
Konjic	16	15	2	2	10	10	-	-	-	-	-	-	4	3
Neum	12	12	1	1	6	6	-	-	-	-	2	2	3	3
Prozor	14	14	1	1	6	6	1	1	1	1	1	1	4	4
Stolac	10	10	1	1	6	6	-	-	-	-	-	-	3	3
<b>ZAPADNO- HERCEGOVAČKI</b>	140	137	14	11	94	94	7	7	-	-	3	3	22	22
Grad Široki Brijeg	57	57	6	6	40	40	1	1	-	-	1	1	9	9
Grude	21	21	2	2	13	13	1	1	-	-	1	1	4	4
Ljubuški	33	31	3	1	22	22	4	4	-	-	1	1	3	3
Posušje	29	28	3	2	19	19	1	1	-	-	-	-	6	6

## 8. BROJ ZAPOSLENIKA U PREDŠKOLSKIM USTANOVAMA

(nastavak)

NUMBER OF EMPLOYEES IN PRESCHOOL INSTITUTIONS

(continued)

KANTONI CANTONS	Ukupno Total		Rukovodno osoblje Management personnel		Odgajatelji Educators		Stručni saradnici Professional associates		Zdravstveni stručnjaci Health staff		Zaposleni u administraciji Administrative staff		Zaposleni na održavanju i operativa Employees on maintenance and operations	
	svega All	žene Female	svega All	žene Female	svega All	žene Female	svega All	žene Female	svega All	žene Female	svega All	žene Female	svega All	žene Female
<b>KANTON SARAJEVO</b>	725	687	30	24	359	353	61	60	73	73	25	22	177	155
Centar Sarajevo	111	107	7	5	54	54	12	12	8	8	5	4	25	24
Hadžići	17	17	1	1	8	8	1	1	2	2	-	-	5	5
Iliđža	86	79	5	4	30	29	15	15	12	12	4	3	20	16
Ilijaš	29	28	1	1	21	20	1	1	2	2	1	1	3	3
Novi Grad Sarajevo	179	165	4	3	88	87	10	10	15	15	6	5	56	45
Novo Sarajevo	187	178	8	6	96	93	15	15	22	22	7	7	39	35
Stari Grad Sarajevo	76	74	3	3	39	39	5	4	8	8	1	1	20	19
Vogošća	40	39	1	1	23	23	2	2	4	4	1	1	9	8
<b>KANTON 10</b>	53	50	5	4	27	27	2	2	2	2	4	3	13	12
Glamoč	4	4	-	-	2	2	-	-	-	-	-	-	2	2
Grad Livno	33	30	3	2	19	19	2	2	-	-	3	2	6	5
Kupres	4	4	1	1	2	2	-	-	-	-	-	-	1	1
Tomislavgrad	12	12	1	1	4	4	-	-	2	2	1	1	4	4

**9. BROJ ZAPOSLENIKA U PREDŠKOLSKIM USTANOVAMA PREMA STAROSNIM GRUPAMA I POLU**

NUMBER OF EMPLOYEES IN PRE-SCHOOL INSTITUTIONS BY AGE GROUP AND SEX

	Spol Sex	Ukupno Total	Starosne grupe Age groups									
			manje od 25 god. Les than 25 years	25-29	30-34	35-39	40-44	45-49	50-54	55-59	60-64	65 i više god 65 and over

**FEDERACIJA BiH**

FEDERATION B&amp;H

<b>Ukupno</b> <i>Total</i>	<b>svega / all</b>	2307	83	280	428	374	305	251	234	222	127	3
	<b>žene / female</b>	2180	81	275	413	357	286	234	212	208	111	3
<b>Rukovodno osoblje / Management personal</b>	<b>svega / all</b>	141	3	9	25	30	29	11	14	11	9	-
	<b>žene / female</b>	119	3	9	20	27	23	10	12	10	5	-
<b>Odgajatelji / Educators</b>	<b>svega / all</b>	1175	41	187	265	201	152	110	82	90	47	-
	<b>žene / female</b>	1164	41	186	264	199	149	110	80	89	46	-
<b>Stručni saradnici / Profesional associates</b>	<b>svega / all</b>	119	3	28	41	24	12	3	1	3	3	1
	<b>žene / female</b>	116	3	28	40	23	11	3	1	3	3	1
<b>Zdravstveni stručnjaci / Health staff</b>	<b>svega / all</b>	224	26	31	49	28	16	13	16	31	14	-
	<b>žene / female</b>	223	26	30	49	28	16	13	16	31	14	-
<b>Zaposleni u administraciji / Administrative staff</b>	<b>svega / all</b>	105	1	5	13	16	13	13	10	18	16	-
	<b>žene / female</b>	90	-	4	11	15	11	11	9	16	13	-
<b>Zaposleni na održavanju i operativa / Employees on maintenance and operations</b>	<b>svega / all</b>	543	9	20	35	75	83	101	111	69	38	2
	<b>žene / female</b>	468	8	18	29	65	76	87	94	59	30	2

**UNSKO-SANSKI**

<b>Ukupno</b> <i>Total</i>	<b>svega / all</b>	226	4	20	27	35	31	26	34	27	22	-
	<b>žene / female</b>	211	4	20	24	35	28	22	32	26	20	-
<b>Rukovodno osoblje / Management personal</b>	<b>svega / all</b>	16	-	1	2	4	2	1	1	2	3	-
	<b>žene / female</b>	15	-	1	1	4	2	1	1	2	3	-
<b>Odgajatelji / Educators</b>	<b>svega / all</b>	103	2	13	17	19	14	11	9	13	5	-
	<b>žene / female</b>	102	2	13	17	19	13	11	9	13	5	-
<b>Stručni saradnici / Profesional associates</b>	<b>svega / all</b>	1	-	-	-	1	-	-	-	-	-	-
	<b>žene / female</b>	1	-	-	-	1	-	-	-	-	-	-
<b>Zdravstveni stručnjaci / Health staff</b>	<b>svega / all</b>	24	1	4	3	3	3	1	3	3	3	-
	<b>žene / female</b>	24	1	4	3	3	3	1	3	3	3	-
<b>Zaposleni u administraciji / Administrative staff</b>	<b>svega / all</b>	14	-	1	1	3	2	1	2	2	2	-
	<b>žene / female</b>	11	-	1	-	3	1	-	2	2	2	-
<b>Zaposleni na održavanju i operativa / Employees on maintenance and operations</b>	<b>svega / all</b>	68	1	1	4	5	10	12	19	7	9	-
	<b>žene / female</b>	58	1	1	3	5	9	9	17	6	7	-

## 9. BROJ ZAPOSLENIKA U PREDŠKOLSKIM USTANOVAMA PREMA STAROSNIM GRUPAMA I POLU

(nastavak)

NUMBER OF EMPLOYEES IN PRE-SCHOOL INSTITUTIONS BY AGE GROUP AND SEX

(continued)

	Spol Sex	Ukupno Total	Starosne grupe Age groups									
			manje od 25 god. Les than 25 years	25-29	30-34	35-39	40-44	45-49	50-54	55-59	60-64	65 i više god 65 and over
<b>POSAVSKI</b>												
Ukupno Total	svega / all	30	1	7	6	2	3	1	5	5	-	-
	žene / female	27	1	6	6	2	3	1	4	4	-	-
Rukovodno osoblje / Management personal	svega / all	3	-	1	2	-	-	-	-	-	-	-
	žene / female	3	-	1	2	-	-	-	-	-	-	-
Odgajatelji / Educators	svega / all	15	-	5	4	2	-	1	-	3	-	-
	žene / female	15	-	5	4	2	-	1	-	3	-	-
Stručni saradnici / Professional associates	svega / all	-	-	-	-	-	-	-	-	-	-	-
	žene / female	-	-	-	-	-	-	-	-	-	-	-
Zdravstveni stručnjaci / Health staff	svega / all	1	1	-	-	-	-	-	-	-	-	-
	žene / female	1	1	-	-	-	-	-	-	-	-	-
Zaposleni u administraciji / Administrative staff	svega / all	1	-	-	-	-	-	-	1	-	-	-
	žene / female	1	-	-	-	-	-	-	1	-	-	-
Zaposleni na održavanju i operativa / Employees on maintenance and operations	svega / all	10	-	1	-	-	3	-	4	2	-	-
	žene / female	7	-	-	-	-	3	-	3	1	-	-
<b>TUZLANSKI</b>												
Ukupno Total	svega / all	340	11	35	47	59	51	30	38	47	22	-
	žene / female	310	11	34	47	54	47	28	29	45	15	-
Rukovodno osoblje / Management personal	svega / all	16	-	-	1	5	2	2	3	1	2	-
	žene / female	12	-	-	1	4	1	2	3	1	-	-
Odgajatelji / Educators	svega / all	172	7	30	34	29	33	10	9	13	7	-
	žene / female	168	7	30	34	28	32	10	8	13	6	-
Stručni saradnici / Professional associates	svega / all	15	-	-	4	6	4	1	-	-	-	-
	žene / female	14	-	-	4	6	3	1	-	-	-	-
Zdravstveni stručnjaci / Health staff	svega / all	42	3	1	2	6	1	4	5	17	3	-
	žene / female	42	3	1	2	6	1	4	5	17	3	-
Zaposleni u administraciji / Administrative staff	svega / all	24	-	1	2	5	4	3	1	5	3	-
	žene / female	17	-	1	2	4	3	3	-	3	1	-
Zaposleni na održavanju i operativa / Employees on maintenance and operations	svega / all	71	1	3	4	8	7	10	20	11	7	-
	žene / female	57	1	2	4	6	7	8	13	11	5	-

## 9. BROJ ZAPOSLENIKA U PREDŠKOLSKIM USTANOVAMA PREMA STAROSNIM GRUPAMA I POLU

(nastavak)

NUMBER OF EMPLOYEES IN PRE-SCHOOL INSTITUTIONS BY AGE GROUP AND SEX

(continued)

	Spol Sex	Ukupno Total	Starosne grupe Age groups									
			manje od 25 god. Less than 25 years	25-29	30-34	35-39	40-44	45-49	50-54	55-59	60-64	65 i više god 65 and over
<b>ZENIČKO - DOBOJSKI</b>												
Ukupno Total	svoga / all	302	33	48	56	42	21	36	25	22	17	2
	žene / female	289	32	47	54	41	19	34	23	21	16	2
Rukovodno osoblje / Management personal	svoga / all	24	3	4	4	6	4	1	1	1	-	-
	žene / female	22	3	4	3	6	3	1	1	1	-	-
Odgajatelji / Educators	svoga / all	134	15	30	28	17	7	18	7	9	3	-
	žene / female	134	15	30	28	17	7	18	7	9	3	-
Stručni saradnici / Professional associates	svoga / all	8	1	4	2	1	-	-	-	-	-	-
	žene / female	8	1	4	2	1	-	-	-	-	-	-
Zdravstveni stručnjaci / Health staff	svoga / all	55	10	9	13	4	2	3	5	5	4	-
	žene / female	54	10	8	13	4	2	3	5	5	4	-
Zaposleni u administraciji / Administrative staff	svoga / all	7	-	-	1	2	2	-	-	-	2	-
	žene / female	7	-	-	1	2	2	-	-	-	2	-
Zaposleni na održavanju i operativa / Employees on maintenance and operations	svoga / all	74	4	1	8	12	6	14	12	7	8	2
	žene / female	64	3	1	7	11	5	12	10	6	7	2
<b>BOSANSKO-PODRINJSKI</b>												
Ukupno Total	svoga / all	33	-	1	4	7	3	6	8	2	2	-
	žene / female	28	-	1	2	6	3	6	8	2	-	-
Rukovodno osoblje / Management personal	svoga / all	2	-	-	-	-	-	-	1	-	1	-
	žene / female	1	-	-	-	-	-	-	1	-	-	-
Odgajatelji / Educators	svoga / all	14	-	1	1	2	1	3	5	1	-	-
	žene / female	14	-	1	1	2	1	3	5	1	-	-
Stručni saradnici / Professional associates	svoga / all	2	-	-	-	-	1	-	-	1	-	-
	žene / female	2	-	-	-	-	1	-	-	1	-	-
Zdravstveni stručnjaci / Health staff	svoga / all	-	-	-	-	-	-	-	-	-	-	-
	žene / female	-	-	-	-	-	-	-	-	-	-	-
Zaposleni u administraciji / Administrative staff	svoga / all	3	-	-	-	2	-	-	1	-	-	-
	žene / female	3	-	-	-	2	-	-	1	-	-	-
Zaposleni na održavanju i operativa / Employees on maintenance and operations	svoga / all	12	-	-	3	3	1	3	1	-	1	-
	žene / female	8	-	-	1	2	1	3	1	-	-	-



## 9. BROJ ZAPOSLENIKA U PREDŠKOLSKIM USTANOVAMA PREMA STAROSNIM GRUPAMA I POLU

(nastavak)

NUMBER OF EMPLOYEES IN PRE-SCHOOL INSTITUTIONS BY AGE GROUP AND SEX

(continued)

	Spol Sex	Ukupno Total	Starosne grupe Age groups									
			manje od 25 god. Les than 25 years	25-29	30-34	35-39	40-44	45-49	50-54	55-59	60-64	65 i više god 65 and over
<b>SREDNJOBOSANSKI</b>												
<b>Ukupno</b> <i>Total</i>	<b>svega / all</b>	139	3	11	24	20	17	18	19	18	9	-
	<b>žene / female</b>	131	3	11	24	19	17	15	17	16	9	-
<b>Rukovodno osoblje / Management personal</b>	<b>svega / all</b>	13	-	-	4	2	2	-	2	2	1	-
	<b>žene / female</b>	11	-	-	4	1	2	-	1	2	1	-
<b>Odgajatelji / Educators</b>	<b>svega / all</b>	73	2	8	16	12	11	6	9	6	3	-
	<b>žene / female</b>	73	2	8	16	12	11	6	9	6	3	-
<b>Stručni saradnici / Professional associates</b>	<b>svega / all</b>	3	-	-	1	-	-	-	-	1	1	-
	<b>žene / female</b>	3	-	-	1	-	-	-	-	1	1	-
<b>Zdravstveni stručnjaci / Health staff</b>	<b>svega / all</b>	10	1	2	3	-	-	1	1	1	1	-
	<b>žene / female</b>	10	1	2	3	-	-	1	1	1	1	-
<b>Zaposleni u administraciji / Administrative staff</b>	<b>svega / all</b>	6	-	-	-	1	-	2	-	2	1	-
	<b>žene / female</b>	6	-	-	-	1	-	2	-	2	1	-
<b>Zaposleni na održavanju i operativa / Employees on maintenance and operations</b>	<b>svega / all</b>	34	-	1	-	5	4	9	7	6	2	-
	<b>žene / female</b>	28	-	1	-	5	4	6	6	4	2	-
<b>HERCEGOVAČKO - NERETVANSKI</b>												
<b>Ukupno</b> <i>Total</i>	<b>svega / all</b>	319	2	22	60	45	48	46	31	44	20	1
	<b>žene / female</b>	310	2	21	59	44	48	43	30	42	20	1
<b>Rukovodno osoblje / Management personal</b>	<b>svega / all</b>	18	-	-	3	4	2	2	4	3	-	-
	<b>žene / female</b>	16	-	-	3	4	2	2	3	2	-	-
<b>Odgajatelji / Educators</b>	<b>svega / all</b>	184	1	15	41	30	28	25	15	19	10	-
	<b>žene / female</b>	184	1	15	41	30	28	25	15	19	10	-
<b>Stručni saradnici / Professional associates</b>	<b>svega / all</b>	20	-	6	9	3	-	1	-	-	-	1
	<b>žene / female</b>	19	-	6	8	3	-	1	-	-	-	1
<b>Zdravstveni stručnjaci / Health staff</b>	<b>svega / all</b>	17	-	-	3	4	4	2	1	1	2	-
	<b>žene / female</b>	17	-	-	3	4	4	2	1	1	2	-
<b>Zaposleni u administraciji / Administrative staff</b>	<b>svega / all</b>	18	-	1	3	-	3	3	2	5	1	-
	<b>žene / female</b>	17	-	-	3	-	3	3	2	5	1	-
<b>Zaposleni na održavanju i operativa / Employees on maintenance and operations</b>	<b>svega / all</b>	62	1	-	1	4	11	13	9	16	7	-
	<b>žene / female</b>	57	1	-	1	3	11	10	9	15	7	-

## 9. BROJ ZAPOSLENIKA U PREDŠKOLSKIM USTANOVAMA PREMA STAROSNIM GRUPAMA I POLU

(nastavak)

NUMBER OF EMPLOYEES IN PRE-SCHOOL INSTITUTIONS BY AGE GROUP AND SEX

(continued)

	Spol Sex	Ukupno Total	Starosne grupe Age groups									
			manje od 25 god. Les than 25 years	25-29	30-34	35-39	40-44	45-49	50-54	55-59	60-64	65 i više god 65 and over
<b>ZAPADNOHERCEGOVAČKI</b>												
Ukupno Total	svega / all	140	3	33	29	15	21	10	14	11	4	-
	žene / female	137	3	33	28	15	21	9	14	11	3	-
Rukovodno osoblje / Management personal	svega / all	14	-	1	3	3	2	2	1	1	1	-
	žene / female	11	-	1	2	3	2	1	1	1	-	-
Odgajatelji / Educators	svega / all	94	3	27	22	6	15	5	8	6	2	-
	žene / female	94	3	27	22	6	15	5	8	6	2	-
Stručni saradnici / Profesional associates	svega / all	7	-	3	2	2	-	-	-	-	-	-
	žene / female	7	-	3	2	2	-	-	-	-	-	-
Zdravstveni stručnjaci / Health staff	svega / all	-	-	-	-	-	-	-	-	-	-	-
	žene / female	-	-	-	-	-	-	-	-	-	-	-
Zaposleni u administraciji / Administrative staff	svega / all	3	-	1	-	-	-	-	-	1	1	-
	žene / female	3	-	1	-	-	-	-	-	1	1	-
Zaposleni na održavanju i operativa / Employees on maintenance and operations	svega / all	22	-	1	2	4	4	3	5	3	-	-
	žene / female	22	-	1	2	4	4	3	5	3	-	-
<b>KANTON SARAJEVO</b>												
Ukupno Total	svega / all	725	26	100	169	145	99	72	48	39	27	-
	žene / female	687	25	99	163	137	90	70	44	34	25	-
Rukovodno osoblje / Management personal	svega / all	30	-	2	6	6	12	2	1	1	-	-
	žene / female	24	-	2	4	5	9	2	1	1	-	-
Odgajatelji / Educators	svega / all	359	11	56	99	82	39	26	15	15	16	-
	žene / female	353	11	55	98	81	38	26	14	14	16	-
Stručni saradnici / Profesional associates	svega / all	61	2	15	22	11	6	1	1	1	2	-
	žene / female	60	2	15	22	10	6	1	1	1	2	-
Zdravstveni stručnjaci / Health staff	svega / all	73	10	15	25	11	6	2	-	3	1	-
	žene / female	73	10	15	25	11	6	2	-	3	1	-
Zaposleni u administraciji / Administrative staff	svega / all	25	1	1	5	3	1	4	3	3	4	-
	žene / female	22	-	1	4	3	1	3	3	3	4	-
Zaposleni na održavanju i operativa / Employees on maintenance and operations	svega / all	177	2	11	12	32	35	37	28	16	4	-
	žene / female	155	2	11	10	27	30	36	25	12	2	-

## 9. BROJ ZAPOSLENIKA U PREDŠKOLSKIM USTANOVAMA PREMA STAROSNIM GRUPAMA I POLU

(nastavak)

NUMBER OF EMPLOYEES IN PRE-SCHOOL INSTITUTIONS BY AGE GROUP AND SEX

(continued)

	Spol Sex	Ukupno Total	Starosne grupe Age groups									
			manje od 25 god. Less than 25 years	25-29	30-34	35-39	40-44	45-49	50-54	55-59	60-64	65 i više god 65 and over

## KANTON 10

Ukupno Total	svoga / all	53	-	3	6	4	11	6	12	7	4	-
	žene / female	50	-	3	6	4	10	6	11	7	3	-
Rukovodno osoblje / Management personal	svoga / all	5	-	-	-	-	3	1	-	-	1	-
	žene / female	4	-	-	-	-	2	1	-	-	1	-
Odgajatelji / Educators	svoga / all	27	-	2	3	2	4	5	5	5	1	-
	žene / female	27	-	2	3	2	4	5	5	5	1	-
Stručni saradnici / Professional associates	svoga / all	2	-	-	1	-	1	-	-	-	-	-
	žene / female	2	-	-	1	-	1	-	-	-	-	-
Zdravstveni stručnjaci / Health staff	svoga / all	2	-	-	-	-	-	-	1	1	-	-
	žene / female	2	-	-	-	-	-	-	1	1	-	-
Zaposleni u administraciji / Administrative staff	svoga / all	4	-	-	1	-	1	-	-	-	2	-
	žene / female	3	-	-	1	-	1	-	-	-	1	-
Zaposleni na održavanju i operativa / Employees on maintenance and operations	svoga / all	13	-	1	1	2	2	-	6	1	-	-
	žene / female	12	-	1	1	2	2	-	5	1	-	-

**10. DJECA PREMA ODGOJNIM GRUPAMA U JASLICAMA PREMA STAROSTI I SPOLU**
*CHILDREN ACCORDING TO EDUCATION GROUPS IN THE CHILDRENS NURSERY BY AGE AND SEX*

KANTONI CANTONS	Broj jaslica Number of nurseries	Broj odgojnih grupa Number of educational groups	Ukupno djece Total children		Djeca prema starosti Children by age					
					do 1. god. Under 1 year		od navršene 1. do 2. godine From age 1-2 years		od navršene 2. do 3. godine From age 2-3 years	
			svega All	ženski Female	svega All	ženski Female	svega All	ženski Female	svega All	ženski Female
<b>FEDERACIJA BiH</b>	<b>124</b>	<b>196</b>	<b>3249</b>	<b>1564</b>	<b>134</b>	<b>69</b>	<b>1251</b>	<b>591</b>	<b>1864</b>	<b>904</b>
<i>FEDERATION B&amp;H</i>										
<b>UNSKO-SANSKI</b>	17	23	335	159	2	1	147	67	186	91
Bosanska Krupa	2	2	30	17	-	-	13	7	17	10
Bosanski Petrovac	1	1	13	5	-	-	7	2	6	3
Bužim	1	1	13	9	-	-	1	1	12	8
Grad Bihać	7	10	136	61	2	1	67	30	67	30
Grad Cazin	2	3	47	21	-	-	19	7	28	14
Ključ	-	-	-	-	-	-	-	-	-	-
Sanski Most	1	2	33	18	-	-	16	11	17	7
Velika Kladuša	3	4	63	28	-	-	24	9	39	19
<b>POSAVSKI</b>	3	3	36	23	-	-	17	9	19	14
Domaljevac-Šamac	1	1	8	5	-	-	6	4	2	1
Odžak	1	1	11	7	-	-	4	1	7	6
Orašje	1	1	17	11	-	-	7	4	10	7
<b>TUZLANSKI</b>	14	19	416	200	13	6	167	84	236	110
Banovići	1	1	33	15	4	2	15	7	14	6
Doboj Istok	1	1	12	6	-	-	12	6	-	-
Gračanica	2	2	40	19	-	-	18	10	22	9
Gradačac	1	1	33	13	-	-	10	5	23	8
Grad Tuzla	5	8	190	90	7	3	67	35	116	52
Lukavac	1	1	18	12	-	-	6	5	12	7
Srebrenik	1	2	27	15	-	-	9	3	18	12
Živinice	2	3	63	30	2	1	30	13	31	16
<b>ZENIČKO-DOBOJSKI</b>	21	33	549	254	28	15	214	97	307	142
Breza	1	1	17	9	-	-	4	1	13	8
Grad Zenica	10	15	229	116	20	13	99	54	110	49
Kakanj	1	2	36	18	-	-	15	9	21	9
Maglaj	1	2	57	20	6	1	22	5	29	14
Tešanj	5	8	136	63	-	-	43	20	93	43
Visoko	1	2	39	18	-	-	17	5	22	13
Zavidovići	1	2	31	7	2	1	14	3	15	3
Žepče	1	1	4	3	-	-	-	-	4	3
<b>BOSANSKO-PODRINJSKI</b>	-	-	-	-	-	-	-	-	-	-
Grad Goražde	-	-	-	-	-	-	-	-	-	-

## 10. DJECA PREMA ODGOJNIM GRUPAMA U JASLICAMA PREMA STAROSTI I SPOLU

(nastavak)

CHILDREN ACCORDING TO EDUCATION GROUPS IN THE CHILDRENS NURSERY BY AGE AND SEX

(continued)

KANTONI CANTONS	Broj jaslica Number of nurseries	Broj odgojnih grupa Number of educational groups	Ukupno djece Total children		Djeca prema starosti Children by age					
					do 1. god. Under 1 year		od navršene 1. do 2. godine From age 1-2 years		od navršene 2. do 3. godine From age 2-3 years	
					svega All	ženski Female	svega All	ženski Female	svega All	ženski Female
<b>SREDNJOBOSANSKI</b>	11	15	249	129	12	4	90	43	147	82
Bugojno	1	2	34	17	2	1	13	8	19	8
Busovača	1	1	7	3	-	-	1	1	6	2
Jajce	1	1	24	10	-	-	-	-	24	10
Kiseljak	2	2	21	10	1	-	14	5	6	5
Kreševo	1	1	18	11	-	-	10	5	8	6
Novi Travnik	2	2	35	16	-	-	17	6	18	10
Travnik	2	4	86	48	9	3	35	18	42	27
Vitez	1	2	24	14	-	-	-	-	24	14
<b>HERCEGOVAČKO - NERETVANSKI</b>	15	22	352	180	9	7	144	70	199	103
Čapljina	1	2	32	17	-	-	9	4	23	13
Čitluk	2	2	38	16	-	-	23	7	15	9
Grad Mostar	10	16	250	130	9	7	100	51	141	72
Prozor - Rama	1	1	17	9	-	-	6	3	11	6
Stolac	1	1	15	8	-	-	6	5	9	3
<b>ZAPADNOHERCEGOVAČKI</b>	11	15	209	97	-	-	95	40	114	57
Grad Široki Brijeg	5	6	96	44	-	-	35	14	61	30
Grude	1	3	32	12	-	-	14	4	18	8
Ljubuški	2	3	29	15	-	-	21	10	8	5
Posušje	3	3	52	26	-	-	25	12	27	14
<b>KANTON SARAJEVO</b>	29	61	1018	496	65	34	352	171	601	291
Centar Sarajevo	5	6	122	59	17	10	30	16	75	33
Hadžići	2	2	34	17	4	2	3	2	27	13
Iliđža	5	8	129	63	2	2	52	24	75	37
Ilijaš	1	3	27	12	1	1	11	6	15	5
Novi Grad Sarajevo	4	13	205	100	15	7	76	39	114	54
Novo Sarajevo	8	20	321	162	7	4	120	60	194	98
Stari Grad Sarajevo	2	6	92	47	14	6	26	14	52	27
Vogošća	2	3	88	36	5	2	34	10	49	24
<b>KANTON 10</b>	3	5	85	26	5	2	25	10	55	14
Grad Livno	2	3	42	14	5	2	17	6	20	6
Tomislavgrad	1	2	43	12	-	-	8	4	35	8

**11. BROJ ZAPOSLENIKA U ODGOJNIM GRUPAMA U JASLICAMA**
*NUMBER OF EMPLOYEES IN EDUCATIONAL GROUPS IN NURSERIES*

KANTONI CANTONS	Ukupno Total		Rukovodno osoblje Management personnel		Odgajatelji Educators		Pedagoški savjetnici Pedagogical advisers		Zdravstveni stručnjaci Health staff		Zaposleni u administraciji Administrative staff		Zaposleni na održavanju i operativa Employees on maintenance and operations	
	svoga All	žene Female	svoga All	žene Female	svoga All	žene Female	svoga All	žene Female	svoga All	žene Female	svoga All	žene Female	svoga All	žene Female
<b>FEDERACIJA BIH</b> <i>FEDERATION B&amp;H</i>	500	483	25	20	210	210	13	15	179	176	12	11	61	51
<b>UNSKO-SANSKI</b>	38	37	1	-	13	13	-	-	23	23	-	-	1	1
Bosanska Krupa	3	3	-	-	2	2	-	-	1	1	-	-	-	-
Bosanski Petrovac	2	2	-	-	-	-	-	-	2	2	-	-	-	-
Bužim	1	1	-	-	1	1	-	-	-	-	-	-	-	-
Grad Bihać	16	15	1	-	5	5	-	-	10	10	-	-	-	-
Grad Cazin	4	4	-	-	-	-	-	-	4	4	-	-	-	-
Ključ	-	-	-	-	-	-	-	-	-	-	-	-	-	-
Sanski Most	5	5	-	-	-	-	-	-	4	4	-	-	1	1
Velika Kladuša	7	7	-	-	5	5	-	-	2	2	-	-	-	-
<b>POSAVSKI</b>	20	17	3	3	5	5	-	-	1	1	1	1	10	7
Domaljevac-Šamac	4	4	1	1	1	1	-	-	-	-	-	-	2	2
Odžak	6	5	1	1	1	1	-	-	1	1	1	1	2	1
Orašje	10	8	1	1	3	3	-	-	-	-	-	-	6	4
<b>TUZLANSKI</b>	41	41	-	-	16	16	-	-	25	25	-	-	-	-
Banovići	1	1	-	-	-	-	-	-	1	1	-	-	-	-
Doboj Istok	2	2	-	-	-	-	-	-	2	2	-	-	-	-
Gračanica	4	4	-	-	-	-	-	-	4	4	-	-	-	-
Gradačac	6	6	-	-	3	3	-	-	3	3	-	-	-	-
Grad Tuzla	16	16	-	-	7	7	-	-	9	9	-	-	-	-
Lukavac	2	2	-	-	1	1	-	-	1	1	-	-	-	-
Srebrenik	4	4	-	-	2	2	-	-	2	2	-	-	-	-
Živinice	6	6	-	-	3	3	-	-	3	3	-	-	-	-

## 11. BROJ ZAPOSLENIKA U ODGOJNIM GRUPAMA U JASLICAMA

(nastavak)

NUMBER OF EMPLOYEES IN EDUCATIONAL GROUPS IN NURSERIES

(continued)

KANTONI CANTONS	Ukupno Total		Rukovodno osoblje Management personnel		Odgajatelji Educators		Pedagoški savjetnici Pedagogical advisers		Zdravstveni stručnjaci Health staff		Zaposleni u administraciji Administrative staff		Zaposleni na održavanju i operativa Employees on maintenance and operations	
	svega All	žene Female	svega All	žene Female	svega All	žene Female	svega All	žene Female	svega All	žene Female	svega All	žene Female	svega All	žene Female
<b>ZENIČKO - DOBOJSKI</b>	83	80	4	4	20	20	-	-	42	41	1	1	16	14
Breza	2	2	-	-	1	1	-	-	1	1	-	-	-	-
Grad Zenica	27	26	1	1	4	4	-	-	20	19	-	-	2	2
Kakanj	4	4	-	-	2	2	-	-	2	2	-	-	-	-
Maglaj	9	9	1	1	6	6	-	-	2	2	-	-	-	-
Tešanj	20	20	1	1	4	4	-	-	11	11	-	-	4	4
Visoko	16	14	1	1	2	2	-	-	2	2	1	1	10	8
Zavidovići	3	3	-	-	-	-	-	-	3	3	-	-	-	-
Žepče	2	2	-	-	1	1	-	-	1	1	-	-	-	-
<b>BOSANSKO-PODRINJSKI</b>	-	-	-	-	-	-	-	-	-	-	-	-	-	-
Grad Goražde	-	-	-	-	-	-	-	-	-	-	-	-	-	-
<b>SREDNJOBOSANSKI</b>	36	35	3	3	17	17	-	-	9	9	1	1	6	5
Bugojno	4	4	-	-	2	2	-	-	2	2	-	-	-	-
Busovača	1	1	-	-	-	-	-	-	1	1	-	-	-	-
Jajce	2	2	-	-	1	1	-	-	1	1	-	-	-	-
Kiseljak	2	2	-	-	2	2	-	-	-	-	-	-	-	-
Kreševo	5	5	1	1	2	2	-	-	-	-	1	1	1	1
Novi Travnik	10	9	1	1	3	3	-	-	3	3	-	-	3	2
Travnik	10	10	-	-	6	6	-	-	2	2	-	-	2	2
Vitez	2	2	1	1	1	1	-	-	-	-	-	-	-	-
<b>HERCEGOVAČKO - NERETVANSKI</b>	75	74	4	3	39	39	2	2	17	17	3	3	10	10
Čapljina	5	5	-	-	5	5	-	-	-	-	-	-	-	-
Čitluk	25	24	3	2	13	13	1	1	1	1	2	2	5	5
Grad Mostar	34	34	-	-	18	18	-	-	15	15	-	-	1	1
Prozor	9	9	1	1	1	1	1	1	1	1	1	1	4	4
Stolac	2	2	-	-	2	2	-	-	-	-	-	-	-	-

## 11. BROJ ZAPOSLENIKA U ODGOJNIM GRUPAMA U JASLICAMA

(nastavak)

NUMBER OF EMPLOYEES IN EDUCATIONAL GROUPS IN NURSERIES

(continued)

KANTONI CANTONS	Ukupno Total		Rukovodno osoblje Management personnel		Odgajatelji Educators		Pedagoški savjetnici Pedagogical advisers		Zdravstveni stručnjaci Health staff		Zaposleni u administraciji Administrative staff		Zaposleni na održavanju i operativa Employees on maintenance and operations	
	svega All	žene Female	svega All	žene Female	svega All	žene Female	svega All	žene Female	svega All	žene Female	svega All	žene Female	svega All	žene Female
<b>ZAPADNOHERCEGOVAČKI</b>	35	34	2	1	32	32	-	-	-	-	-	-	1	1
Grad Široki Brijeg	15	15	1	1	14	14	-	-	-	-	-	-	-	-
Grude	4	4	-	-	4	4	-	-	-	-	-	-	-	-
Ljubuški	6	6	-	-	6	6	-	-	-	-	-	-	-	-
Posušje	10	9	1	-	8	8	-	-	-	-	-	-	1	1
<b>KANTON SARAJEVO</b>	164	157	8	6	62	62	11	11	60	60	6	5	17	13
Centar Sarajevo	18	16	1	-	6	6	-	-	8	8	1	-	2	2
Hadžići	6	6	-	-	4	4	1	1	1	1	-	-	-	-
Iliđža	24	22	2	2	6	6	4	4	9	9	-	-	3	1
Ilijaš	6	6	-	-	5	5	-	-	1	1	-	-	-	-
Novi Grad Sarajevo	24	24	-	-	13	13	-	-	11	11	-	-	-	-
Novo Sarajevo	64	61	5	4	16	16	5	5	21	21	5	5	12	10
Stari Grad Sarajevo	12	12	-	-	6	6	-	-	6	6	-	-	-	-
Vogošća	10	10	-	-	6	6	1	1	3	3	-	-	-	-
<b>KANTON 10</b>	8	8	-	-	6	6	-	2	2	-	-	-	-	-
Grad Livno	6	6	-	-	6	6	-	-	-	-	-	-	-	-
Tomislavgrad	2	2	-	-	-	-	-	2	2	-	-	-	-	-