



Bosna i Hercegovina
Federacija Bosne i Hercegovine
**Federalni zavod
za statistiku**
Institute for
Statistics of FBiH

ISSN 1512-5106

BILJNA PROIZVODNJA

PLANT PRODUCTION

2017



266 STATISTIČKI BILTEN **266**
STATISTICAL BULLETIN

Sarajevo, 2018.



Bosna i Hercegovina
Federacija Bosne i Hercegovine
**Federalni zavod
za statistiku**
Institute for
Statistics of FBiH

ISSN 1512-5106

BILJNA PROIZVODNJA

PLANT PRODUCT

2017

266 STATISTIČKI BILTEN **266**
STATISTICAL BULLETIN

Sarajevo, 2018.

Izdavač: Federalni zavod za statistiku, Zelenih beretki 26, 71000 Sarajevo

Publisher: Institute for statistics of FBiH, Zelenih beretki 26, 71000 Sarajevo

Telefon/Phone/Faks: +387 33 20 64 52

Elektronska pošta/E-mail: fedstat@fzs.ba

Internetska stranica/Web site: <http://www.fzs.ba>

Odgovara direktor: Doc. dr. Emir Kremić

Person responsible: Assis.Prof. Dr. Emir Kremić, Director General

Pripremio: Fehrija Mehić, Elmina Ramić-Lukač

Prepared by: Fehrija Mehić, Elmina Ramić-Lukač

Molimo korisnike da prilikom korišćenja podataka navedu izvor

Users are kindly requested to state the source

Štampano/Tiskano u 50 primjeraka

Printed in 50 copies

Obavijesti daje Odsjek za odnose s javnošću

Information is available at the Department of Public Relations

Telefon/Phone: +387 33 40 70 19

Pretplata publikacija/Subscription: +387 33 40 70 20

PREDGOVOR

Federalni zavod za statistiku uradio je statistički bilten “Biljna proizvodnja u 2017. godini“ u kojem su prezentirani podaci biljne proizvodnje, a rezultat su provedenih statističkih istraživanja prema Planu provođenja statističkih istraživanja od interesa za Federaciju Bosne i Hercegovine.

Želja nam je da našim korisnicima prezentiramo što više podataka o biljnoj proizvodnji u Federaciji Bosne i Hercegovine, kao što su podaci o zasijanim površinama u 2016/17. godini, ukupnoj proizvodnji usjeva, voća i grožđa i prosječnim prinosima istih u 2017. godini.

Podaci su dati za nivo Federacije Bosne i Hercegovine, kantona i općina.

PREFACE

Institute for Statistics of FBiH has completed the statistical Bulletin “Plant production in 2017” in which data are presented on crop production from regular statistical surveys in accordance with “The Statistical Research Programme for the Federation of Bosnia and Herzegovina”.

We want to present more data on plant production in Federation of Bosnia and Herzegovina to our users, such as: the sown area in 2016/17, total crop, fruit and grapes production and their average yield (t/ha, kg/tree and kg/vine) in 2017.

Data are presented for the Federation of Bosnia and Herzegovina, cantons and municipalities.

Doc. dr. Emir Kremić, direktor
Federalnog zavoda za statistiku

*Assist.Prof. Dr. Emir Kremić, Director General
Institute for Statistics of FBiH*

Sarajevo, april/travanj 2018.
Sarajevo, April 2018

SADRŽAJ CONTENT

PREDGOVOR <i>PREFACE</i>	3
SKRAĆENICE/KRATICE I ZNAKOVI <i>ABBREVIATIONS AND SYMBOLS</i>	4
METODLOŠKA OBJAŠNENJA <i>METHODOLOGICAL NOTES</i>	7
PROIZVODNJA VAŽNIJIH USJEVA <i>MAIN CROP PRODUCTION</i>	8
PROIZVODNJA VOĆA <i>FRUIT PRODUCTION</i>	10
ZASIJANE POVRŠINE U FBiH U 2016/17 <i>SOWN AREA BY CANTONS IN FBiH IN 2016/17</i>	12
ZASIJANE POVRŠINE USJEVA PO KANTONIMA I OPĆINAMA U 2016/17 <i>SOWN AREA OF SELECTED CROPS BY CANTONS AND MUNICIPALITIES IN 2016/17</i>	14
PROIZVODNJA RANIH USJEVA U 2017. GODINI <i>EARLY CROP PRODUCTION IN 2017</i>	18
PROIZVODNJA RANOG VOĆA U 2017. GODINI <i>EARLY FRUIT PRODUCTION IN 2017</i>	19
PROIZVODNJA KASNIH USJEVA U 2017. GODINI <i>LATE CROP PRODUCTION BY CANTONS IN 2017</i>	20
PROIZVODNJA KASNOG VOĆA U 2017. GODINI <i>LATE FRUIT PRODUCTION IN 2017</i>	22
PRINOSI USJEVA, VOĆA I GROŽĐA PO KANTONIMA I OPĆINAMA U 2017 <i>CROP, FRUIT AND GRAPES PRODUCTION BY CANTONS AND MUNICIPALITIES IN 2017</i>	24

SKRAĆENICE/KRATICE	
ha	hektar
t	tona
kg	kilogram

ABBREVIATIONS	
<i>ha</i>	<i>hectare</i>
<i>t</i>	<i>ton</i>
<i>kg</i>	<i>kilogram</i>

ZNAKOVI	
-	nema pojave
0	podatak je manji od 0,5 upotrijebljene jedinice mjere

SYMBOLS	
-	<i>no occurrence</i>
0	<i>value is less than 0.5 of the unit of measure used</i>

Podaci o biljnoj proizvodnji prikupljaju se redovnim statističkim istraživanjima i to:

- 1) Podaci o zasijanim površinama (PO-21 i PO-22),
- 2) Podaci o ostvarenim prinosima usjeva, voća i grožđa (PO-32, PO-33 i PO-34).

Podaci predstavljaju ukupno ostvarenu poljoprivrednu proizvodnju, iako se prikupljanje podataka obavlja ovisno od izvještajne jedinice. Izvještajne jedinice za biljnu proizvodnju su:

- 1) poslovni subjekti, zemljoradničke zadruge i druge organizacije koje se bave poljoprivrednom proizvodnjom i dostavljaju podatke redovnim statističkim izvještajima,
- 2) općine za porodična/obiteljska poljoprivredna gazdinstva/gospodarstva, a podaci se prikupljaju metodom procjene koju rade stručnjaci za poljoprivredu u općinama. Podaci se iskazuju za općinu ukupno.

Podaci o zasijanim površinama i broju stabala voća i čokota/trsova

Prvo se utvrđuju podaci o površinama pojedinih kategorija korištenja zemljišta i upoređuju sa istim podacima iz prethodne godine. Obavezno voditi računa o promjenama površina pojedinih kategorija korištenja zemljišta u toku godine.

Poslije toga procjenjuju se zasijane površine na oranicama i baštama po pojedinim usjevima, broj stabala voća po vrstama voća, kao i broj čokota/trsova vinove loze (ukupan broj i broj sposobnih za rod).

Podaci o ostvarenoj proizvodnji usjeva, voća i grožđa

Požnjevena površina je površina sa koje je usjev požnjeven i prinos ubran. Požnjevena površina može biti manja od zasijane površine u slučaju ako su usjevi na nekim površinama usljed elementarnih i drugih nepogoda uništeni, te zbog toga nije objavljena žetva niti ubran prinos.

Kod voća i čokota/trsova uzima se broj stabala i čokota/trsova sposobnih za rod, a ne broj stabala sa kojih je ubran prinos. Ako je u međuvremenu došlo do stradanja nekih stabala ili čokota/trsova podaci moraju biti umanjeni za taj broj stabala ili čokota/trsova.

Ostvareni prinos ratarskih usjeva predstavlja prinos normalne vlažnosti koji je dobiven po završenoj žetvi/berbi i vršidbi, tj. prinos po odbitku količina izgubljenih pri žetvi, prijevozu do gazdinstva /gospodarstva, vršidbi i sl.

Prinos po jedinici površine (t/ha) obračunat je na požnjevenu površinu.

Prinos po stablu i čokotu/trsu (kg) obračunat je na stablo sposobno za rod, odnosno na čokot/trs.

The data on crop production are collected through regular statistical surveys:

- 1) *The data on sown area: (PO-21 and PO-22),*
- 2) *The data on production of arable crops, fruit and grapes: (PO-32, PO-33 and PO-34).*

The data include total production; although the data are collected separately by kind of report unit. The report units for plant production are:

- 1) *The agricultural enterprises, agricultural co-operatives and other organizations which are engaged in agriculture and data are gathered through regular statistical reports,*
- 2) *The family agricultural holdings and data are gathered through estimations. The estimations are made on local level – for each municipality in total. The estimators are currently agricultural experts in the local authorities of municipalities.*

Data on sown area and number of fruit trees and vines

The first phase is the assessment of land use data and comparing this data with data of last year. It is important to take into account the changes of land use categories during the determined year.

Then to assess total sown arable area and to make estimation on number of fruit trees and vines (total number and number of fruit-bearing trees/vines).

Crop, fruit and grape production data

Harvested area is the area on which crops are harvested and yields are gathered. It can be smaller than the sown area in the case that crops were weather-beaten and because of the harvest was not carried out.

The trees and vines – are number of trees and vines capable of bearing, not tree numbers where crops were taken. In the case of harm to trees and vines this should be disposed of.

Realized yield crop is the yield of standard humidity after the deduction of all losses during harvest, transport and threshing.

Yield per unit of area (t/ha) is computed on the base of harvested area.

Yield per tree/vine (in kg) is computed for fruit-bearing tree or vine.

PROIZVODNJA VAŽNIJIH USJEVA / MAIN CROP PRODUCTION

	2015		2016		2017		
	ukupna total, t	t/ha	ukupna total, t	t/ha	ukupna total, t	t/ha	
Federacija Bosne i Hercegovine							
Pšenica	71.925	3,6	86.732	4,1	74.609	3,7	Wheat
Ječam	25.299	2,8	27.939	3,1	25.812	3,0	Barley
Kukuruz, zno	187.800	3,9	243.760	5,1	156.666	3,2	Maize-grain
Krompir/krumpir	202.536	9,2	228.010	10,6	127.153	8,0	Potato
Grah	4.804	1,5	6.009	1,5	10.241	2,4	Bean
Kupus	33.050	11,4	38.142	13,4	28.744	10,2	Cabbage
Kukuruz, zelena masa	342.699	16,1	450.151	18,7	289.417	12,0	Maize, green mass
Travno-djetel. smjese	53.776	3,2	60.270	3,6	44.525	2,8	Grass-clover mixtures
Unsko-sanski kanton							
Pšenica	19.264	3,9	20.536	3,9	16.603	3,5	Wheat
Ječam	2.947	3,5	3.168	3,6	2.702	3,0	Barley
Kukuruz, zno	60.753	4,4	66.527	4,7	43.958	3,0	Maize-grain
Krompir/krumpir	22.411	7,5	30.222	9,8	21.442	6,9	Potato
Grah	1.151	1,2	2.119	1,2	984	0,6	Bean
Kupus	2.978	12,9	4.755	19,7	2.801	11,6	Cabbage
Kukuruz, zelena masa	111.083	18,3	152.461	22,5	103.155	15,5	Maize, green mass
Travno-djetel. smjese	7.417	3,1	10.911	4,9	6.725	2,8	Grass-clover mixtures
Kanton Posavski							
Pšenica	12.082	3,6	19.340	5,1	16.416	4,4	Wheat
Ječam	3.013	3,2	4.095	4,6	3.803	4,2	Barley
Kukuruz, zno	13.048	2,5	29.679	5,5	19.297	3,3	Maize-grain
Krompir/krumpir	1.919	6,4	3.052	11,2	2.104	7,8	Potato
Grah	119	1,2	203	2,0	123	1,3	Bean
Kupus	2.174	15,2	2.337	17,1	1.862	13,7	Cabbage
Kukuruz, zelena masa	21.050	29,6	26.300	34,6	18.800	24,7	Maize, green mass
Travno-djetel. smjese	1.843	7,8	2.825	11,8	1.633	6,9	Grass-clover mixtures
Tuzlanski							
Pšenica	12.448	3,4	15.216	4,1	12.741	3,7	Wheat
Ječam	1.733	3,2	2.155	3,8	2.052	3,7	Barley
Kukuruz, zno	92.839	4,3	118.121	5,5	73.515	3,4	Maize-grain
Krompir/krumpir	66.916	9,1	78.630	10,9	11.575	7,0	Potato
Grah	1.092	1,7	1.184	1,8	108	0,8	Bean
Kupus	3.723	3,7	4.620	4,6	3.347	3,4	Cabbage
Kukuruz, zelena masa	154.363	13,5	189.295	15,3	104.645	8,5	Maize, green mass
Travno-djetel. smjese	7.823	2,5	9.172	2,8	7.163	2,1	Grass-clover mixtures
Zeničko-dobojski							
Pšenica	7.010	3,7	8.851	4,7	7.366	4,1	Wheat
Ječam	1.501	3,3	1.958	4,3	1.710	3,8	Barley
Kukuruz, zno	15.823	3,4	23.582	5,2	14.816	3,3	Maize-grain
Krompir/krumpir	16.669	7,9	18.245	8,7	16.374	7,4	Potato
Grah	550	1,3	567	1,3	470	1,1	Bean
Kupus	1.975	13,3	2.157	14,1	1.985	13,1	Cabbage
Kukuruz, zelena masa	9.513	13,7	11.710	16,5	8.692	9,6	Maize, green mass
Travno-djetel. smjese	17.325	3,1	16.772	3,1	10.973	2,2	Grass-clover mixtures
Bosansko-podrinjski							
Pšenica	272	4,0	254	3,8	214	3,5	Wheat
Ječam	65	2,9	51	2,6	39	2,3	Barley
Kukuruz, zno	30	0,7	32	0,8	31	0,8	Maize-grain
Krompir/krumpir	5.480	14,7	5.944	15,2	5.864	15,2	Potato
Grah	46	1,6	55	1,8	75	2,2	Bean
Kupus	442	10,5	516	11,5	468	11,4	Cabbage
Kukuruz, zelena masa	329	17,3	309	17,2	329	17,3	Maize, green mass
Travno-djetel. smjese	269	4,1	289	4,4	289	4,4	Grass-clover mixtures

PROIZVODNJA VAŽNIJIH USJEVA / MAIN CROP PRODUCTION (nastavak/continued)

	2015		2016		2017		
	ukupna total, t	t/ha	ukupna total, t	t/ha	ukupna total, t	t/ha	
Srednjobosanski							
Pšenica	5.667	3,2	5.996	3,5	5.542	3,4	Wheat
Ječam	3.265	3,1	3.298	3,2	2.875	3,3	Barley
Kukuruz, zno	2.471	1,8	2.630	2,0	2.115	1,7	Maize-grain
Krompir/krumpir	28.124	8,6	27.839	8,6	23.232	7,5	Potato
Grah	1.025	1,6	1.053	1,8	930	1,6	Bean
Kupus	8.807	16,1	8.505	16,5	8.593	16,6	Cabbage
Kukuruz, zelena masa	18.361	22,2	22.138	25,1	17.222	19,3	Maize, green mass
Travno-djetel. smjese	5.907	3,5	5.241	3,0	4.419	3,2	Grass-clover mixtures
Hercegovacko-neretvanski							
Pšenica	863	3,2	799	3,2	881	3,3	Wheat
Ječam	787	2,9	746	2,9	732	2,7	Barley
Kukuruz, zno	306	2,8	308	3,3	214	3,3	Maize-grain
Krompir/krumpir	26.418	11,8	28.541	13,3	18.884	8,9	Potato
Grah	219	1,9	224	1,9	7.139	6,3	Bean
Kupus	7.606	28,8	8.570	30,1	4.086	14,0	Cabbage
Kukuruz, zelena masa	525	6,8	6.654	17,8	4.650	14,0	Maize, green mass
Travno-djetel. smjese	93	3,1	93	3,1	96	3,2	Grass-clover mixtures
Zapadnohercegovacki							
Pšenica	2.210	2,9	2.228	3,0	2.095	3,0	Wheat
Ječam	1.556	2,6	1.593	2,7	1.583	2,8	Barley
Kukuruz, zno	1.801	2,4	1.903	2,9	1.856	3,0	Maize-grain
Krompir/krumpir	10.212	7,4	9.036	7,8	7.139	6,3	Potato
Grah	96	1,8	88	1,8	74	1,7	Bean
Kupus	1.903	8,0	2.264	13,8	2.107	13,6	Cabbage
Kukuruz, zelena masa	450	5,4	627	6,1	571	6,1	Maize, green mass
Travno-djetel. smjese	147	2,0	156	2,6	180	2,6	Grass-clover mixtures
Kanton Sarajevo							
Pšenica	432	3,2	461	3,5	364	2,8	Wheat
Ječam	511	2,8	486	2,9	446	2,9	Barley
Kukuruz, zno	646	3,1	948	4,5	723	3,3	Maize-grain
Krompir/krumpir	9.146	8,4	9.162	8,6	7.066	6,8	Potato
Grah	450	2,5	475	2,6	300	1,7	Bean
Kupus	1.488	7,5	2.499	12,6	1.586	8,4	Cabbage
Kukuruz, zelena masa	2.887	16,5	9.567	28,0	6.912	21,1	Maize, green mass
Travno-djetel. smjese	2.710	3,5	2.819	4,0	2.182	3,5	Grass-clover mixtures
Kanton 10							
Pšenica	11.678	3,9	13.051	3,7	12.388	3,7	Wheat
Ječam	9.921	2,5	10.390	2,5	9.872	2,5	Barley
Kukuruz, zno	85	3,4	31	2,3	141	12,3	Maize-grain
Krompir/krumpir	15.240	17,6	17.339	19,9	13.474	16,8	Potato
Grah	55	1,6	41	1,6	39	1,5	Bean
Kupus	1.954	18,9	1.919	19,4	1.909	20,1	Cabbage
Kukuruz, zelena masa	24.138	19,2	31.090	18,0	24.441	14,1	Maize, green mass
Travno-djetel. smjese	10.244	4,0	11.993	4,0	10.867	3,8	Grass-clover mixtures

PROIZVODNJA VOĆA *FRUIT PRODUCTION*

	2015		2016		2017		
	ukupan total, t	po stablu per tree, kg	ukupan total, t	po stablu per tree, kg	ukupan total, t	po stablu per tree, kg	
Federacija Bosne i Hercegovine							
Trešnja	6.440	11,6	6.240	11,5	5.493	9,9	<i>Cherry</i>
Višnja	2.650	10,7	2.682	10,6	2.005	7,8	<i>Sour cherry</i>
Kajsije/marelice	623	8,1	649	8,9	836	11,9	<i>Apricot</i>
Jabuke	41.929	12,8	33.199	9,7	23.569	6,7	<i>Apple</i>
Kruške	11.719	9,3	9.439	7,2	5.675	4,3	<i>Pear</i>
Šljive	45.685	7,7	42.655	7,2	23.303	4,0	<i>Plum</i>
Breskve	6.957	14,2	6.671	13,6	4.607	8,8	<i>Peach</i>
Orasi	3.972	10,7	1.639	4,3	925	2,5	<i>Walnut</i>
Unsko-sanski kanton							
Trešnje	305	10,7	119	3,4	179	5,3	<i>Cherry</i>
Višnje	68	9,1	69	8,6	63	7,8	<i>Sour cherry</i>
Kajsije/marelice	9	5,0	1	0,3	2	1,1	<i>Apricot</i>
Jabuke	2.015	13,0	1.288	8,4	889	5,9	<i>Apple</i>
Kruške	566	9,4	314	5,3	217	3,6	<i>Pear</i>
Šljive	3.543	3,8	3.263	3,7	2.283	2,7	<i>Plum</i>
Breskve	9	2,2	6	1,6	8	2,0	<i>Peach</i>
Orasi	1.059	14,1	132	1,8	86	1,1	<i>Walnut</i>
Kanton Posavski							
Trešnje	25	23,7	32	20,2	28	13,3	<i>Cherry</i>
Višnje	45	15,1	90	24,6	73	17,2	<i>Sour cherry</i>
Kajsije/marelice	13	14,7	30	27,5	30	19,1	<i>Apricot</i>
Jabuke	231	15,0	374	19,8	252	9,6	<i>Apple</i>
Kruške	100	14,1	255	31,3	148	16,0	<i>Pear</i>
Šljive	1.493	13,8	2.753	22,9	1.061	8,6	<i>Plum</i>
Breskve	16	7,8	46	19,4	28	10,1	<i>Peach</i>
Orasi	42	13,3	71	20,8	51	11,6	<i>Walnut</i>
Tuzlanski							
Trešnje	2.821	14,6	3.017	15,6	2.943	14,6	<i>Cherry</i>
Višnje	1.336	13,7	1.329	13,7	1.188	11,8	<i>Sour cherry</i>
Kajsije/marelice	126	3,0	123	3,2	522	13,7	<i>Apricot</i>
Jabuke	13.121	9,9	14.371	10,4	12.268	8,6	<i>Apple</i>
Kruške	4.055	7,3	4.755	8,1	3.779	6,3	<i>Pear</i>
Šljive	25.794	9,5	28.327	10,4	16.616	6,4	<i>Plum</i>
Breskve	348	7,3	293	7,6	257	5,2	<i>Peach</i>
Orasi	424	5,0	555	6,5	346	4,7	<i>Walnut</i>
Zeničko-dobojski							
Trešnje	623	9,5	542	8,4	334	5,2	<i>Cherry</i>
Višnje	338	7,4	324	7,2	161	3,4	<i>Sour cherry</i>
Kajsije/marelice	15	5,4	11	4,0	7	2,5	<i>Apricot</i>
Jabuke	7.430	16,2	3.900	8,3	1.931	4,1	<i>Apple</i>
Kruške	2.016	12,1	1.148	6,3	526	2,9	<i>Pear</i>
Šljive	4.655	8,0	2.718	4,7	1.510	2,6	<i>Plum</i>
Breskve	51	9,6	36	7,1	10	2,0	<i>Peach</i>
Orasi	565	15,7	239	6,2	130	3,2	<i>Walnut</i>
Bosansko-podrinjski							
Trešnje	130	4,0	103	3,1	34	1,1	<i>Cherry</i>
Višnje	22	2,6	67	7,9	5	0,6	<i>Sour cherry</i>
Kajsije/marelice	1	5,0	0	3,0	0	1,0	<i>Apricot</i>
Jabuke	3.180	24,2	850	6,4	16	0,1	<i>Apple</i>
Kruške	576	9,9	197	3,4	-	-	<i>Pear</i>
Šljive	246	1,0	119	0,5	-	-	<i>Plum</i>
Breskve	0	0,0	-	-	-	-	<i>Peach</i>
Orasi	248	5,1	43	0,9	-	-	<i>Walnut</i>

PROIZVODNJA VOĆA / FRUIT PRODUCTION (nastavak/continued)

	2015		2016		2017		
	ukupan total, t	po stablu per tree, kg	ukupan total, t	po stablu per tree, kg	ukupan total, t	po stablu per tree, kg	
Srednjobosanski							
Trešnje	279	18,3	111	7,2	60	3,9	Cherry
Višnje	163	16,7	86	8,8	62	6,0	Sour cherry
Kajsije/marelice	0	7,6	0	4,0	-	-	Apricot
Jabuke	4.629	20,0	863	3,6	544	2,2	Apple
Kruške	1.531	13,7	330	2,9	226	2,0	Pear
Šljive	5.163	12,7	747	1,7	408	0,9	Plum
Breskve	1	12,7	0	2,2	0	0,6	Peach
Orasi	488	15,3	91	2,7	43	1,3	Walnut
Hercegovačko-neretvanski							
Trešnje	1.534	10,7	1.581	12,8	1.406	11,0	Cherry
Višnje	350	12,5	362	11,3	206	7,3	Sour cherry
Kajsije/marelice	400	18,0	427	19,6	224	12,0	Apricot
Jabuke	7.658	11,5	8.832	11,9	6.196	7,9	Apple
Kruške	719	7,7	660	7,4	31	0,3	Pear
Šljive	2.204	4,3	2.609	5,1	500	1,0	Plum
Breskve	6.316	15,5	6.075	14,6	4.079	9,3	Peach
Orasi	265	7,9	210	6,2	44	1,3	Walnut
Zapadnohercegovački							
Trešnje	331	10,2	337	10,3	304	9,2	Cherry
Višnje	56	6,9	60	7,4	53	6,5	Sour cherry
Kajsije/marelice	52	11,1	51	10,9	49	10,4	Apricot
Jabuke	335	9,1	300	8,7	282	8,0	Apple
Kruške	52	4,8	60	5,5	37	3,5	Pear
Šljive	171	4,9	281	8,0	122	3,5	Plum
Breskve	204	11,2	201	10,7	218	11,6	Peach
Orasi	98	8,4	108	9,3	85	7,0	Walnut
Kanton Sarajevo							
Trešnje	360	8,9	379	9,2	202	4,8	Cherry
Višnje	253	6,5	285	7,1	194	4,7	Sour cherry
Kajsije/marelice	9	3,4	8	2,7	4	1,2	Apricot
Jabuke	3.132	13,4	2.288	9,7	1.094	4,5	Apple
Kruške	2.055	11,0	1.685	8,9	686	3,6	Pear
Šljive	2.073	6,9	1.549	5,1	737	2,4	Plum
Breskve	13	4,3	15	4,4	7	1,9	Peach
Orasi	552	23,0	66	2,7	79	3,2	Walnut
Kanton 10							
Trešnje	34	12,2	19	7,5	2	0,8	Cherry
Višnje	21	14,6	10	10,8	0	0,3	Sour cherry
Kajsije/marelice	-	-	-	-	-	-	Apricot
Jabuke	198	7,8	132	5,1	97	3,8	Apple
Kruške	51	5,5	35	3,7	27	2,8	Pear
Šljive	342	4,2	290	3,6	65	0,8	Plum
Breskve	0	3,0	-	-	-	-	Peach
Orasi	231	9,6	123	5,2	60	2,4	Walnut

	Federacija BiH Ukupno <i>Total</i>	P r e g l e d p o <i>Review by</i>				
		Unsko- sanski	Kanton Posavski	Tuzlanski	Zeničko- dobojski	Bosansko- podrinjski

Zasijana oranična
Sown arable

Zasijano - ukupno	202.197	45.165	15.902	60.822	24.679	2.006
Žita	90.132	24.652	10.833	27.727	7.300	141
Industrijsko bilje	4.387	59	2.453	318	17	-
Povrtno bilje	42.251	6.880	941	12.291	5.434	664
Stočno - krmno bilje	65.427	13.573	1.676	20.487	11.928	1.201

Zasijane površine
Sown area with

Pšenica (ozima i jara)	20.146	4.729	3.771	3.566	1.806	62
Raž (ozima i jara)	2.110	471	-	237	63	1
Ječam (ozimi i jari)	8.820	897	902	587	446	17
Zob (ozima i jara)	3.404	1.564	55	379	185	4
Kukuruz - zrno	48.993	14.430	5.919	21.898	4.539	40
Soja	2.457	52	2.142	76	2	-
Duhan	438	-	54	165	-	-
Krompir/krumpir	21.381	3.122	270	7.143	2.232	387
Mrkva	964	59	17	100	487	4
Luk crni	3.267	355	41	672	1.000	24
Luk bijeli	900	218	15	244	104	9
Grah	3.951	1.795	98	657	432	34
Grašak	324	15	19	81	26	3
Kupus	2.804	241	136	1.002	151	41
Paradajz/rajčica	1.976	205	115	626	201	35
Paprika zelena	1.587	212	63	550	230	39
Krastavac	1.484	452	35	496	153	56
Lubenice	386	26	33	64	6	-
Djetelina	11.219	2.583	298	2.102	3.152	94
Lucerka/lucerna	11.045	1.874	377	2.115	2.345	885
Grahorica	122	13	-	79	-	-
Kukuruz, zelena masa	23.895	6.673	760	12.189	869	19
Stočna repa	673	1	14	23	178	13
Mješ. trava, mahunjača i žita	609	30	-	190	44	25
Travno - djetelinske smjese	16.865	2.380	227	3.417	5.313	65

kantonima
cantons

Srednjo bosanski	Hercegovačko-neretvanski	Zapadno hercegovački	Kanton Sarajevo	Kanton 10	
------------------	--------------------------	----------------------	-----------------	-----------	--

površina

area

17.044	6.813	6.655	5.351	17.761	Sown area - total
5.250	767	1.945	1.040	10.478	Cereals
7	350	860	47	277	Industrial crops
5.298	4.886	2.251	2.522	1.086	Vegetable crops
6.488	811	1.599	1.743	5.921	Fodder crops

odabranih usjeva

selected crops

1.657	272	695	132	3.457	Wheat
388	19	9	61	862	Rye
881	283	575	164	4.068	Barley
436	25	2	90	666	Oats
1.214	82	610	217	43	Maize - grain
-	-	-	-	185	Soya
-	46	173	-	-	Tobacco
3.101	2.137	1.134	1.052	803	Potato
87	63	36	77	34	Carrot
336	361	180	259	40	Onion
93	79	59	49	30	Garlic
580	115	43	170	27	Bean
49	74	17	28	13	Pea
522	271	155	190	95	Cabbage and kale
95	415	181	99	5	Tomato
75	277	74	64	3	Green pepper
61	88	66	69	8	Cucumber
-	171	86	-	-	Melon and watermelon
1.847	186	432	211	314	Clover
1.616	146	800	245	642	Lucerne
10	10	-	-	10	Vetch
892	333	94	333	1.733	Maize, green mass
197	35	33	149	30	Forage beet
133	14	160	3	10	Mixture of leg.grass.and cereal
1.665	30	68	777	2.923	Mixture of grasses and clovers

ZASIJANE POVRŠINE ODABRANIH USJEVA PO KANTONIMA I OPĆINAMA U 2016/2017.
SOWN AREA WITH SELECTED CROPS BY CANTONS AND MUNICIPALITIES IN 2016/2017.

ha

	Pšenica <i>Wheat</i>	Raž <i>Rye</i>	Ječam <i>Barley</i>	Zob <i>Oats</i>	Kukuruz <i>Maize</i>	Krompir/ krumpir <i>Potato</i>	Luk crni <i>Onion</i>	Grah <i>Bean</i>
Unsko-sanski	4.729	471	897	1.564	14.430	3.122	355	1.795
Grad Bihać	320	52	90	162	187	70	25	6
Bosanska Krupa	700	70	70	200	700	350	20	300
Bosanski Petrovac	35	50	85	80	28	215	15	25
Bužim	63	-	20	10	240	89	26	77
Cazin	2.300	100	190	720	4.330	960	120	700
Ključ	40	2	55	70	550	160	8	50
Sanski Most	361	197	327	302	3.195	993	121	417
Velika Kladuša	910	-	60	20	5.200	285	20	220
Kanton Posavski	3.771	-	902	55	5.919	270	41	98
Domaljevac-Šamac	450	-	60	-	400	25	5	15
Odžak	1.648	-	260	30	2.500	120	6	35
Orašje	1.673	-	582	25	3.019	125	30	48
Tuzlanski	3.566	237	587	379	21.898	7.143	672	657
Banovići	120	6	10	20	360	300	3	60
Čelić	178	35	110	65	480	87	43	40
Doboj Istok	150	-	35	-	280	190	10	-
Gračanica	350	20	20	5	2.900	890	85	-
Gradačac	940	-	25	39	3.950	675	165	170
Kalesija	440	-	80	10	3.200	920	60	80
Kladanj	27	2	1	7	380	380	15	10
Lukavac	780	130	150	80	4.600	870	50	60
Sapna	25	-	7	6	150	60	4	-
Srebrenik	121	8	39	77	2.261	451	102	62
Teočak	80	5	50	40	620	60	10	15
Grad Tuzla	155	3	35	8	1.050	600	43	25
Živinice	200	28	25	22	1.667	1.660	82	135
Zeničko-dobojski	1.806	63	446	185	4.539	2.232	1.000	432
Breza	75	-	30	10	20	165	35	12
Doboj Jug	20	-	1	3	58	35	4	2
Kakanj	117	1	42	9	142	194	40	54
Maglaj	57	8	22	-	149	164	25	17
Olovo	10	2	4	2	10	55	10	15
Tešanj	280	-	45	30	1.600	300	40	35
Usora	680	19	165	72	1.800	50	5	3
Vareš	6	2	8	8	-	52	3	3
Visoko	251	8	42	7	200	490	36	194
Zavidovići	50	2	3	4	170	90	22	40
Grad Zenica	230	15	49	40	200	596	780	55
Žepče	30	6	36	-	190	40	0	2
Bosansko-podrinjski	62	1	17	4	40	387	24	34
Foča	12	-	2	-	-	52	5	5
Goražde	44	1	8	-	38	315	12	23
Pale	6	-	7	4	2	20	7	6

	Pšenica <i>Wheat</i>	Raž <i>Rye</i>	Ječam <i>Barley</i>	Zob <i>Oats</i>	Kukuruz <i>Maize</i>	Krompir/ krumpir <i>Potato</i>	Luk crni <i>Onion</i>	Grah <i>Bean</i>
Srednjobosanski	1.657	388	881	436	1.214	3.101	336	580
Bugojno	160	100	180	80	60	250	46	40
Busovača	160	22	35	60	400	280	15	130
Dobretići	7	-	1	1	1	16	1	0
Donji Vakuf	31	6	17	5	23	42	4	22
Fojnica	110	38	38	18	30	505	58	65
Gornji Vakuf-Uskoplje	238	32	180	34	8	763	24	13
Jajce	98	5	92	22	262	480	48	210
Kiseļjak	90	110	35	45	90	120	70	5
Kreševo	23	10	23	11	11	150	20	25
Novi Travnik	150	50	140	110	60	170	7	15
Travnik	350	5	100	30	40	205	25	35
Vitez	240	10	40	20	230	120	18	20
Hercegovačko-neretvanski	272	19	283	25	82	2.137	361	115
Čapljina	10	-	13	-	7	300	5	-
Čitluk	25	-	41	-	16	355	30	2
Grad Mostar	43	8	8	5	19	786	112	82
Jablanica	1	5	5	4	10	125	30	7
Konjic	3	1	55	8	12	220	150	8
Neum	68	4	61	-	8	65	7	-
Prozor-Rama	2	1	25	3	-	140	15	8
Ravno	50	-	50	-	10	15	5	5
Stolac	70	-	25	5	-	130	7	3
Zapadnohercegovački	695	9	575	2	610	1.134	180	43
Grude	90	7	115	-	208	404	23	10
Ljubuški	170	-	150	-	130	295	115	15
Posušje	135	2	90	2	22	125	12	8
Grad Široki Brijeg	300	-	220	-	250	310	30	10
Kanton Sarajevo	132	61	164	90	217	1.052	259	170
Centar Sarajevo	-	-	-	-	1	19	10	-
Hadžići	28	13	14	12	3	300	15	28
Ilidža	18	-	14	6	76	236	97	52
Ilijaš	60	40	120	60	120	200	20	50
Novi Grad Sarajevo	8	-	3	2	17	88	70	10
Novo Sarajevo	-	-	-	-	-	10	6	3
Stari Grad Sarajevo	-	-	-	-	-	34	16	8
Trnovo	4	1	10	2	-	45	13	15
Vogošća	14	7	3	8	-	120	12	4
Kanton 10	3.457	862	4.068	666	43	803	40	27
Bosansko Grahovo	433	10	65	50	-	35	2	1
Drvar	6	3	59	6	5	6	5	5
Glačmoč	1.451	80	794	35	30	265	11	5
Kupres	34	158	389	160	-	12	2	1
Livno	675	95	2.135	40	8	245	15	13
Tomislavgrad	858	516	626	375	-	240	5	2

	Kupus <i>Cabbage</i>	Paradajz/ rajčica <i>Tomato</i>	Paprika, zelená <i>Green Paper</i>	Djetelina <i>Clover</i>	Lucerka/ lucerna <i>Lucerne</i>	Kukuruz, zeleni <i>Maize, green</i>	Stočna repa <i>Forage beet</i>	Trav djet. smjese <i>Grass clov. mixtures</i>
Unsko-sanski	241	205	212	2.583	1.874	6.673	1	2.380
Grad Bihać	41	11	10	52	34	409	-	8
Bosanska Krupa	30	30	30	1.012	800	1.550	-	800
Bosanski Petrovac	0	0	0	-	-	103	-	-
Bužim	2	17	16	630	580	500	-	755
Cazin	10	10	10	460	50	1.450	-	500
Ključ	6	12	10	60	110	650	1	100
Sanski Most	140	117	130	199	150	1.500	-	197
Velika Kladuša	12	8	6	170	150	511	-	20
Kanton Posavski	136	115	63	298	377	760	14	227
Domaljevac-Šamac	10	20	15	20	10	10	-	-
Odžak	96	55	18	230	230	750	7	223
Orašje	30	40	30	48	137	-	7	4
Tuzlanski	1.002	626	550	2.102	2.115	12.189	23	3.417
Banovići	5	19	13	6	5	45	-	5
Čelić	15	17	16	280	275	265	-	175
Doboj Istok	3	2	1	245	125	70	-	310
Gračanica	42	49	39	594	530	800	10	515
Gradačac	681	90	90	77	40	4.665	3	263
Kalesija	25	70	70	95	345	2.320	-	1.250
Kladanj	1	2	2	13	-	-	-	-
Lukavac	130	120	120	49	54	1.500	-	69
Sapna	1	4	3	202	189	80	-	197
Srebrenik	61	82	68	218	335	154	8	232
Teočak	1	3	2	115	135	-	-	46
Grad Tuzla	15	28	25	98	36	553	2	215
Žvinice	22	140	101	110	46	1.738	-	140
Zeničko-dobojski	151	201	230	3.152	2.345	869	178	5.313
Breza	7	10	12	290	310	250	40	180
Doboj Jug	2	5	5	94	106	44	-	86
Kakanj	9	23	21	296	313	60	10	250
Maglaj	12	11	11	93	65	58	5	167
Olovo	2	4	4	2	2	-	2	2
Tešanj	47	25	24	1.300	1.100	70	60	600
Usora	6	7	6	43	35	60	-	18
Vareš	4	0	0	9	3	-	1	55
Visoko	25	38	90	340	181	287	20	1.700
Zavidovići	5	20	15	400	40	8	10	1.900
Grad Zenica	32	50	35	35	30	32	30	35
Žepče	-	8	7	250	160	1	-	320
Bosansko-podrinjski	41	35	39	94	885	19	13	65
Foča	2	4	8	30	35	3	5	35
Goražde	34	28	28	54	840	16	6	20
Pale	5	3	3	10	10	-	2	10

	Kupus <i>Cabbage</i>	Paradajz/ rajčica <i>Tomato</i>	Paprika, zelena <i>Green Paper</i>	Djetelina <i>Clover</i>	Lucerka/ lucerna <i>Lucerne</i>	Kukuruz, zeleni <i>Maize, green</i>	Stočna repa <i>Forage beet</i>	Trav. djet. smjese <i>Grass clov. mixtures</i>
Srednjobosanski	522	95	75	1.847	1.616	892	197	1.665
Bugojno	120	10	7	440	590	170	30	170
Busovača	17	15	15	95	7	45	15	50
Dobretići	1	0	0	1	-	3	2	-
Donji Vakuf	19	4	10	18	15	20	3	3
Fojnica	4	5	4	94	46	86	15	58
Gornji Vakuf	140	2	2	704	563	55	7	935
Jajce	65	15	8	55	35	100	20	17
Kiseļjak	50	10	6	60	60	10	55	100
Kreševo	40	7	5	130	50	50	40	2
Novi Travnik	6	5	4	80	60	187	5	50
Travnik	55	10	3	80	40	166	5	80
Vitez	5	12	10	90	150	-	-	200
Hercegovačko-neretvanski	271	415	277	186	146	333	35	30
Čapljina	124	141	82	-	11	249	-	-
Čitluk	10	30	14	20	30	10	-	10
Grad Mostar	52	80	70	110	45	43	3	3
Jablanica	25	21	8	10	10	-	10	5
Konjic	11	81	51	26	29	18	8	12
Neum	2	7	5	10	11	13	8	-
Prozor-Rama	15	18	10	-	-	-	6	-
Ravno	-	5	5	10	10	-	-	-
Stolac	32	31	32	-	-	-	-	-
Zapadnohercegovački	155	181	74	432	800	94	33	68
Grude	30	14	15	172	120	44	22	31
Ljubuški	65	135	38	130	600	35	10	22
Posušje	50	2	1	130	80	15	1	15
Grad Široki Brijeg	10	30	20	-	-	-	-	-
Kanton Sarajevo	190	99	64	211	245	333	149	777
Centar Sarajevo	3	2	-	2	2	-	-	1
Hadžići	11	6	5	4	3	8	9	60
Ilidža	86	40	25	115	175	305	110	206
Ilijaš	30	15	15	38	35	20	25	28
Novi Grad Sarajevo	42	20	9	22	20	-	-	48
Novo Sarajevo	2	6	3	-	-	-	-	2
Stari Grad Sarajevo	10	4	3	-	-	-	-	-
Trnovo	1	-	-	25	10	-	5	432
Vogošća	5	6	4	5	-	-	-	-
Kanton 10	95	5	3	314	642	1.733	30	2.923
Bosansko Grahovo	1	-	-	6	3	-	-	-
Drvar	2	2	1	8	2	-	2	2
Glamoč	2	-	-	60	-	238	15	101
Kupres	7	-	-	-	20	151	-	40
Livno	30	2	1	40	140	110	8	2.310
Tomislavgrad	53	1	1	200	477	1.234	5	470

PROIZVODNJA RANIH USJEVA U 2017. GODINI
 PRODUCTION OF EARLY CROPS IN 2017

	Pšenica <i>Wheat</i>	Raž <i>Rye</i>	Ječam <i>Barley</i>	Zob <i>Oats</i>
Požnjevena površina, ha <i>Harvested area, ha</i>				
Federacija Bosne i Hercegovine	19.946	2.104	8.736	3.336
Unsko-sanski	4.715	471	897	1.519
Kanton Posavski	3.766	-	902	55
Tuzlanski	3.485	234	562	376
Zeničko-dobojski	1.808	63	446	185
Bosansko-podrinjski	62	1	17	4
Srednjobosanski	1.651	388	881	436
Hercegovačko neretvanski	269	19	273	25
Zapadnohercegovački	695	9	575	2
Kanton Sarajevo	132	61	155	89
Kanton 10	3.364	858	4.028	646
Ukupna proizvodnja, tona <i>Total production, tons</i>				
Federacija Bosne i Hercegovine	75.059	7.294	25.812	8.773
Unsko-sanski	16.603	1.461	2.702	3.604
Kanton Posavski	16.416	-	3.803	190
Tuzlanski	12.741	593	2.052	1.014
Zeničko-dobojski	7.366	207	1.710	582
Bosansko-podrinjski	214	2	39	4
Srednjobosanski	5.542	1.344	2.875	1.291
Hercegovačko neretvanski	881	39	732	35
Zapadnohercegovački	2.095	26	1.583	5
Kanton Sarajevo	364	203	446	234
Kanton 10	12.837	3.419	9.872	1.814
Prosječan prinos, t/ha <i>Yield t/ha</i>				
Federacija Bosne i Hercegovine	3,8	3,5	3,0	2,6
Unsko-sanski	3,5	3,1	3,0	2,4
Kanton Posavski	4,4	-	4,2	3,5
Tuzlanski	3,7	2,5	3,7	2,7
Zeničko-dobojski	4,1	3,3	3,8	3,2
Bosansko-podrinjski	3,5	2,0	2,3	1,0
Srednjobosanski	3,4	3,5	3,3	3,0
Hercegovačko neretvanski	3,3	2,1	2,7	1,4
Zapadnohercegovački	3,0	2,9	2,8	2,4
Kanton Sarajevo	2,8	3,4	2,9	2,6
Kanton 10	3,8	4,0	2,5	2,8

PROIZVODNJA RANOG VOĆA U 2017. GODINI

PRODUCTION OF EARLY FRUIT IN 2017

	Trešnje <i>Cherry</i>	Višnje <i>Sour cherry</i>	Kajsije <i>Apricot</i>
--	---------------------------------	-------------------------------------	----------------------------------

Broj stabala sposobnih za rod

Number of bearing trees

Federacija Bosne i Hercegovine	554.932	257.393	70.378
Unsko-sanski	33.623	8.077	1.700
Kanton Posavski	2.125	4.245	1.565
Tuzlanski	201.641	101.090	38.095
Zeničko-dobojski	64.538	46.911	2.603
Bosansko-podrinjski	32.650	8.500	100
Srednjobosanski	15.515	10.430	30
Hercegovačko neretvanski	127.430	28.210	18.600
Zapadnohercegovački	33.100	8.090	4.700
Kanton Sarajevo	41.790	40.940	2.985
Kanton 10	2.520	900	-

Ukupna proizvodnja, tona

Total production, tons

Federacija Bosne i Hercegovine	5.493	2.005	836
Unsko-sanski	179	63	2
Kanton Posavski	28	73	30
Tuzlanski	2.943	1.188	522
Zeničko-dobojski	334	161	7
Bosansko-podrinjski	34	5	0
Srednjobosanski	60	62	-
Hercegovačko neretvanski	1.406	206	224
Zapadnohercegovački	304	53	49
Kanton Sarajevo	202	194	4
Kanton 10	2	0	-

Prosječan prinos, kg/stablu

Yield kg/tree

Federacija Bosne i Hercegovine	9,9	7,8	11,9
Unsko-sanski	5,3	7,8	1,1
Kanton Posavski	13,3	17,2	19,1
Tuzlanski	14,6	11,8	13,7
Zeničko-dobojski	5,2	3,4	2,5
Bosansko-podrinjski	1,1	0,6	1,0
Srednjobosanski	3,9	6,0	-
Hercegovačko neretvanski	11,0	7,3	12,0
Zapadnohercegovački	9,2	6,5	10,4
Kanton Sarajevo	4,8	4,7	1,2
Kanton 10	0,8	0,3	-

PROIZVODNJA KASNIH USJEVA U 2017. GODINI
PRODUCTION OF LATE CROPS IN 2017

	Kukuruz <i>Maize</i>	Krompir/ krumpir <i>Polato</i>	Grah <i>Bean</i>	Luk crni <i>Onion</i>	Kupus <i>Cabbage</i>	Paradajz/ rajčica <i>Tomato</i>
Požnjevena površina, ha						
<i>Harvested area, ha</i>						
Federacija Bosne i Hercegovine	48.662	21.337	3.800	3.261	2.809	1.975
Unsko-sanski	14.430	3.122	1.645	355	241	205
Kanton Posavski	5.762	270	98	41	136	115
Tuzlanski	21.779	7.143	657	672	992	626
Zeničko-dobojski	4.539	2.217	432	1.000	151	201
Bosansko-podrinjski	40	387	34	24	41	35
Srednjobosanski	1.209	3.087	578	336	519	95
Hercegovačko-neretvanski	64	2.130	115	361	291	414
Zapadnohercegovački	610	1.134	43	180	155	181
Kanton Sarajevo	217	1.046	172	255	188	99
Kanton 10	12	800	26	37	95	4
Ukupna proizvodnja, tona						
<i>Total production, tons</i>						
Federacija Bosne i Hercegovine	156.666	177.233	4.061	24.881	28.744	21.374
Unsko-sanski	43.958	21.442	984	2.049	2.801	2.266
Kanton Posavski	19.297	2.104	123	293	1.862	1.478
Tuzlanski	73.515	61.655	843	2.950	3.347	2.828
Zeničko-dobojski	14.816	16.374	470	9.260	1.985	1.754
Bosansko-podrinjski	31	5.864	75	158	468	173
Srednjobosanski	2.115	23.232	930	2.530	8.593	537
Hercegovačko-neretvanski	214	18.884	224	4.952	4.086	9.853
Zapadnohercegovački	1.856	7.139	74	1.081	2.107	1.868
Kanton Sarajevo	723	7.066	300	1.375	1.586	593
Kanton 10	141	13.474	39	234	1.909	25
Prosječan prinos, t/ha						
<i>Yield t/ha</i>						
Federacija Bosne i Hercegovine	3,2	8,3	1,1	7,6	10,2	10,8
Unsko-sanski	3,0	6,9	0,6	5,8	11,6	11,1
Kanton Posavski	3,3	7,8	1,3	7,1	13,7	12,9
Tuzlanski	3,4	8,6	1,3	4,4	3,4	4,5
Zeničko-dobojski	3,3	7,4	1,1	9,3	13,1	8,7
Bosansko-podrinjski	0,8	15,2	2,2	6,6	11,4	4,9
Srednjobosanski	1,7	7,5	1,6	7,5	16,6	5,7
Hercegovačko-neretvanski	3,3	8,9	1,9	13,7	14,0	23,8
Zapadnohercegovački	3,0	6,3	1,7	6,0	13,6	10,3
Kanton Sarajevo	3,3	6,8	1,7	5,4	8,4	6,0
Kanton 10	1,6	16,8	1,5	6,3	20,1	6,3

	Paprika, zelena <i>Green Paper</i>	Djetelina <i>Clover</i>	Lucerka/ lucerna <i>Lucerne</i>	Kukuruz, zeleni <i>Maize, green</i>	Stočna repa <i>Forage beet</i>	Trav, djet. Smjese <i>Grass clov. mixtures</i>
--	---------------------------------------	----------------------------	---------------------------------------	--	--	--

Požnjena površina, hektara

Harvested area, ha

Federacija Bosne i Hercegovine	1.584	11.237	11.014	24.021	672	16.127
Unsko-sanski	212	2.583	1.874	6.668	1	2.380
Kanton Posavski	63	298	367	760	14	237
Tuzlanski	550	2.102	2.115	12.288	23	3.433
Zeničko-dobojski	230	3.152	2.345	906	178	5.025
Bosansko-podrinjski	39	94	885	19	13	65
Srednjobosanski	75	1.846	1.616	892	197	1.385
Hercegovačko-neretvanski	275	186	146	333	36	30
Zapadnohercegovački	74	432	800	94	33	68
Kanton Sarajevo	64	206	245	328	148	617
Kanton 10	3	338	620	1.733	29	2.887

Ukupna proizvodnja, tona

Total production, tons

Federacija Bosne i Hercegovine	14.045	36.785	39.270	289.417	7.286	44.525
Unsko-sanski	1.987	6.660	5.622	103.155	4	6.725
Kanton Posavski	573	1.688	1.728	18.800	133	1.633
Tuzlanski	1.865	6.873	6.359	104.645	234	7.163
Zeničko-dobojski	2.000	8.892	6.692	8.692	1.292	10.973
Bosansko-podrinjski	121	394	3.600	329	160	289
Srednjobosanski	660	8.601	7.861	17.222	2.706	4.419
Hercegovačko-neretvanski	6.119	517	1.172	4.650	713	96
Zapadnohercegovački	338	872	1.744	571	152	180
Kanton Sarajevo	360	735	955	6.912	1.621	2.182
Kanton 10	23	1.554	3.538	24.441	271	10.867

Prosječan prinos, t/ha

Yield t/ha

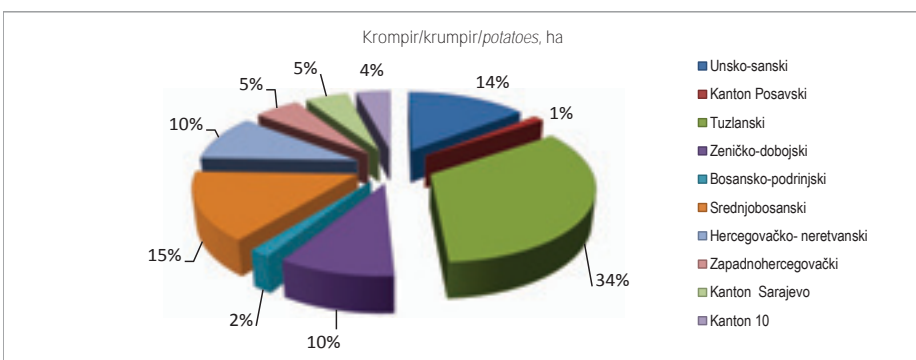
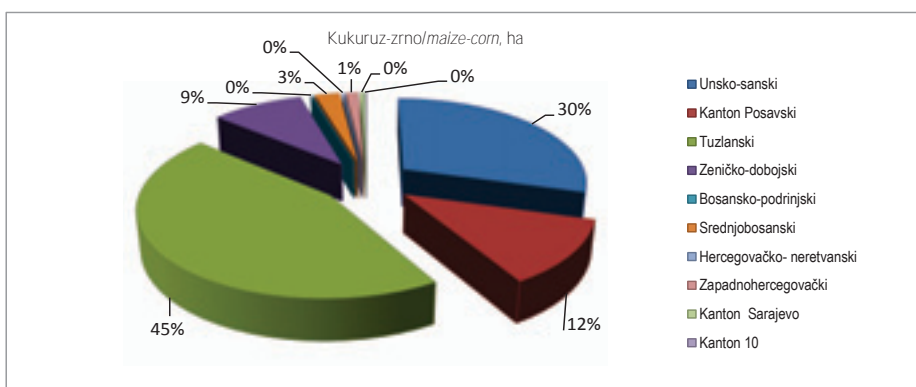
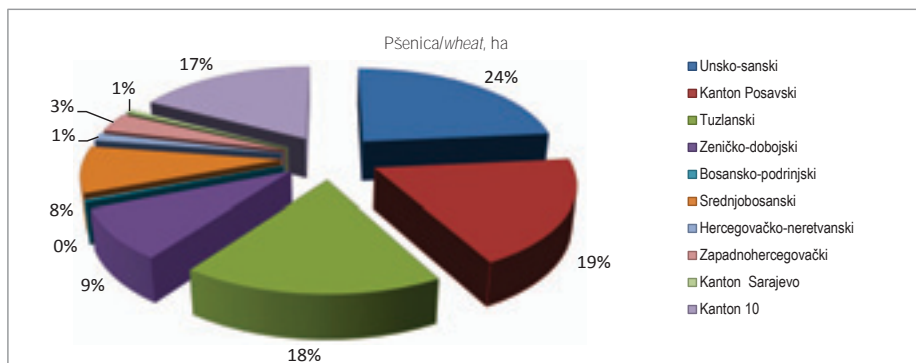
Federacija Bosne i Hercegovine	8,9	3,3	3,6	12,0	10,8	2,8
Unsko-sanski	9,4	2,6	3,0	15,5	4,0	2,8
Kanton Posavski	9,1	5,7	4,7	24,7	9,5	6,9
Tuzlanski	3,4	3,3	3,0	8,5	10,2	2,1
Zeničko-dobojski	8,7	2,8	2,9	9,6	7,3	2,2
Bosansko-podrinjski	3,1	4,2	4,1	17,3	12,3	4,4
Srednjobosanski	8,9	4,7	4,9	19,3	13,7	3,2
Hercegovačko-neretvanski	22,2	2,8	8,0	14,0	19,8	3,2
Zapadnohercegovački	4,6	2,0	2,2	6,1	4,6	2,6
Kanton Sarajevo	5,6	3,6	3,9	21,1	11,0	3,5
Kanton 10	7,7	4,6	5,7	14,1	9,3	3,8

PROIZVODNJA KASNOG VOĆA U 2017. GODINI

PRODUCTION OF LATE FRUIT IN 2017

	Jabuke <i>Apple</i>	Kruske <i>Pear</i>	Sljivje <i>Plum</i>	Breskve <i>Peach</i>	Orasi <i>Walnut</i>
Broj stabala sposobnih za rod <i>Number of bearing trees</i>					
Federacija Bosne i Hercegovine	3.520.810	1.322.738	5.790.991	524.144	373.627
Unsko-sanski	151.270	59.597	858.865	3.763	78.145
Kanton Posavski	26.150	9.200	123.000	2.800	4.430
Tuzlanski	1.419.715	598.036	2.597.869	49.055	73.480
Zeničko-dobojski	465.361	181.339	582.329	4.991	40.560
Bosansko-podrinjski	131.480	57.700	243.400	600	48.200
Srednjobosanski	242.540	115.050	450.539	64	33.565
Hercegovačko neretvanski	781.407	89.945	512.450	440.601	33.862
Zapadnohercegovački	35.060	10.800	34.500	18.800	12.100
Kanton Sarajevo	242.177	191.551	308.239	3.455	24.685
Kanton 10	25.650	9.520	79.800	15	24.600
Ukupna proizvodnja, tona <i>Total production, tons</i>					
Federacija Bosne i Hercegovine	23.569	5.675	23.303	4.607	925
Unsko-sanski	889	217	2.283	8	86
Kanton Posavski	252	148	1.061	28	51
Tuzlanski	12.268	3.779	16.616	257	346
Zeničko-dobojski	1.931	526	1.510	10	130
Bosansko-podrinjski	16	-	-	-	-
Srednjobosanski	544	226	408	0	43
Hercegovačko neretvanski	6.196	31	500	4.079	44
Zapadnohercegovački	282	37	122	218	85
Kanton Sarajevo	1.094	686	737	7	79
Kanton 10	97	27	65	-	60
Prosječan prinos, kg po stablu <i>Yield kg/tree</i>					
Federacija Bosne i Hercegovine	6,7	4,3	4,0	8,8	2,5
Unsko-sanski	5,9	3,6	2,7	2,0	1,1
Kanton Posavski	9,6	16,0	8,6	10,1	11,6
Tuzlanski	8,6	6,3	6,4	5,2	4,7
Zeničko-dobojski	4,1	2,9	2,6	2,0	3,2
Bosansko-podrinjski	0,1	-	-	-	-
Srednjobosanski	2,2	2,0	0,9	0,6	1,3
Hercegovačko neretvanski	7,9	0,3	1,0	9,3	1,3
Zapadnohercegovački	8,0	3,5	3,5	11,6	7,0
Kanton Sarajevo	4,5	3,6	2,4	1,9	3,2
Kanton 10	3,8	2,8	0,8	-	2,4

ZASIJANE POVRŠINE GLAVNIH RATARSKIH USJEVA PO KANTONIMA, 2017
 SOWN AREA WITH MAIN CROPS BY CANTONS, 2017



PRINOSI USJEVA, VOĆA I GROŽĐA PO KANTONIMA I OPĆINAMA U 2017. GODINI
CROP, FRUIT AND GRAPES PRODUCTION BY CANTONS AND MUNICIPALITIES IN 2017.

	Pšenica <i>Wheat</i>		Raž <i>Rye</i>		Ječam <i>Barley</i>		Zob <i>Oats</i>		Kukuruz-zrno <i>Maize - grain</i>	
	ukupan prinos, t <i>total pro- duction, t</i>	prinos t/ha <i>yield t/ha</i>	ukupan prinos, t <i>total pro- duction, t</i>	prinos t/ha <i>yield t/ha</i>	ukupan prinos, t <i>total pro- duction, t</i>	prinos t/ha <i>yield t/ha</i>	ukupan prinos, t <i>total pro- duction, t</i>	prinos t/ha <i>yield t/ha</i>	ukupan prinos, t <i>total pro- duction, t</i>	prinos t/ha <i>yield t/ha</i>
	Unsko-sanski	16.603	3,5	1.461	3,1	2.702	3,0	3.604	2,4	43.958
Grad Bihać	918	3,0	130	2,5	225	2,5	293	2,5	281	1,5
Bosanska Krupa	2.450	3,5	280	4,0	210	3,0	500	2,5	1.050	1,5
Bosanski Petrovac	126	3,6	125	2,5	238	2,8	198	2,5	-	-
Bužim	252	4,0	-	-	70	3,5	35	3,5	1.083	4,5
Cazin	8.070	3,5	350	3,5	570	3,0	1.584	2,2	6.347	1,5
Ključ	100	2,5	5	2,5	165	3,0	210	3,0	1.210	2,2
Sanski Most	1.047	2,9	571	2,9	1.014	3,1	725	2,4	7.988	2,5
Velika Kladuša	3.640	4,0	-	-	210	3,5	60	3,0	26.000	5,0
Kanton Posavski	16.416	4,4	-	-	3.803	4,2	190	3,5	19.297	3,5
Domaljevac-Šamac	1.800	4,0	-	-	240	4,0	-	-	2.000	5,0
Odžak	8.206	5,0	-	-	1.175	4,5	120	4,0	8.650	3,5
Orašje	6.410	3,8	-	-	2.388	4,1	70	2,8	8.647	3,0
Tuzlanski	12.741	3,7	593	2,5	2.052	3,7	1.014	2,7	73.515	3,4
Banovići	280	2,8	8	2,5	12	2,3	39	2,3	1.080	3,0
Čelić	783	4,4	88	2,5	495	4,5	163	2,5	960	2,0
Doboj Istok	750	5,0	-	-	158	4,5	-	-	1.120	4,0
Gračanica	1.645	4,7	78	3,9	92	4,6	19	3,7	7.540	2,6
Gradačac	3.515	3,7	-	-	90	3,6	135	3,5	11.952	3,0
Kalesija	1.140	3,0	-	-	210	3,5	27	2,7	7.360	2,3
Kladanj	83	3,2	5	2,5	3	2,5	20	2,8	836	2,2
Lukavac	2.340	3,0	260	2,0	450	3,0	160	2,0	20.701	4,5
Sapna	75	3,0	-	-	20	2,8	9	1,5	450	3,0
Srebrenik	387	3,2	22	2,8	121	3,1	193	2,5	7.918	3,5
Teočak	400	5,0	20	4,0	225	4,5	160	4,0	2.000	4,0
Grad Tuzla	543	3,5	9	3,0	88	2,5	16	2,0	3.150	3,0
Živinice	800	4,0	104	3,7	90	3,6	75	3,4	8.449	5,1
Zeničko-dobojski	7.366	4,1	207	3,3	1.710	3,8	582	3,2	14.816	3,3
Breza	300	4,0	-	-	105	3,5	30	3,0	40	2,0
Doboj Jug	60	3,0	-	-	2	2,0	6	2,0	174	3,0
Kakanj	406	3,5	3	3,0	134	3,2	25	2,8	355	2,5
Maglaj	257	4,5	32	4,0	99	4,5	-	-	402	2,7
Olovo	40	4,0	6	3,0	12	3,0	5	2,5	20	2,0
Tešanj	991	3,5	-	-	135	3,0	90	3,0	4.800	3,0
Usora	3.400	5,0	76	4,0	825	5,0	288	4,0	6.300	3,5
Vareš	12	2,0	4	2,0	20	2,5	20	2,5	-	-
Visoko	806	3,2	24	3,0	125	3,0	15	2,4	400	2,0
Zavidovići	200	4,0	8	4,0	11	3,5	14	3,5	680	4,0
Grad Zenica	759	3,3	30	2,0	80	1,7	88	2,2	600	3,0
Žepče	135	4,5	24	4,0	162	4,5	-	-	1.045	5,5
Bosansko-podrinjski	214	3,5	2	2,0	39	2,3	4	1,0	31	0,8
Foča	48	4,0	-	-	7	3,5	-	-	-	-
Goražde	154	3,5	2	2,0	18	2,2	-	-	27	0,7
Pale	12	2,0	-	-	14	2,0	4	1,0	4	2,0

	Pšenica		Raž		Ječam		Zob		Kukuruz-zrno	
	Wheat		Rye		Barley		Oats		Maize - grain	
	ukupan prinos, t total pro- duction, t	prinos t/ha yield t/ha	ukupan prinos, t total pro- duction, t	prinos t/ha yield t/ha	ukupan prinos, t total pro- duction, t	prinos t/ha yield t/ha	ukupan prinos, t total pro- duction, t	prinos t/ha yield t/ha	ukupan prinos, t total pro- duction, t	prinos t/ha yield t/ha
Srednjobosanski	5.542	3,4	1.344	3,7	2.875	3,2	1.291	3,0	2.115	1,7
Bugojino	640	4,0	400	4,0	756	4,2	280	3,5	300	5,0
Busovača	640	4,0	62	2,8	105	3,0	162	2,7	400	1,0
Dobretići	11	1,6	-	-	1	1,5	1	1,5	4	7,0
Donji Vakuf	124	4,0	18	3,0	68	4,0	20	4,0	87	4,9
Fojnica	363	3,3	122	3,2	114	3,0	54	3,0	81	2,7
Gornji Vakuf-Uskoplje	881	3,7	106	3,3	630	3,5	112	3,3	28	3,5
Jajce	265	2,7	11	2	276	3,0	55	2,5	472	1,8
Kiseļjak	342	3,8	418	3,8	137	3,9	180	4,0	135	1,5
Kreševo	46	2,0	30	3,0	69	3,0	22	2,0	33	3,0
Novi Travnik	375	2,5	125	2,5	350	2,5	275	2,5	150	2,5
Travnik	905	2,6	13	2,6	250	2,5	60	2,0	80	2,0
Vitez	951	4,0	40	4,0	120	3,0	70	3,5	345	1,5
Hercegovačko-neretvanski	881	3,3	39	2,1	732	2,7	35	1,4	214	3,3
Čapljina	28	4,0	-	-	39	3,1	-	-	42	6,0
Čitluk	100	4,0	-	-	164	4,0	-	-	96	6,0
Grad Mostar	96	2,2	16	2,0	16	2,0	10	2,0	32	1,8
Jablanica	1	1,0	5	1,0	3	0,6	2	0,6	5	0,5
Konjic	3	1,0	1	1,0	55	1,0	5	0,6	4	0,6
Neum	204	3,0	16	4,0	183	3,0	-	-	35	5,0
Prozor-Rama	4	2,0	1	1,0	25	1,0	3	1,0	-	-
Ravno	200	4,0	-	-	160	-	-	-	-	-
Stolac	245	3,5	-	-	88	3,0	15	3,0	-	-
Zapadnohercegovački	2.095	3,0	26	2,9	1.583	2,8	5	2,4	1.856	3,0
Grude	297	3,3	21	3,0	403	3,5	-	-	520	2,5
Ljubuški	493	2,9	-	-	405	2,7	-	-	520	4,0
Posušje	405	3,0	5	2,5	225	2,5	5	2,4	66	3,0
Grad Široki Brijeg	900	3,0	-	-	550	2,5	-	-	750	3,0
Kanton Sarajevo	364	2,8	203	3,4	446	2,9	234	2,6	723	3,3
Centar Sarajevo	-	-	-	-	-	-	-	-	1	1,0
Hadžići	90	3,2	39	3,0	39	2,8	30	2,5	9	3,0
Iliđža	54	3,0	-	-	35	2,5	15	2,5	76	1,0
Ilijaš	180	3,0	160	4,0	360	3,0	180	3,0	600	5,0
Novi Grad Sarajevo	26	3,2	-	-	8	2,8	6	2,8	37	2,2
Novo Sarajevo	-	-	-	-	-	-	-	-	-	-
Stari Grad Sarajevo	-	-	-	-	-	-	-	-	-	-
Trnovo	8	2,0	1	2,0	2	2,0	2	2,0	-	-
Vogošća	7	0,5	3	0,4	1	0,4	1	0,2	-	-
Kanton 10	12.837	3,8	3.419	4,0	9.872	2,8	1.814	2,8	141	12,3
Bosansko Grahovo	992	2,9	12	2,0	83	2,0	38	1,3	-	-
Drvar	36	6,0	18	6,0	177	3,0	19	3,2	5	1,5
Glamoč	5.615	3,8	200	2,5	2.392	3,0	88	2,5	-	-
Kupres	110	3,2	508	3,2	973	2,5	480	3,0	-	-
Livno	1.553	2,3	209	2,2	3.843	1,8	60	1,5	136	17,0
Tomislavgrad	4.532	5,3	2.472	4,8	2.405	3,9	1.129	3,0	-	-

	Krompir <i>Potato</i>		Grah <i>Bean</i>		Luk crni <i>Onion</i>		Kupus <i>Cabbage</i>		Paradajz <i>Tomato</i>	
	ukupan prinos, t <i>total pro- duction, t</i>	prinos t/ha <i>yield t/ha</i>	ukupan prinos, t <i>total pro- duction, t</i>	prinos t/ha <i>yield t/ha</i>	ukupan prinos, t <i>total pro- duction, t</i>	t/ha <i>yield t/ha</i>	ukupan prinos, t <i>total pro- duction, t</i>	prinos t/ha <i>yield t/ha</i>	ukupan prinos, t <i>total pro- duction, t</i>	prinos t/ha <i>yield t/ha</i>
Unsko-sanski	21.442	6,9	984	0,6	2.049	5,8	2.801	11,6	2.266	11,0
Grad Bihać	1.050	15,0	6	1,0	275	11,0	779	19,0	220	20,0
Bosanska Krupa	1.750	5,0	60	0,4	80	4,0	90	3,0	150	5,0
Bosanski Petrovac	2.150	10,0	25	1,0	150	10,0	-	-	-	-
Bužim	890	10,0	154	2,0	182	7,0	4	2,0	170	10,0
Cazin	3.840	4,0	-	-	600	5,0	40	4,0	150	15,0
Ključ	480	3,0	75	1,5	34	4,3	36	6,0	84	7,0
Sanski Most	10.427	10,5	334	0,8	641	5,3	1.792	12,8	1.236	10,6
Velika Kladuša	855	3,0	330	1,5	86	4,3	60	5,0	256	32,0
Kanton Posavski	2.104	7,8	123	1,3	293	7,1	1.862	13,7	1.478	12,9
Domaljevac-Šamac	25	1,0	15	1,0	5	1,0	20	2,0	100	5,0
Odžak	954	8,0	70	2,0	48	8,0	1.632	17,0	770	14,0
Orašje	1.125	9,0	38	0,8	240	8,0	210	7,0	608	15,2
Tuzlanski	61.655	8,6	843	1,3	2.950	4,4	3.347	3,4	2.828	4,5
Banovići	2.250	7,5	60	1,0	6	2,0	25	5,0	48	2,5
Čelić	967	11,1	48	1,2	258	6,0	120	8,0	153	9,0
Doboj Istok	950	5,0	-	-	70	7,0	45	15,0	20	10,0
Gračanica	6.319	7,1	-	-	272	3,2	134	3,2	211	4,3
Gradačac	5.400	8,0	340	2,0	413	2,5	2.349	3,5	171	1,9
Kalesija	8.280	9,0	136	1,7	102	1,7	53	2,1	119	1,7
Kladanj	1.900	5,0	20	2,0	45	3,0	6	6,0	6	3,0
Lukavac	13.052	15,0	18	0,3	200	4,0	195	1,5	841	7,0
Sapna	480	8,0	-	-	8	2,0	3	3,0	36	9,0
Srebrenik	4.961	11,0	93	1,5	510	5,0	153	2,5	271	3,3
Teočak	720	12,0	8	0,5	50	5,0	5	5,0	30	10,0
Grad Tuzla	4.801	8,0	13	0,5	688	16,0	150	9,9	224	8,0
Žvinice	11.575	7,0	108	0,8	328	4,0	110	5,0	700	5,0
Zeničko-dobojski	16.374	7,4	470	1,1	9.260	9,3	1.985	13,1	1.754	8,7
Breza	1.650	10,0	5	0,4	175	5,0	32	4,5	45	4,5
Doboj Jug	70	2,0	1	0,5	8	2,0	4	2,0	10	2,0
Kakanj	873	4,5	54	1,0	128	3,2	32	3,5	46	2,0
Maglaj	558	3,4	5	0,3	63	2,5	54	4,5	47	4,3
Olovo	60	1,5	75	5,0	80	8,0	20	10,0	28	7,0
Tešanj	1.050	3,5	35	1,0	104	2,6	329	7,0	63	2,5
Usora	250	5,0	3	1,0	9	2,0	18	3,0	21	3,0
Vareš	416	8,0	3	1,0	9	3,0	8	2,0	-	-
Visoko	2.940	6,0	97	0,5	216	6,0	375	15,0	456	12,0
Zavidovići	2.250	25,0	80	2,0	660	30,0	150	30,0	600	30,0
Grad Zenica	5.975	10,0	110	2,0	7.808	10,0	964	30,0	406	8,1
Žepče	282	7,0	2	1,0	1	4,3	-	-	32	4,0
Bosansko-podrinjski	5.864	15,2	75	2,2	158	6,6	468	11,4	173	4,9
Foča	624	12,0	5	1,0	30	6,0	30	15,0	21	5,1
Goražde	5.040	16,0	28	1,2	72	6,0	408	12,0	140	5,0
Pale	200	10,0	42	7,0	56	8,0	30	6,0	12	4,0

	Krompir/krompir		Grah		Luk crni		Kupus		Paradajz/rajčica	
	Potato		Bean		Onion		Cabbage		Tomato	
	ukupan prinos, t total pro- duction, t	prinos t/ha yield t/ha	ukupan prinos, t total pro- duction, t	prinos t/ha yield t/ha	ukupan prinos, t total pro- duction, t	prinos t/ha yield t/ha	ukupan prinos, t total pro- duction, t	prinos t/ha yield t/ha	ukupan prinos, t total pro- duction, t	prinos t/ha yield t/ha
Srednjobosanski	23.232	7,5	930	1,6	2.530	7,5	8.593	16,6	537	5,7
Bugojno	4.000	16,0	60	1,5	552	12,0	3.600	30,0	150	15,0
Busovača	1.064	3,8	130	1,0	39	2,6	126	7,4	45	3,0
Dobretići	137	9,9	3	5,0	20	40,0	15	30,0	-	-
Donji Vakuf	61	2,0	32	1,6	24	6,0	480	30,0	105	30,0
Fojnica	4.242	8,4	163	2,5	209	3,6	64	16,0	33	6,6
Gornji Vakuf	4.578	6,0	14	1,1	336	14,0	2.800	20,0	20	10,0
Jajce	4.800	10,0	420	2,0	336	7,0	520	8,0	53	3,5
Kiseljak	1.320	11,0	20	4,0	805	11,5	650	13,0	50	5,0
Kreševo	600	4,0	25	1,0	60	3,0	100	2,5	7	1,0
Novi Travnik	850	5,0	25	1,0	14	2,0	36	6,0	20	4,0
Travnik	860	4,4	15	0,7	38	1,5	132	2,4	4	0,4
Vitez	720	6,0	24	1,2	97	5,4	70	14,0	50	4,2
Hercegovačko-neretvanski	18.884	8,9	224	1,9	4.952	13,7	4.086	14,0	9.853	23,8
Čapljina	3.000	10,0	-	-	125	25,0	473	3,8	5.603	39,7
Čitluk	5.325	15,0	4	2,0	750	25,0	450	15,0	450	15,0
Grad Mostar	3.594	4,6	172	2,1	616	5,5	1.144	22,0	280	3,5
Jablanica	1.250	10,0	11	1,5	390	13,0	250	10,0	252	12,0
Konjic	2.420	11,0	12	1,5	2.850	19,0	286	26,0	2.106	26,0
Neum	325	5,0	-	-	49	7,0	16	8,0	35	5,0
Prozor-Rama	840	6,0	8	1,0	105	7,0	180	12,0	90	5,0
Ravno	180	12,0	10	2,0	25	5,0	-	-	100	20,0
Stolac	1.950	15,0	8	2,5	42	6,0	1.287	40,0	937	30,0
Zapadnohercegovački	7.139	6,3	74	1,7	1.081	6,0	2.107	13,6	1.868	10,3
Grude	889	2,2	20	2,0	74	3,2	132	4,4	56	4,0
Ljubuški	4.720	16,0	23	1,5	920	8,0	1.495	23,0	1.755	13,0
Posušje	600	4,8	11	1,4	48	4,0	450	9,0	12	6,0
Grad Široki Brijeg	930	3,0	20	2,0	39	1,3	30	3,0	45	1,5
Kanton Sarajevo	7.066	6,8	300	1,7	1.375	5,4	1.586	8,4	593	6,0
Centar Sarajevo	85	4,5	-	-	30	3,0	88	5,0	24	3,0
Hadžići	2.400	8,0	140	5,0	105	7,0	1.032	8,0	360	4,0
Ilidža	2.360	10,0	52	1,0	679	7,0	150	12,0	45	9,0
Ilijaš	1.000	5,0	50	1,0	60	3,0	15	5,0	6	3,0
Novi Grad Sarajevo	435	5,0	9	1,0	286	4,2	246	6,0	98	4,9
Novo Sarajevo	50	5,0	6	2,0	30	5,0	14	7,0	42	7,0
Stari Grad Sarajevo	340	10,0	24	3,0	128	8,0	40	4,0	16	4,0
Trnovo	360	9,0	18	1,0	55	5,0	-	-	-	-
Vogošća	36	0,3	1	0,2	2	0,2	1	0,2	2	0,3
Kanton 10	13.474	16,8	39	1,5	234	6,3	1.909	20,1	25	6,3
Bosansko Grahovo	280	7,8	5	4,8	6	4,0	12	12,0	-	-
Drvar	96	16,0	5	1,2	10	4,0	24	12,0	3	2,5
Glamoč	4.993	19,1	5	1,0	22	2,0	14	7,0	-	-
Kupres	120	10,0	3	2,5	18	9,0	84	12,0	-	-
Livno	3.185	13,0	20	1,5	63	4,2	450	15,0	5	2,3
Tomislavgrad	4.800	20,0	3	1,3	115	23,0	1.325	25,0	18	18,0

	Djetelina <i>Clover</i>		Lucerka/lucerna <i>Lucerne</i>		Kukuruz, zeleni <i>Maize, green</i>		Stočna repa <i>Forage beet</i>		Trav. djet. smjese <i>Grass.clov.mixtures</i>	
	ukupan prinos, t <i>total pro- duction, t</i>	prinos t/ha <i>yield t/ha</i>	ukupan prinos, t <i>total pro- duction, t</i>	prinos t/ha <i>yield t/ha</i>	ukupan prinos, t <i>total pro- duction, t</i>	prinos t/ha <i>yield t/ha</i>	ukupan prinos, t <i>total pro- duction, t</i>	prinos t/ha <i>yield t/ha</i>	ukupan prinos, t <i>total pro- duction, t</i>	prinos t/ha <i>yield t/ha</i>
Unsko-sanski	6.660	2,6	5.622	3,0	103.155	15,5	4	4,0	6.725	2,8
Grad Bihac	156	3,0	102	3,0	4.090	10,0	-	-	24	3,0
Bosanska Krupa	1.860	1,8	1.600	2,0	24.000	15,5	-	-	1.600	2,0
Bosanski Petrovac	0	-	0	-	143	1,5	-	-	-	-
Buzim	2.520	4,0	2.320	4,0	12.840	25,7	-	-	3.375	4,5
Cazin	736	1,6	90	1,8	12.180	8,4	-	-	1.150	2,3
Ključ	210	3,5	385	3,5	8.450	13,0	4	4,0	220	2,2
Sanski Most	498	2,5	375	2,5	22.200	14,8	-	-	296	1,5
Velika Kladuša	680	4,0	750	5,0	19.252	37,5	-	-	60	3,0
Kanton Posavski	1.688	5,7	1.728	4,7	18.800	24,7	133	9,5	1.633	6,9
Domaljevac-Šamac	20	1,0	10	1,0	50	5,0	-	-	-	-
Odžak	1.610	7,0	1.540	7,0	18.750	25,0	49	7,0	1.631	7,0
Orašje	58	1,2	178	1,3	-	-	84	12,0	2	0,6
Tuzlanski	6.873	3,3	6.359	3,0	104.645	8,5	234	10,2	7.163	2,1
Banovići	30	5,0	25	5,0	293	6,5	-	-	30	6,0
Čelić	840	3,0	770	2,8	2.120	8,0	-	-	420	2,4
Doboj Istok	735	3,0	375	3,0	1.050	15,0	-	-	775	2,5
Gračanica	2.198	3,7	2.067	3,9	11.440	14,3	105	10,5	859	1,7
Gradačac	208	2,7	100	2,5	18.680	4,0	21	7,0	197	0,7
Kalesija	200	2,1	741	2,1	12.990	5,6	-	-	2.801	2,2
Kladanj	35	2,7	-	-	-	-	-	-	-	-
Lukavac	221	4,5	108	2,0	28.500	19,0	-	-	276	4,0
Sapna	303	1,5	284	1,5	960	12,0	-	-	197	1,0
Srebrenik	523	2,4	938	2,8	2.002	13,0	88	11,0	348	1,5
Teočak	575	5,0	675	5,0	1.800	15	-	-	92	2,0
Grad Tuzla	196	2,0	72	2,0	11.015	20,0	20	10,0	430	2,0
Živinice	810	7,4	205	4,4	13.796	7,9	-	-	739	4,5
Zeničko-dobojski	8.892	2,8	6.692	2,9	8.692	9,6	1.292	7,3	10.973	2,2
Breza	1.305	4,5	1.426	4,6	750	3,0	160	4,0	684	3,8
Doboj Jug	188	2,0	212	2,0	220	5,0	-	-	172	2,0
Kakanj	592	2,0	720	2,3	360	6,0	35	3,5	500	2,0
Maglaj	130	1,4	91	1,4	632	10,0	22	4,4	234	1,4
Olovo	8	4,0	8	4,0	-	-	80	40,0	6	3,0
Tešanj	2.990	2,3	2.530	2,3	560	8,0	360	6,0	1.800	3,0
Usora	108	2,5	81	2,3	420	7,0	-	-	54	3,0
Vareš	32	3,5	11	3,5	-	-	5	5,0	165	3,0
Visoko	1.360	4,0	814	4,5	5.502	17,0	160	8,0	3.400	2,0
Zavidovići	1.200	3,0	120	3,0	16	2,0	20	2,0	3.800	2,0
Grad Zenica	105	3,0	120	4,0	227	7,2	450	15,0	53	1,5
Žepče	875	3,5	560	3,5	5	17,0	-	-	106	3,3
Bosansko-podrinjski	394	4,2	3.600	4,1	329	17,3	160	12,3	289	4,4
Foča	105	3,5	140	4	9	3,0	30	6,0	123	3,5
Goražde	189	3,5	3.360	4,0	320	20,0	120	20,0	66	3,3
Pale	100	10,0	100	10,0	-	-	10	5,0	100	10,0

	Djetelina <i>Clover</i>		Lucerka/lucerna <i>Lucerne</i>		Kukuruz, zeleni <i>Maize, green</i>		Stočna repa <i>Forage beet</i>		Trav.djet. smjese <i>Grass.clov.mixtures</i>	
	ukupan prinos, t <i>total pro- duction, t</i>	prinos t/ha <i>yield t/ha</i>	ukupan prinos, t <i>total pro- duction, t</i>	prinos t/ha <i>yield t/ha</i>	ukupan prinos, t <i>total pro- duction, t</i>	prinos t/ha <i>yield t/ha</i>	ukupan prinos, t <i>total pro- duction, t</i>	prinos t/ha <i>yield t/ha</i>	ukupan prinos, t <i>total pro- duction, t</i>	prinos t/ha <i>yield t/ha</i>
Srednjobosanski	8.601	4,7	7.861	4,9	17.222	19,3	2.706	13,7	4.419	3,2
Bugojno	2.640	6,0	3.540	6,0	6.120	36,0	600	20,0	765	4,5
Busovača	190	2,0	17	2,4	675	15,0	120	8,0	110	2,2
Dobretići	20	50,0	6	16	-	-	4	2,0	-	-
Donji Vakuf	306	17,0	270	18,0	60	20,0	90	30,0	3	1,0
Fojnica	291	3,1	143	3,1	280	14,0	120	8,0	174	3,0
Gornji Vakuf	3.168	4,5	2.252	4,0	1.462	17,0	42	6,0	2.899	3,1
Jajce	116	2,1	74	2,1	1.100	20,0	400	20,0	34	2,0
Kiseľjak	210	3,5	210	3,5	3.000	30,0	660	12,0	330	3,3
Kreševo	260	2,0	100	2,0	50	5,0	600	15,0	4	2,0
Novi Travnik	360	4,5	150	2,5	200	4,0	20	4,0	100	2,0
Travnik	320	4,0	200	5,0	3.415	18,3	50	10	-	-
Vitez	720	8,0	900	6,0	860	5,2	-	-	-	-
Hercegovačko-neretvanski	517	2,8	1.172	8,0	4.650	14,0	713	19,8	96	3,2
Čapljina	-	-	66	5,9	4.004	16,1	-	-	-	-
Čitluk	60	3,0	105	3,5	150	15,0	-	-	30	3,0
Grad Mostar	253	2,3	99	2,2	133	3,1	9	3,0	6	2,1
Jablanica	40	4,0	150	15,0	-	-	300	30,0	18	3,5
Konjic	104	4,0	689	24,0	324	18,0	320	40,0	42	3,5
Neum	20	2,0	33	3,0	39	3,0	72	8,0	-	-
Prozor	-	-	-	-	-	-	12	2,0	-	-
Ravno	40	4,0	30	3,0	-	-	-	-	-	-
Stolac	-	-	-	-	-	-	-	-	-	-
Zapadnohercegovački	872	2,0	1.744	2,2	571	6,1	152	4,6	180	2,6
Grude	378	2,2	240	2,0	176	4,0	66	3,0	93	3,0
Ljubuški	299	2,3	1.320	2,2	245	7,0	80	8,0	51	2,3
Posušje	195	1,5	184	2,3	150	10	6	6,0	36	2,4
Grad Široki Brijeg	-	-	-	-	-	-	-	-	-	-
Kanton Sarajevo	735	3,6	955	3,9	6.912	21,1	1.621	11,0	2.182	3,5
Centar Sarajevo	4	2,0	4	2,0	-	-	-	-	-	-
Hadžići	18	4,5	12	4,0	112	14,0	144	16,0	14	4,5
Iliđza	345	3,0	665	3,8	6.400	21,3	1.320	12,0	623	3,0
Ilijaš	152	4,0	140	4,0	400	20,0	125	5,0	84	3,0
Novi Grad Sarajevo	66	3,0	64	3,2	-	-	-	-	139	2,9
Novo Sarajevo	-	-	-	-	-	-	-	-	2	1,0
Stari Grad Sarajevo	-	-	-	-	-	-	-	-	-	-
Trnovo	100	5,0	70	7,0	-	-	32	8,0	1.320	4,0
Vogošća	50	10,0	-	-	-	-	-	-	-	-
Kanton 10	1.554	4,6	3.538	5,7	24.441	14,1	271	9,3	10.867	3,8
Bosansko Grahovo	18	3,0	9	3,0	-	-	-	-	-	-
Drvar	21	4,2	-	-	-	-	4	4,0	7	3,5
Glamoč	120	2,0	-	-	2.210	9,3	90	6,0	180	2,8
Kupres	200	10,0	-	-	844	5,6	-	-	260	6,5
Livno	132	3,3	490	3,5	2.750	25,0	152	19,0	8.085	3,5
Tomislavgrad	1.063	5,1	3.039	6,4	18.637	15,1	25	5,0	2.335	5,0

	Jabuke <i>Apple</i>		Kruške <i>Pear</i>		Šljive <i>Plum</i>		Breskve <i>Peach</i>		Orasi <i>Walnut</i>	
	ukupan prinos,t <i>total pro- duction, t</i>	prinos kg/stablu <i>yield kg/tree</i>	ukupan prinos,t <i>total pro- duction, t</i>	prinos kg/stablu <i>yield kg/tree</i>	ukupan prinos,t <i>total pro- duction, t</i>	prinos kg/stablu <i>yield kg/tree</i>	ukupan prinos,t <i>total pro- duction, t</i>	prinos kg/stablu <i>yield kg/tree</i>	ukupan prinos,t <i>total pro- duction, t</i>	prinos kg/stablu <i>yield kg/tree</i>
Unsko-sanski	889	5,9	217	3,6	2.283	2,7	8	2,0	86	1,1
Grad Bihać	64	6,0	39	5,0	432	4,0	0	1,0	1	2,0
Bosanska Krupa	32	2,0	18	4,0	40	0,5	-	-	8	1,0
Bosanski Petrovac	-	-	-	-	-	-	-	-	-	-
Bužim	17	5,0	8	4,0	46	6,0	-	-	27	7,0
Cazin	392	7,0	102	4,0	-	-	4	2,0	-	-
Ključ	22	1,0	6	1,0	-	-	-	-	-	-
Sanski Most	362	15,5	44	13,1	1.765	14,2	4	4,2	50	8,1
Velika Kladuša	-	-	-	-	-	-	-	-	-	-
Kanton Posavski	252	9,6	148	16,0	1.061	8,6	28	10,1	51	11,6
Domaljevac-Šamac	50	10,0	10	10,0	200	10,0	3	5,0	20	10,0
Odžak	138	11,5	120	20,0	690	15,0	17	15,0	22	20,0
Orašje	64	7,0	18	8,0	171	3,0	9	8,0	9	7,0
Tuzlanski	12.268	8,6	3.779	6,3	16.616	6,4	257	5,2	347	4,7
Banovići	87	10,0	23	5,0	255	5,0	-	-	-	-
Čelić	152	8,0	93	5,0	4.004	10,0	54	7,0	40	10,0
Doboj Istok	76	8,0	65	10,0	560	20,0	2	5,0	28	10,0
Gračanica	322	7,0	128	4,0	316	4,0	16	5,0	30	3,0
Gradačac	7.350	7,0	1.950	5,0	6.167	4,5	72	3,0	102	6,0
Kalesija	85	2,6	10	0,6	252	2,8	10	2,0	14	3,0
Kladanj	122	20,0	-	-	135	10,0	-	-	-	-
Lukavac	1.301	45,0	200	25,0	1.160	40,0	66	30,0	70	14,0
Sapna	100	5,0	56	4,0	105	3,0	1	5,0	9	3,0
Srebrenik	67	3,9	19	2,0	311	3,0	1	0,8	5	1,5
Teočak	90	3,0	29	2,0	75	1,0	3	10,0	3	0,2
Grad Tuzla	746	10,0	217	8,0	2.828	9,9	21	6,0	34	4,0
Živinice	1.771	23,0	990	18,0	449	12,0	13	9,0	11	9,0
Zeničko-dobojski	1.931	4,1	526	2,9	1.510	2,6	10	2,0	130	3,2
Breza	158	4,0	101	4,0	82	2,0	-	-	5	1,0
Doboj Jug	29	5,0	3	4,0	41	4,0	-	-	-	-
Kakanj	142	3,0	43	1,5	61	1,0	3	1,5	2	1,0
Maglaj	186	3,5	32	2,0	42	3,0	-	-	9	3,7
Olovo	-	-	-	-	-	-	-	-	-	-
Tešanj	276	6,0	115	5,0	200	2,0	-	-	8	3,0
Usora	50	10,0	19	7,0	190	10,0	2	3,0	9	3,0
Vareš	-	-	-	-	-	-	-	-	-	-
Visoko	378	4,7	110	3,4	358	3,9	-	-	27	5,9
Zavidovići	70	5,0	24	4,0	50	2,0	2	8,0	10	5,0
Grad Zenica	193	2,9	44	2,0	198	2,0	1	1,0	27	2,0
Žepče	450	6,0	35	6,0	288	4,0	1	2,0	34	12,0
Bosansko-podrinjski	16	0,1	-	-	-	-	-	-	-	-
Foča	-	-	-	-	-	-	-	-	-	-
Goražde	16	0,4	-	-	-	-	-	-	-	-
Pale	-	-	-	-	-	-	-	-	-	-

	Jabuke <i>Apple</i>		Kruške <i>Pear</i>		Šljive <i>Plum</i>		Breskve <i>Peach</i>		Orasi <i>Walnut</i>	
	ukupan prinos,t <i>total pro- duction, t</i>	prinos kg/stablu <i>yield kg/tree</i>	ukupan prinos,t <i>total pro- duction, t</i>	prinos kg/stablu <i>yield kg/tree</i>	ukupan prinos,t <i>total pro- duction, t</i>	prinos kg/stablu <i>yield kg/tree</i>	ukupan prinos,t <i>total pro- duction, t</i>	prinos kg/stablu <i>yield kg/tree</i>	ukupan prinos,t <i>total pro- duction, t</i>	prinos kg/stablu <i>yield kg/tree</i>
Srednjobosanski	544	2,2	226	2,0	408	0,9	0	-	43	1,3
Bugojno	-	-	-	-	-	-	-	-	-	-
Busovača	-	-	-	-	-	-	-	-	-	-
Dobretići	-	-	-	-	-	-	-	-	-	-
Donji Vakuf	39	2,0	15	2,0	13	5,0	-	-	-	-
Fojnica	224	7,0	54	6,0	-	-	-	-	22	4,0
Gornji Vakuf	-	-	-	-	-	-	-	-	-	-
Jajce	-	-	-	-	-	-	-	-	-	-
Kiseljak	-	-	-	-	-	-	-	-	-	-
Kreševo	5	1,0	4	1,0	-	-	-	-	-	-
Novi Travnik	100	17,0	22	13,0	115	10,0	-	-	1	2,0
Travnik	150	6,0	110	5,0	180	2,0	0	2,0	20	5,0
Vitez	26	4,0	21	3,5	100	5,0	-	-	-	-
Hercegovačko-neretvanski	6.197	7,9	31	0,3	500	1,0	4.079	9,3	44	1,3
Čapljina	927	3,1	-	-	60	10,0	2.453	7,7	-	-
Čitluk	13	10,0	8	9,5	19	12,5	16	10,0	14	8,2
Grad Mostar	555	15,9	22	4,2	46	5,9	860	19,0	29	6,5
Jablanica	-	-	-	-	-	-	-	-	-	-
Konjic	-	-	-	-	-	-	-	-	-	-
Neum	1	5,0	1	4,0	0	7,0	0	6,0	0	6,0
Prozor	8	1,0	-	-	-	-	-	-	-	-
Ravno	4.492	13,4	-	-	-	-	-	-	-	-
Stolac	200	25,0	-	-	375	25,0	750	10,0	-	-
Zapadnohercegovački	282	8,0	37	3,5	122	3,5	218	11,6	85	7,0
Grude	9	1,1	5	1,2	13	1,9	4	1,5	5	1,0
Ljubuški	87	22,0	12	10,0	39	13,0	110	16,0	41	18,0
Posušje	-	-	-	-	-	-	-	-	-	-
Široki Brijeg	185	10,0	21	4,5	70	5,0	105	11,0	40	10,0
Kanton Sarajevo	1.094	4,5	686	3,6	737	2,4	7	1,9	79	3,2
Centar Sarajevo	109	9,0	106	9,5	40	4,0	0	1,0	2	3,0
Hadžići	-	-	-	-	-	-	-	-	-	-
Ilidža	107	1,0	94	1,0	284	2,0	5	2,0	-	-
Ilijaš	166	5,0	49	3,0	165	2,0	-	-	1	1,0
Novi Grad Sarajevo	82	5,0	50	4,0	46	3,0	1	2,7	3	4,0
Novo Sarajevo	39	10,0	20	7,0	7	6,0	1	1,0	5	5,0
Stari Grad Sarajevo	578	15,0	310	10,0	154	5,0	0	3,0	22	6,0
Trnovo	7	4,0	5	3,0	5	2,0	-	-	0	2,0
Vogošća	6	5,0	53	10,0	35	5,0	-	-	45	10,0
Kanton 10	97	3,8	27	2,8	65	0,8	-	-	60	2,4
Bosansko Grahovo	12	10,0	-	-	-	-	-	-	-	-
Drvar	-	-	-	-	-	-	-	-	-	-
Glamoč	10	10	0	2,0	5	2,0	-	-	-	-
Kupres	-	-	-	-	-	-	-	-	-	-
Livno	15	2,2	2	1,0	-	-	-	-	-	-
Tomislavgrad	60	5,0	25	5,0	60	5,0	-	-	60	5,0

	Třešnje <i>Cherry</i>		Višnje <i>Sour cherry</i>		Kajsije/marelice <i>Apricot</i>		Grožđe <i>Grapes</i>	
	ukupan prinos, t <i>total pro- duction, t</i>	prinos kg/stablu <i>yield kg/tree</i>	ukupan prinos, t <i>total pro- duction, t</i>	prinos kg/stablu <i>yield kg/tree</i>	ukupan prinos, t <i>total pro- duction, t</i>	prinos kg/stablu <i>yield kg/tree</i>	ukupan prinos, t <i>total pro- duction, t</i>	prinos kg/čokotu <i>yield kg/vine</i>
Unsko-sanski	179	5,3	63	7,8	2	1,1	62	2,9
Grad Bihać	2	7,0	3	6,0	-	-	1	1,5
Bosanska Krupa	2	2,0	2	2,0	0	2,0	14	1,5
Bosanski Petrovac	-	-	-	-	-	-	-	-
Bužim	13	5,0	2	3,0	-	-	-	-
Cazin	71	-	3	7,0	2	1,0	20	5,0
Ključ	6	6,0	0	1,0	-	-	-	-
Sanski Most	85	13,5	53	10,7	-	-	27	3,7
Velika Kladuša	-	-	-	-	-	-	-	-
Kanton Posavski	28	13,2	73	17,2	30	19,1	38	6,7
Domaljevac-Šamac	5	5,0	3	5,0	5	10,0	-	-
Odžak	16	20,0	60	20,0	21	25,0	27	7,0
Orašje	7	22,0	10	14,0	4	17,0	11	6,0
Tuzlanski	2.943	14,6	1.189	11,8	522	13,7	100	3,2
Banovići	45	10,0	37	10,0	-	-	-	-
Čelić	72	12,0	75	8,0	13	10,0	-	-
Doboj Istok	78	12,0	12	7,0	7	10,0	-	-
Gračаница	22	12,0	4	8,5	1	3,0	-	-
Gradačac	690	10,0	44	6,0	410	17,0	19	2,5
Kalesija	120	15,0	29	5,0	2	1,0	-	-
Kladanj	5	10,0	-	-	-	-	-	-
Lukavac	97	33,0	62	24,0	22	12,0	-	-
Sapna	18	5,0	4	4,0	2	5,0	-	-
Srebrenik	44	7,0	11	3,0	3	2,0	2	1,0
Teočak	34	6,0	16	5,0	17	12,0	-	-
Grad Tuzla	145	12,0	84	10,0	32	10,0	2	0,4
Živinice	1.575	21,0	812	15,0	14	8,0	78	4,6
Zeničko-dobojski	334	5,2	161	3,4	7	2,5	108	2,1
Breza	9	3,0	2	2,0	1	1,0	-	-
Doboj Jug	1	5,0	1	6,0	-	-	-	-
Kakanj	22	5,0	22	5,0	-	-	0	1,0
Maglaj	12	5,0	4	3,0	-	-	-	-
Olovo	-	-	-	-	-	-	1	2,0
Tešanj	47	7,0	31	6,0	-	-	-	-
Usora	2	-	3	4,0	2	3,0	3	2,0
Vareš	-	3,0	-	-	-	-	-	-
Visoko	31	-	35	1,8	-	-	-	-
Zavidovići	55	5,4	25	7,0	-	-	-	-
Grad Zenica	93	10,0	28	5,4	3	3,5	-	-
Žepče	63	3,0	12	2,0	1	2,0	103	2,1
Bosansko-podrinjski	34	1,1	5	1,0	0	1,0	-	-
Foča	24	2,0	2	1,0	0	1,0	-	-
Goražde	10	0,5	3	0,5	-	-	-	-
Pale	0	0,5	0	0,6	-	-	-	-

	Trešnje <i>Cherry</i>		Višnje <i>Sour cherry</i>		Kajsije/marelice <i>Apricot</i>		Grožđe <i>Grapes</i>	
	ukupan prinos, t <i>total pro- duction, t</i>	prinos kg/stablu <i>yield kg/tree</i>	ukupan prinos, t <i>total pro- duction, t</i>	prinos kg/stablu <i>yield kg/tree</i>	ukupan prinos, t <i>total pro- duction, t</i>	prinos kg/stablu <i>yield kg/tree</i>	ukupan prinos, t <i>total pro- duction, t</i>	prinos kg/čokotu <i>yield kg/vine</i>
Srednjobosanski	60	3,9	62	6,0	0	0,5	3	0,5
Bugojno	6	5,0	1	5,0	-	-	-	-
Busovača	-	-	-	-	-	-	-	-
Dobretići	0	20,0	-	-	-	-	-	-
Donji Vakuf	10	12,0	30	25,0	0	0,8	-	-
Fojnica	21	30,0	4	18,0	-	-	-	-
Gornji Vakuf	-	-	-	-	-	-	-	-
Jajce	-	-	2	3,0	-	-	3	0,5
Kiseljak	-	-	-	-	-	-	-	-
Kreševo	2	5,0	7	8,0	-	-	-	-
Novi Travnik	13	13,0	7	8,0	-	-	-	-
Travnik	8	5,0	6	5,0	-	-	-	-
Vitez	-	-	5	5,0	-	-	-	-
Hercegovačko-neretvanski	1.406	11,0	206	7,3	224	12,0	18.350	1,8
Čapljina	79	5,3	13	5,0	20	10,0	3.431	1,9
Čitluk	24	15,0	50	5,0	12	20,0	7.744	1,7
Grad Mostar	760	12,5	66	8,0	38	8,1	4.976	2,2
Jablanica	3	1,0	-	-	-	-	-	-
Konjic	23	1,0	-	-	-	-	-	-
Neum	1	5,0	-	-	4	8,0	78	0,5
Prozor	17	4,0	10	5,0	-	-	-	-
Ravno	-	-	-	-	-	-	696	2,6
Stolac	500	25,0	68	15,0	150	15,0	1.425	1,1
Zapadnohercegovački	304	9,2	53	6,5	49	10,4	5.902	1,5
Grude	52	6,5	10	3,0	7	4,5	116	0,3
Ljubuški	82	16,0	33	15,0	32	14,0	2.344	1,1
Posušje	-	-	-	-	-	-	30	1,2
Široki Brijeg	170	9,2	9	6,5	10	11,0	3.412	2,3
Kanton Sarajevo	202	4,8	194	4,7	4	1,2	4	6,0
Centar Sarajevo	7	5,5	17	5,2	1	1,0	-	-
Hadžići	-	-	-	-	-	-	-	-
Ilidža	72	3,0	90	4,0	2	1,1	4	6,0
Ilijaš	29	10,0	11	5,0	-	-	-	-
Novi Grad Sarajevo	34	5,0	21	4,0	-	-	-	-
Novo Sarajevo	20	10,0	12	7,0	1	1,2	-	-
Stari Grad Sarajevo	33	11,0	39	9,0	0	6,0	-	-
Trnovo	2	5,0	2	5,0	-	-	-	-
Vogošća	6	10,0	2	5,0	-	-	-	-
Kanton 10	2	0,8	0	0,3	-	-	1	1,8
Bosansko Grahovo	-	-	-	-	-	-	-	-
Drvar	0	1,0	0	0,5	-	-	1	1,8
Glamoč	-	-	-	-	-	-	-	-
Kupres	-	-	-	-	-	-	-	-
Livno	2	1,0	0	0,4	-	-	-	-
Tomislavgrad	-	-	-	-	-	-	-	-