

# SAOPĆENJE PRIOPĆENJE FIRST RELEASE



GODINA / YEAR V

SARAJEVO, 25. 01. 2017.

BROJ / NUMBER: 13.4.12

## PRODAJA I OTKUP POLJOPRIVREDNIH PROIZVODA U FEDERACIJI BiH, DECEMBAR/PROSINAC 2016 SALE AND PURCHASE OF AGRICULTURAL PRODUCTS IN THE FEDERATION OF BiH, DECEMBER 2016

### Prodaja poljoprivrednih proizvoda na pijacama/tržnicama u Federaciji BiH, decembar/prosinac 2016. godine

Prodaja poljoprivrednih proizvoda na pijacama/tržnicama u decembru/prosincu 2016. godine iznosila je 1.598.392 KM, što predstavlja smanjenje prodaje za 220.176 KM ili za 12,11% u odnosu na decembar/prosinac 2015. godine.

U decembru/prosincu 2016. godine učešće u ukupnoj prodaji poljoprivrednih proizvoda na pijacama/tržnicama posmatrano po grupama proizvoda bilo je sljedeće: Povrće 41,4%, Perad i jaja 14,0%, Voće 23,4%, Krompir/kumpir 6,8%, Med i vosak 6,1%, Mlijeko 4,0%, Žita 1,1% i Grožđe 1,7%.

### Prodaja i otkup poljoprivrednih proizvoda u Federaciji BiH, decembar/prosinac 2016. godine

Ukupna vrijednost prodaje poljoprivrednih proizvoda vlastite proizvodnje poljoprivrednih preduzeća/poduzeća i zemljoradničkih zadruga i otkupa poljoprivrednih proizvoda od porodičnih/ obiteljskih poljoprivrednih proizvođača u decembru/prosincu 2016. godine iznosila je 23.081.323 KM što je u poređenju sa decembrom/prosincem 2015. godine smanjenje za 338.242 KM ili za 1,44%.

Ukupna vrijednost prodaje poljoprivrednih proizvoda vlastite proizvodnje poljoprivrednih preduzeća/poduzeća i zemljoradničkih zadruga u decembru/prosincu 2016. godine iznosila je 10.210.169 KM što je u poređenju sa decembrom/prosincem 2015. godine smanjenje za 1.012.795 KM ili za 9,02%.

Ukupna vrijednost otkupa poljoprivrednih proizvoda od porodičnih/obiteljskih poljoprivrednih proizvođača u decembru/prosincu 2016. godine iznosila je 12.871.154 KM što je u poređenju sa decembrom/prosincem 2015. godine povećanje za 674.553 KM ili za 5,53%.

### Sale of agricultural products on green markets in Federation of B&H, December 2016

Value of sale of agricultural products on green markets in December 2016 was 1,598,392 KM, which represents a decrease of sale in amount of 220,176 KM or by 12.11% in relation to December 2015.

In December 2016 share in total sale of agricultural products on green markets, grouped by products was as follows: Vegetable 41.0%, Poultry and eggs 14.0%, Fruit 23.4%, Potatoes 6.8%, Honey and wax 6.1%, Milk 4.0%, Cereals 1.1% and Grapes 1.7%.

### Sale and purchase of agricultural products in Federation of B&H, December 2016

The total value of sale of agricultural products by own production of agricultural companies and agricultural cooperatives and purchase of agriculture products from individual agriculture producers in December 2016 was 23,081,323 KM, which represents a decrease of sale in amount of 338,242 KM or by 1.44% in relation to December 2015.

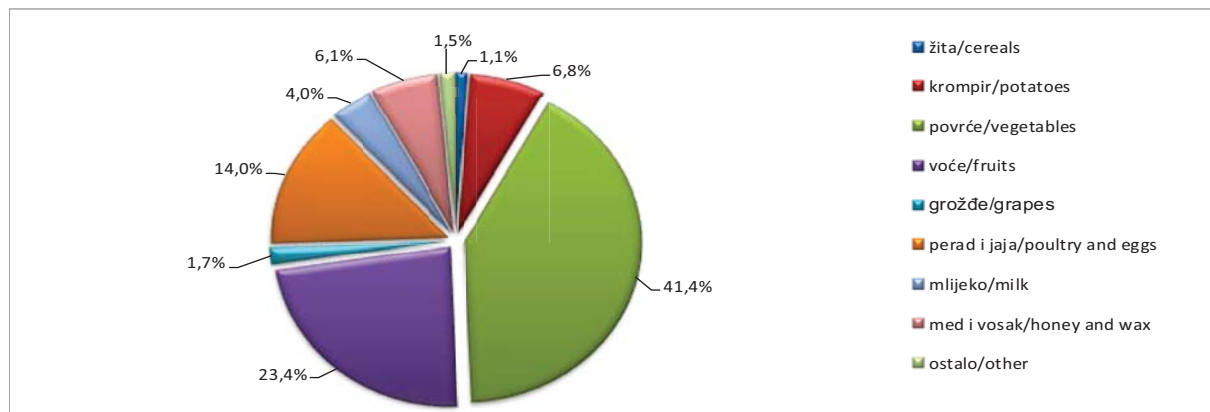
The total value of sale of agricultural products by companies and agricultural cooperatives in December 2016 was 10,210,169 KM, which represents a decrease of sale in amount of 1,012,795 KM or 9.02% in relation to December 2015.

The total value of purchase of agricultural products by individual agriculture producers in December 2016 was 12,871,154 KM, which represents an increase of sale in amount of 674,553 KM or by 5.53% in relation to December 2015.

1. PRODAJA POLJOPRIVREDNIH PROIZVODA NA PIJACAMA/TRŽNICAMA DECEMBAR/PROSINAC 2016  
SALE OF AGRICULTURE PRODUCTS ON GREEN MARKETS DECEMBER 2016

	XII 2016			I-XII 2016		Index I-XII 2016 I-XII 2015		
	količina u tonama Quantity in tons	vrijednost u KM Value in KM	prosječna cijena KM/kg Average price KM/kg	količina u tonama Quantity in tons	vrijednost u KM Value in KM	količina Quantity	vrijednost Value	
<b>Ukupno</b>	-	<b>1.598.392</b>	-	-	<b>23.216.759</b>	-	<b>92,2</b>	<b>Total</b>
<b>Žita</b>	-	<b>17.031</b>	-	-	<b>463.723</b>	-	<b>103,4</b>	<b>Cereals</b>
Pšenica	8	5.155	0,66	119	66.150	88,4	87,3	Wheat
Ječam	0	210	0,78	6	3.700	80,7	84,0	Barley
Kukuruz u zmu	18	10.411	0,59	673	360.172	87,1	102,8	Maize, grain
Ostala žita	-	1.255	-	-	33.701	-	228,4	Other cereals
<b>Krompir, konzumni</b>	<b>128</b>	<b>109.123</b>	<b>0,85</b>	<b>2.157</b>	<b>1.896.115</b>	<b>100,5</b>	<b>96,3</b>	<b>Potatoes, mercantile</b>
<b>Rezano cvijeće i rezani pupovi</b>	-	-	-	-	<b>10.400</b>	-	<b>99,5</b>	<b>Cut flowers and cut grooves</b>
<b>Povrće</b>	-	<b>661.924</b>	-	-	<b>10.103.322</b>	-	<b>95,3</b>	<b>Vegetables</b>
Paradajz, konzumni	14	37.770	2,67	646	1.141.516	97,0	89,1	Tomatoes, mercantile
Grah	27	134.211	5,48	314	1.444.039	99,8	102,7	Beans
C mi luk	83	102.869	1,24	875	1.036.655	112,6	106,6	Onions
Kupus	126	79.880	0,63	722	629.639	110,0	99,2	Cabbage
Mrkva	28	43.317	1,56	397	644.510	96,8	92,5	Carrot
Paprika, konzumna	22	60.036	2,69	598	1.192.913	107,1	103,2	Pepper
Krastavci, konzumni	8	17.365	2,17	370	621.567	101,2	102,6	Cucumbers
Špinat	12	33.430	2,90	269	680.846	93,2	86,7	Spinach
Zelena salata	7	20.940	2,80	171	421.865	101,6	69,1	Lettuce
Ostalo povrće	-	132.106	-	-	2.289.773	-	93,2	Other vegetables
<b>Voće</b>	-	<b>373.443</b>	-	-	<b>5.516.366</b>	-	<b>91,3</b>	<b>Fruits</b>
Šljive	-	-	-	189	255.460	109,9	100,2	Plums
Jabuke	85	104.575	1,23	912	1.214.615	82,1	85,4	Apples
Kruške	18	44.888	2,46	184	434.250	97,9	100,8	Pears
Trešnje	-	-	-	85	269.659	70,4	73,7	Cherries
Kajsije	-	-	-	32	78.240	118,7	85,2	Apricots
Breskve	-	-	-	83	205.257	82,4	84,3	Peaches
Orasi u ljusci	14	40.580	2,83	77	317.265	160,2	115,1	Walnuts in shell
Jagode	-	-	-	117	400.387	76,1	75,4	Sravberries
Mandarine	57	88.066	1,55	397	626.311	99,9	90,7	Tangerines
Ostalo voće	-	95.334	-	-	1.714.922	-	98,9	Other fruits
<b>Grožđe</b>	-	<b>27.768</b>	-	-	<b>520.024</b>	-	<b>87,0</b>	<b>Grapes</b>
Grožđe, konzumno	6	27.768	4,29	193	520.024	79,4	87,0	Table grapes
<b>Maslinovo ulje od masl.iz vlas.proiz., 000 l</b>	<b>1</b>	<b>13.560</b>	<b>17,84</b>	<b>8</b>	<b>122.280</b>	<b>121,5</b>	<b>118,4</b>	<b>Olive oil, from own production, 000 l</b>
<b>Perad i jaja</b>	-	<b>223.769</b>	-	-	<b>2.575.916</b>	-	<b>77,1</b>	<b>Poultry and eggs</b>
Kokoš, zaklana i očišćena	13	63.903	4,78	151	743.809	91,9	88,9	Hens (slaughtered, cleaned)
Čurka/tuka, zakl. i očišč.	0	1.620	10,13	1	5.530	130,6	114,5	Slaughtered and cleaned turkey
Ostala perad, zakl. i očišč.	0	440	5,50	2	10.405	90,0	91,3	Other poultry, (slaughtered, cleaned)
Jaja, konzumna, 000 kom.	618	157.806	0,26	6.705	1.816.173	63,2	72,9	Eggs, 000 p.
<b>Mlijeko</b>	-	<b>63.838</b>	-	-	<b>764.003</b>	-	<b>103,0</b>	<b>Milk</b>
Mlijeko, svježe kravlje,000 l	58	63.592	1,10	716	759.800	110,6	102,7	Cow milk, fresh, 000 l
Mlijeko, ostalo, 000 l	-	246	-	-	4.203	-	-	Milk, other, 000 l
<b>Med i vosak</b>	-	<b>98.106</b>	-	-	<b>1.150.565</b>	-	<b>93,6</b>	<b>Honey and wax</b>
Med	7	98.106	14,42	80	1.150.565	97,1	93,6	Honey
<b>Riba</b>	-	<b>9.800</b>	-	-	<b>94.045</b>	-	<b>98,7</b>	<b>Fish</b>
Riba, morska	1	7.900	8,78	8	65.575	104,1	103,6	Marine fish
Riba, riječna i jezerska	0	1.900	9,50	3	28.470	84,0	88,9	River and lake fish

Grafikon 1: Struktura ukupne prodaje poljoprivrednih proizvoda na zelenoj pijaci, %  
Graph 1: Structure of total sale of agricultural products on green markets, %

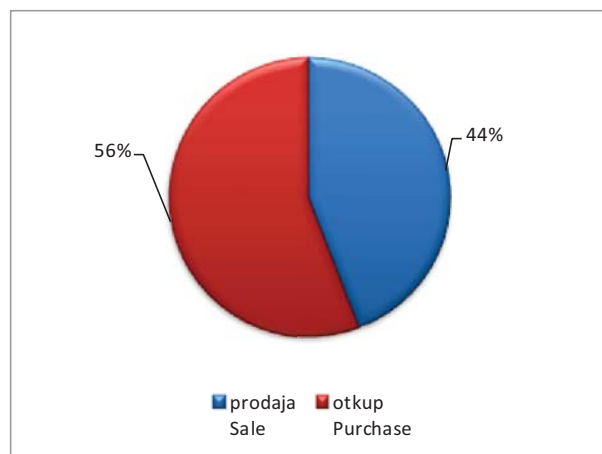


**2. PRODAJA I OTKUP POLJOPRIVREDNIH PROIZVODA, DECEMBAR/PROSINAC 2016., vrijednost u KM**  
**SALE AND PURCHASE OF AGRICULTURE PRODUCTS, DECEMBER 2016, value in KM**

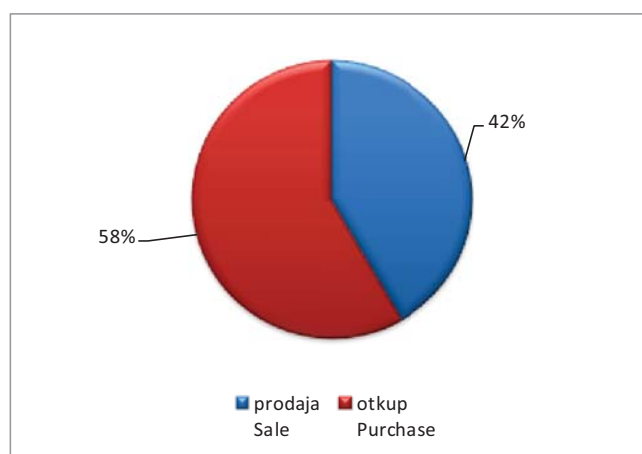
	XII 2016			I-XII 2016			Index I-XII 2016 I-XII 2015			
	ukupno <i>Total</i>	prodaja <i>Sale</i>	otkup <i>Purchase</i>	ukupno <i>Total</i>	prodaja <i>Sale</i>	otkup <i>Purchase</i>	ukupno <i>Total</i>	prodaja <i>Sale</i>	otkup <i>Purchase</i>	
<b>Ukupno</b>	<b>23.081.323</b>	<b>10.210.169</b>	<b>12.871.154</b>	<b>290.179.898</b>	<b>120.731.907</b>	<b>169.447.992</b>	<b>103,0</b>	<b>100,3</b>	<b>105,1</b>	<b>Total</b>
<b>Ratarstvo</b>	<b>186.715</b>	<b>54.637</b>	<b>132.078</b>	<b>20.875.555</b>	<b>6.594.275</b>	<b>14.281.280</b>	<b>144,5</b>	<b>109,9</b>	<b>169,1</b>	<b>Field crops</b>
Žita	7.284	7.011	273	4.577.921	2.542.030	2.035.891	128,6	142,4	114,6	Cereals
Industrijsko bilje	98.528	-	98.528	3.341.197	995.751	2.345.446	104,8	175,9	89,4	Industrial crops
Stočno krmno bilje	4.700	-	4.700	304.008	247.595	56.413	81,9	154,7	<sup>1)</sup>	Feed crops
Rezano cvijeće i rezani pupovi	-	-	-	2.069	2.069	-	-	-	-	Cut flowers and cut grooves
Krompir i suho mahunasto povrće	23.262	22.859	403	847.997	206.118	641.879	101,4	38,9	209,5	Potatoes and pulses
Povrće	52.941	24.767	28.174	11.802.363	2.600.712	9.201.651	182,5	88,5	260,8	Vegetables
<b>Sadni materijal</b>	<b>499.094</b>	<b>499.094</b>	<b>-</b>	<b>7.387.122</b>	<b>7.387.122</b>	<b>-</b>	<b>81,0</b>	<b>81,0</b>	<b>-</b>	<b>Planting material</b>
<b>Voćarstvo i vinogradarstvo</b>	<b>1.867.797</b>	<b>1.750.840</b>	<b>116.957</b>	<b>39.393.828</b>	<b>17.230.272</b>	<b>22.163.556</b>	<b>120,4</b>	<b>106,2</b>	<b>134,4</b>	<b>Fruit and viticulture</b>
Voće i grožđe	207.810	90.853	116.957	28.197.851	6.035.714	22.162.137	144,6	200,8	134,4	Fruit and grapes
Alkoholna pića	1.659.987	1.659.987	-	11.195.977	11.194.558	1.419	84,7	84,6	-	Alcoholic beverages
<b>Stočarstvo</b>	<b>19.861.424</b>	<b>7.239.305</b>	<b>12.622.119</b>	<b>214.270.134</b>	<b>81.393.944</b>	<b>132.876.191</b>	<b>98,5</b>	<b>99,9</b>	<b>97,6</b>	<b>Livestock breeding</b>
Stoka	5.368.168	401.029	4.967.139	47.498.352	8.294.306	39.204.046	102,8	115,0	100,5	Livestock - live weight
Perad i jaja	6.755.676	6.060.981	694.695	74.212.583	62.970.008	11.242.575	102,1	98,9	125,0	Poultry and eggs
Mlijeko	6.739.712	724.054	6.015.658	80.521.698	10.030.873	70.490.826	97,3	103,2	96,5	Milk
Koža i vuna	997.868	53.241	944.627	12.037.501	98.757	11.938.744	75,2	<sup>1)</sup>	78,9	Leather and wool
<b>Ostali proizvodi</b>	<b>666.293</b>	<b>666.293</b>	<b>-</b>	<b>8.253.259</b>	<b>8.126.294</b>	<b>126.965</b>	<b>107,0</b>	<b>107,3</b>	<b>90,8</b>	<b>Other products</b>
Med i vosak	1.500	1.500	-	135.503	18.000	117.503	79,6	59,4	84,0	Honey and wax
Riba	664.793	664.793	-	8.117.756	8.108.294	9.462	107,6	107,5	-	Fish

<sup>1)</sup> indeksi preko 300% se ne objavljuju  
<sup>1)</sup> indices over 300% are not published

**2.1 Udio prodaje i otkupa poljoprivrednih proizvoda, decembar 2016., %**  
 Share of purchase and sale of agricultural products, december 2016, %



**2.2 Udio prodaje i otkupa poljoprivrednih proizvoda, I-XII 2016., %**  
 Share of purchase and sale of agricultural products, period I-XII 2016, %



**3. PRODAJA I OTKUP POLJOPRIVREDNIH PROIZVODA, DECEMBAR/PROSINAC 2016., KOLIČINA**
*SALE AND PURCHASE OF AGRICULTURE PRODUCTS, DECEMBER 2016, QUANTITY*

	XII 2016			I-XII 2016			
	ukupno <i>Total</i>	prodaja <i>Sale</i>	otkup <i>Purchase</i>	ukupno <i>Total</i>	prodaja <i>Sale</i>	otkup <i>Purchase</i>	
Pšenica, tona	-	-	-	9.759	4.027	5.732	Wheat, tons
Soja, suho zmo, tona	162	-	162	2.435	441	1.994	Soya-bean, dried, tons
Duhan suhi/suvi list, tona	-	-	-	460	-	460	Tobacco, (dry leaf), tons
Krompir/krumpir, konzumni, tona	19	12	7	942	187	755	Potatoes, mercantile, tons
Krompir/krumpir sjemenski, tona	-	-	-	748	193	555	Potatoes seed, tons
Kupus glavica, tona	27	13	14	150	22	128	Cabbage, tons
Jabuke (konzumne i za preradu), tona	205	147	58	4.549	1.487	3.062	Apples (eating and processing), tons
Vino, 000 l.	521	521	-	3.695	3.695	-	Wine, thousand litre
Telad, tona	12	0	12	908	627	281	Calves, tons
Goveda (starosti od 1 do 2 godine), tona	1.232	1	1.231	9.517	615	8.902	Cattle (1-2 years), tons
Krave, bikovi i junad (starosti od 2 godine), tona	22	13	9	1.033	313	720	Cows, bulls and heifers (2 year), tons
Svinje, tona	171	121	50	1.733	1.155	578	Pigs, tons
Janjad, tona	3	0	3	70	6	64	Lambs, tons
Tovljeni pilići (brojlen), tona	2.982	2.569	413	29.862	23.909	5.953	Fattened chicken, tons
Jednodnevni pilići, 000 kom.	1.405	1.405	-	14.875	14.491	384	One - day chicken, 000 pieces
Jaja konzumna, 000 kom.	895	895	-	57.318	57.318	-	Eggs, 000 pieces
Mlijeko kravlje, 000 l	12.775	1.104	11.671	151.640	15.604	136.036	Cow milk, 000 liter
Pastmka/Pastrva, tona	76	76	-	1.161	1.161	-	Trout, tons

**4. PROSJEČNA CIJENA PRODAJE I OTKUPA VAŽNIJH POLJOPRIVREDNIH PROIZVODA, DECEMBAR/PROSINAC 2016., PROSJEČNA CIJENA U KM**
*AVERAGE PRICE FOR SALE AND PURCHASE OF IMPORTANT AGRICULTURAL PRODUCTS, DECEMBER 2016., AVERAGE PRICE IN KM*

	Prosječna cijena po jedinici mjere <i>Average price per unit of measure</i>		
	prodaja <i>Sale</i>	otkup <i>Purchase</i>	
Soja, kg	-	0,52	Soya, kg
Duhan, kg	-	2,10	Tobacco, kg
Krompir/krumpir, konzumni, kg	0,76	0,55	Potatoes, mercantile, kg
Kupus glavica, kg	1,21	0,25	Cabbage, kg
Jabuke (konzumne i za preradu), kg	0,59	0,55	Apples (eating and processing), kg
Vino, l	3,18	-	Wine, l
Telad, kg	-	6,01	Calves, kg
Goveda (starosti od 1 do 2 godine), kg	4,64	3,83	Cattle (1-2 years), kg
Krave, bikovi i junad (starosti od 2 godine), kg	2,33	3,80	Cows, bulls and heifers (2 year), kg
Svinje, kg	2,98	2,64	Pigs, kg
Janjad, kg	13,01	-	Lambs, kg
Tovljeni pilići (brojlen), kg	1,97	1,68	Fattened chicken, kg
Jednodnevni pilići, kom.	0,60	-	One - day chicken, pieces
Jaja konzumna, kom.	0,17	-	Eggs, pieces
Mlijeko kravlje, l	0,66	0,52	Cow milk, l
Pastmka/Pastrva, kg	6,22	-	Trout, kg

## METODOLOŠKA OBJAŠNJENJA

Podaci o otkupu i prodaji poljoprivrednih proizvoda rezultat su redovnih mjesečnih istraživanja „Mjesečni izvještaj o otkupu poljoprivrednih proizvoda od porodičnih/obiteljskih poljoprivrednih proizvođača (obrazac TRG-31)\* i „Mjesečni izvještaj o prodaji poljoprivrednih proizvoda vlastite proizvodnje poljoprivrednih poslovnih subjekata i zemljoradničkih zadruga (obrazac TRG-33).

Ovim istraživanjima prikupljaju se podaci o otkupu i prodaji poljoprivrednih proizvoda: količina (u tonama, hilj. kom., hilj. lit), vrijednost (u KM) i prosječne cijene (u KM) za referentni mjesec.

Izveštajne jedinice za mjesečni izvještaj o prodaji poljoprivrednih proizvoda vlastite proizvodnje poslovnih subjekata i zemljoradničkih zadruga (obrazac TRG-33) su poslovni subjekti i dijelovi poslovnih subjekata razvrstani u područje A (Poljoprivreda, šumarstvo i ribolov) prema KD BiH 2010. Izveštajne jedinice za mjesečni izvještaj o otkupu poljoprivrednih proizvoda od porodičnih/obiteljskih poljoprivrednih proizvođača (obrazac TRG-31) su poslovni subjekti i dijelovi poslovnih subjekata koji otkupljuju poljoprivredne proizvode od porodičnih/obiteljskih poljoprivrednih proizvođača radi njihove prodaje ili prerade razvrstani u područje C i G prema KD BiH 2010.

Podaci o prodaji poljoprivrednih proizvoda na pijacama/tržnicama prikupljaju se redovnim mjesečnim istraživanjem: Mjesečni izvještaj o prometu poljoprivrednih proizvoda na pijacama/tržnicama (obrazac TRG -13). Izveštajne jedinice su poslovni subjekti koji pružaju usluge korištenja prodajnog prostora pijace.

Ovim istraživanjima prikupljaju se podaci o prodaji poljoprivrednih proizvoda na pijacama/tržnicama koje na pijacu iznose samo individualni poljoprivredni proizvođači (bez poljoprivrednih preduzeća i zemljoradničkih zadruga): količina (u tonama, 000 kom., 000 lit), vrijednost (u KM) i prosječne cijene (u KM) za tekući mjesec.

### Definicije

**Otkup** poljoprivrednih proizvoda je kupovina odnosno preuzimanje poljoprivrednih proizvoda neposredno od porodičnih/obiteljskih proizvođača koje poslovni subjekti obavljaju radi dalje prodaje ili prerade.

**Prodaja** poljoprivrednih proizvoda je prodaja, odnosno isporuka poljoprivrednih proizvoda iz vlastite proizvodnje poslovnih subjekata i njihovih dijelova.

## NOTES ON METHODOLOGY

Data on sale and purchase of agricultural products are the result of regular monthly surveys: *Monthly Report on purchase of agricultural products from individual agricultural producers (TRG – 31)* and *Monthly Report on sale of own agricultural products by companies and agricultural cooperatives (TRG – 33)*.

This survey collects data on the quantity (in tons, thous. Pcs., Thous. Lit), value (KM) and average price (KM) of purchase and sale of agricultural products for the reference month.

Reporting units and observation units for the *Monthly report on sale of own agricultural products by companies and agricultural cooperatives (TRG – 33)* are legal entities and parts of legal entities classified according to the NACE-Rev 2 (KD B&H 2010) into the field A (Agriculture, hunting and forestry). Reporting units and observation units for the *Monthly report on purchase of agricultural products from individual agricultural producers (TRG – 31)* are legal entities who purchase agricultural products from individual family farms for further selling or processing classified in activities in section C and G according to the NACE-Rev 2 (KD B&H 2010).

Data on turnover of agricultural products at marketplaces are collected through the regular statistical report: *Monthly report on turnover of agricultural products at marketplaces (TRG – 13)*. Reporting units are business entities that provide services using selling area.

This survey collects data on the quantity (in tons, 000 Pcs., 000 Lit), value (KM) and average price (KM) of purchase and sale of agricultural products at marketplaces from individual agricultural producers (without agricultural enterprises and cooperatives) for the current month.

### Definitions

**Purchase** of agricultural products is buying, taking over agricultural products from individual producers which performing business entities with a view of further sale and processing.

**Sale** of agricultural products consists of sale, respectively delivery of agricultural products that are obtained from own production of business entities and parts of business entities.

Izdaje Federalni zavod za statistiku FBiH, 71000 Sarajevo, Zelenih beretki 26  
Published by the Institute for Statistics of FBiH, 71000 Sarajevo, Zelenih beretki 26

Telefon/Phone: +387 (33) 20 64 52, Fax: +387 (33) 22 61 51  
Elektronska pošta/E-mail: [fedstat@fzs.ba](mailto:fedstat@fzs.ba), Internetska stranica/Web site: <http://www.fzs.ba>

Odgovara: Dr Emir Kremić, direktor  
Person responsible: Emir Kremić, PhD, Director General

Saopćenje pripremili: Fehrija Mehić, Damir Omanović  
Prepared by: Fehrija Mehić, Damir Omanović

Molimo korisnike da prilikom korišćenja podataka navedu izvor  
Those using data from this issue are requested to state the source

Podaci iz ovog saopćenja objavljuju se na internetu  
First Release data are published on the Internet