



Bosna i Hercegovina
Federacija Bosne i Hercegovine
FEDERALNI ZAVOD ZA STATISTIKU

Bosnia and Herzegovina
Federation of Bosnia and Herzegovina
FEDERAL OFFICE OF STATISTICS

BILJNA PROIZVODNJA
FEDERACIJE BOSNE I HERCEGOVINE

PLANT PRODUCTION
FEDERATION OF BOSNIA AND HERZEGOVINA
2012

Sarajevo, 2013.

Izdavač: Federalni zavod za statistiku, Zelenih beretki 26, 71000 Sarajevo

Publisher: Federal Office of Statistics, Zelenih beretki 26, 71000 Sarajevo

Telefon/Phone /Faks: +387 33 22 61 51

Elektronska pošta/E-mail: fedstat@fzs.ba

Internetska stranica/Web site: <http://www.fzs.ba>

Odgovara direktor: Hidajeta Bajramović

Person responsible: Hidajeta Bajramović, Director General

Molimo korisnike da prilikom korišćenja podataka navedu izvor

Users are kindly requested to state the source

Štampano/Tiskano u 100 primjeraka

Printed in 100 copies

Obavijesti daje Odsjek za odnose s javnošću

Information is available at the Department of Public Relations

Telefon/Phone: +387 33 20 64 52/lok 131

Pretplata publikacija: +387 33 20 64 52/lok 132

PREDGOVOR

Federalni zavod za statistiku uradio je statistički bilten "Biljna proizvodnja u Federaciji Bosne i Hercegovine u 2012." u kojem su prezentirani podaci biljne proizvodnje, a rezultat su provedenih statističkih istraživanja prema Planu provođenja statističkih istraživanja od interesa za Federaciju Bosne i Hercegovine.

Želja nam je da našim korisnicima prezentiramo što više podataka o biljnoj proizvodnji u Federaciji Bosne i Hercegovine, kao što su podaci o zasijanim površinama u 2011/12. godini, ukupnoj proizvodnji usjeva, voća i grožđa i prosječnim prinosima istih u 2012. godini.

Podaci su dati za nivo Federacije Bosne i Hercegovine, kantona i općina.

PREFACE

The Federal Office of Statistics has completed the statistical Bulletin "Plant production in the Federation of Bosnia and Herzegovina in 2012" in which data are presented on crop production from regular statistical surveys in accordance with "The Statistical Research Programme for the Federation of Bosnia and Herzegovina".

We want to present more data on plant production in Federation of Bosnia and Herzegovina to our users, such as: the sown area in 2011/12, total crop, fruit and grapes production and their average yield (t/ha, kg/tree and kg/vine) in 2012.

Data are presented for the Federation of Bosnia and Herzegovina, cantons and municipalities.

SKRAĆENICE/KRATICE

ha hektar
t tona
kg kilogram

ABBREVIATIONS

*ha hectare
t ton
kg kilogram*

ZNAKOVI

- nema pojave
0 podatak je manji od 0,5 upotrijebljene jedinice
mjere

SYMBOLS

- *no occurrence*
0 *Value is less than 0,5 of the unit of measure
used*

SADRŽAJ

CONTENT

| | |
|--|----|
| PREDGOVOR | 3 |
| <i>PREFACE</i> | |
| SKRAĆENICE/KRATICE I ZNAKOVI | 4 |
| <i>ABBREVIATIONS AND SYMBOLS</i> | |
| METODLOŠKA OBJAŠNJENJA | 7 |
| <i>METHODOLOGICAL NOTES</i> | |
| ZASIJANE POVRŠINE U FBiH U 2011/12 | 8 |
| <i>SOWN AREA BY CANTONS IN FB&H IN 2011/12</i> | |
| ZASIJANE POVRŠINE USJEVA PO KANTONIMA I OPĆINAMA U 2011/12 | 10 |
| <i>SOWN AREA OF SELECTED CROPS BY CANTONS AND MUNICIPALITIES IN 2011/12</i> | |
| PROIZVODNJA RANIH USJEVA U 2012. GODINI | 14 |
| <i>EARLY CROP PRODUCTION IN 2012</i> | |
| PROIZVODNJA RANOG VOĆA U 2012. GODINI | 15 |
| <i>EARLY FRUIT PRODUCTION IN 2012</i> | |
| PROIZVODNJA KASNIH USJEVA U 2012. GODINI | 16 |
| <i>LATE CROP PRODUCTION BY CANTONS IN 2012</i> | |
| PROIZVODNJA KASNOG VOĆA U 2012. GODINI | 18 |
| <i>LATE FRUIT PRODUCTION IN 2012</i> | |
| PRINOSI USJEVA, VOĆA I GROŽĐA PO KANTONIMA I OPĆINAMA U 2012 | 20 |
| <i>CROP, FRUIT AND GRAPES PRODUCTION BY CANTONS AND MUNICIPALITIES IN 2012</i> | |

METODOLOŠKA OBJAŠNJENJA

Podaci o biljnoj proizvodnji prikupljaju se redovnim statističkim istraživanjima i to:

- podaci o zasijanim površinama (PO-21 i PO-22),
- podaci o ostvarenim prinosima usjeva, voća i grožđa (PO-32, PO-33, PO-34)

Podaci predstavljaju ukupno ostvarenu poljoprivrednu proizvodnju, iako se prikupljanje podataka obavlja odvojeno. Izvještajne jedinice za biljnu proizvodnju su:

1) poslovni subjekti, zemljoradničke zadruge i druge organizacije koje se bave poljoprivrednom proizvodnjom i dostavljaju podatke redovnim statističkim izvještajima,

2) poljoprivredna gazdinstva/gospodarstva, a podaci se prikupljaju metodom procjene koju rade stručnjaci za poljoprivredu u općinama. Podaci se iskazuju za općinu ukupno.

Podaci o zasijanim površinama i broju stabala voća i čokota/trsova

Prvo se utvrđuju podaci o površinama pojedinih kategorija korištenja zemljišta i upoređuju sa istim podacima iz prethodne godine. Mora se voditi računa o promjenama površina pojedinih kategorija korištenja zemljišta u toku godine.

Poslije toga procjenjuju se zasijane površine na oranicama i baštama po pojedinim usjevima, broj stabala voća po vrstama voća, kao i broj čokota/trsova vinove loze (ukupan broj i broj sposobnih za rod).

Podaci o ostvarenoj proizvodnji usjeva, voća i grožđa

Požnjevena površina je površina sa koje je usjev požnjeven i ubran prinos. Požnjevena površina može biti manja od zasijane površine u slučaju ako su usjevi na nekim površinama usljed elementarnih i drugih nepogoda uništeni, te zbog toga nije obavljena žetva niti ubran prinos.

Kod voća i čokota/trsova uzima se broj stabala i čokota/trsova sposobnih za rod, a ne broj stabala sa kojih je ubran prinos. Ako je u međuvremenu došlo do stradanja nekih stabala ili čokota/trsova podaci moraju biti umanjani za taj broj stabala ili čokota/trsova.

Ostvareni prinos ratarskih usjeva predstavlja prinos normalne vlažnosti koji je dobiven po završenoj žetvi/berbi i vršidbi, tj. prinos po odbitku količina izgubljenih pri žetvi, prijevozu do gazdinstva/gospodarstva, vršidbi i sl.

Prinos po jedinici površine (t/ha) obračunat je na požnjevenu površinu.

Prinos po stablu i čokotu/trsu (kg) obračunat je na stablo sposobno za rod, odnosno na čokot/trs.

METHODOLOGICAL NOTES

The data on crop production are collected through regular statistical surveys:

- *The data on sown area: surveys PO-21 and PO-22,*
- *The data on plant production- arable crop, fruit and grapes: (surveys PO-32, PO-33 and PO-34).*

The data include total production; also the data are collected separately by kind of report unit. The report units for plant production are:

1) The agricultural enterprises, agricultural co-operatives and other organizations which are engaged in agriculture and data are gathered through regular statistical reports.

2) The private agricultural holdings and data are gathered through estimations. The estimations are made on local level – for each municipality in total. The estimators are currently agricultural experts in the local authorities of municipalities.

Data on sown area and number of fruit trees and vines

The first phase is the assessment of land use data and comparing this data with data of last year. It is important to take into account the changes of land use categories during the determined year.

Then to assess total sown arable area and to make estimation on number of fruit trees and vines (total number and number of fruit-bearing trees/vines).

Crop, fruit and grape production data

Harvested area is the area on which crops are harvested and yields are gathered. It can be smaller than the sown area in the case that crops were weather-beaten and because of the harvest was not carried out.

The trees and vines – are number of trees and vines capable of bearing, not tree numbers where crops were taken. In the case of harm to trees and vines this should be disposed of.

Realized yield crop is the yield of standard humidity after the deduction of all losses during harvest, transport and threshing.

Yield per unit of area (t/ha) is computed on the base of harvested area.

Yield per tree/vine (in kg) is computed for fruit-bearing tree or vine.

ZASIJANE POVRŠINE U JESENJOJ I PROLJETNOJ
SOWN AREA IN AUTUMN AND SPRING

| | Federacija BiH Ukupno <i>Total</i> | Pregled po <i>Review by</i> | | | | |
|---|---|--------------------------------|--------------------|--------------|----------------------|------------------------|
| | | Unsko- sanski | Kanton Posavski | Tuzlanski | Zeničko- dobojski | Bosansko podrinjski |
| Zasijana oranična <i>Sown arable</i> | | | | | | |
| Zasijano - ukupno | 194800 | 44829 | 14316 | 58406 | 26838 | 1943 |
| Žita | 85821 | 24496 | 9876 | 27137 | 7718 | 172 |
| Industrijsko bilje | 2469 | 315 | 1350 | 322 | 20 | - |
| Povrtno bilje | 43673 | 7658 | 1048 | 12257 | 5303 | 616 |
| Stočno - krmno bilje | 62837 | 12360 | 2042 | 18690 | 13797 | 1155 |
| Zasijane površine <i>Sown area with</i> | | | | | | |
| Pšenica (ozima i jara) | 19059 | 5986 | 2577 | 3296 | 1644 | 81 |
| Raž (ozima i jara) | 1901 | 569 | - | 283 | 56 | 3 |
| Ječam (ozimi i jari) | 8925 | 1159 | 756 | 497 | 654 | 20 |
| Zob (ozima i jara) | 3095 | 1395 | 8 | 575 | 308 | 4 |
| Kukuruz - zrno | 48835 | 13185 | 6410 | 22311 | 4846 | 43 |
| Soja | 1570 | 221 | 1100 | 49 | 1 | - |
| Duhan | 595 | - | 200 | 253 | - | - |
| Krompir | 21897 | 3337 | 318 | 7150 | 2163 | 356 |
| Mrkva | 1253 | 61 | 21 | 96 | 709 | 4 |
| Luk crni | 3260 | 317 | 68 | 655 | 902 | 24 |
| Luk bijeli | 852 | 184 | 23 | 220 | 76 | 10 |
| Grah | 4751 | 2530 | 95 | 650 | 412 | 33 |
| Grašak | 347 | 27 | 23 | 73 | 28 | 3 |
| Kupus | 3181 | 257 | 153 | 1060 | 247 | 46 |
| Paradajz | 1818 | 177 | 115 | 583 | 154 | 25 |
| Paprika zelena | 1423 | 195 | 84 | 563 | 138 | 31 |
| Krastavac | 1308 | 289 | 43 | 515 | 102 | 35 |
| Lubenice | 337 | 21 | 34 | 80 | 3 | - |
| Djetelina | 11284 | 1826 | 336 | 2259 | 3508 | 93 |
| Lucerka | 11350 | 1554 | 375 | 2244 | 2991 | 937 |
| Grahorica | 142 | 3 | - | 119 | - | - |
| Kukuruz, zelena masa | 19256 | 5822 | 1050 | 9763 | 574 | 23 |
| Stočna repa | 866 | - | 6 | 78 | 223 | 12 |
| Mješ. trava, mahunjača i žita | 2044 | 20 | - | 302 | 1233 | 25 |
| Travno - djetelinske smjese | 16589 | 2553 | 275 | 3457 | 5211 | 65 |

SJETVI U FEDERACIJI BIH U 2011/12

IN FEDERATION OF B&H IN 2011/12

ha

kantonima

cantons

| Srednjo-bosanski | Hercegovačko-neretvanski | Zapadno-hercegovački | Kanton Sarajevo | Kanton 10 | |
|------------------|--------------------------|----------------------|-----------------|-----------|--|
|------------------|--------------------------|----------------------|-----------------|-----------|--|

površina

area

| | | | | | |
|--------------|-------------|-------------|-------------|--------------|--------------------------|
| 17549 | 6801 | 5532 | 5889 | 12698 | Sown area - total |
| 5384 | 975 | 1337 | 1024 | 7703 | <i>Cereals</i> |
| 8 | 80 | 115 | 62 | 198 | <i>Industrial crops</i> |
| 5773 | 4883 | 2126 | 2875 | 1134 | <i>Vegetable crops</i> |
| 6384 | 864 | 1954 | 1928 | 3664 | <i>Fodder crops</i> |

odabranih usjeva

selected crops

| | | | | | |
|------|------|------|------|------|--|
| 1739 | 394 | 465 | 130 | 2747 | <i>Wheat</i> |
| 398 | 89 | 2 | 54 | 447 | <i>Rye</i> |
| 1261 | 292 | 380 | 175 | 3732 | <i>Barley</i> |
| 439 | 47 | 1 | 112 | 207 | <i>Oats</i> |
| 1111 | 134 | 489 | 252 | 55 | <i>Maize - grain</i> |
| 1 | - | - | - | 198 | <i>Soya</i> |
| - | 27 | 115 | - | - | <i>Tobacco</i> |
| 3323 | 2207 | 1032 | 1209 | 802 | <i>Potato</i> |
| 98 | 66 | 32 | 101 | 65 | <i>Carrot</i> |
| 385 | 383 | 165 | 321 | 40 | <i>Onion</i> |
| 88 | 120 | 44 | 57 | 30 | <i>Garlic</i> |
| 649 | 125 | 44 | 172 | 41 | <i>Bean</i> |
| 68 | 69 | 14 | 36 | 6 | <i>Pea</i> |
| 619 | 244 | 222 | 230 | 103 | <i>Cabbage and kale</i> |
| 81 | 379 | 177 | 121 | 6 | <i>Tomato</i> |
| 54 | 244 | 54 | 57 | 3 | <i>Green peper</i> |
| 85 | 111 | 58 | 67 | 3 | <i>Cucumber</i> |
| - | 123 | 77 | - | - | <i>Melon and watermelon</i> |
| 1819 | 346 | 520 | 246 | 331 | <i>Clover</i> |
| 1660 | 286 | 855 | 317 | 131 | <i>Lucerne</i> |
| 2 | 13 | - | - | 5 | <i>Vetch</i> |
| 748 | 76 | 80 | 360 | 760 | <i>Maize, green mass</i> |
| 208 | 50 | 39 | 179 | 71 | <i>Forage beet</i> |
| 89 | 4 | 370 | 1 | - | <i>Mixture of leg.grass.and cereal</i> |
| 1738 | 59 | 75 | 810 | 2346 | <i>Mixture of grasses and clovers</i> |

ZASIJANE POVRŠINE ODABRANIH USJEVA PO KANTONIMA I OPĆINAMA U 2011/2012.
SOWN AREA WITH SELECTED CROPS BY CANTONS AND MUNICIPALITIES IN 2011/2012.

| | Pšenica <i>Wheat</i> | Raž <i>Rye</i> | Ječam <i>Barley</i> | Zob <i>Oats</i> | Kukuruz <i>Maize</i> | Krompir <i>Potato</i> | Luk crni <i>Onion</i> | Grah <i>Bean</i> | ha |
|----------------------------|--------------------------------|--------------------------|-------------------------------|---------------------------|--------------------------------|---------------------------------|---------------------------------|----------------------------|-----------|
| UNSKO-SANSKI | 5986 | 569 | 1159 | 1395 | 13185 | 3337 | 317 | 2530 | |
| Bihać | 271 | 118 | 105 | 25 | 125 | 114 | 18 | 12 | |
| Bosanska Krupa | 1300 | 150 | 200 | 100 | 700 | 400 | 20 | 400 | |
| Bosanski Petrovac | 18 | 62 | 36 | 120 | 60 | 130 | 10 | 14 | |
| Bužim | 120 | 2 | 5 | 2 | 400 | 83 | 20 | 65 | |
| Cazin | 3000 | 50 | 440 | 800 | 3650 | 950 | 100 | 850 | |
| Ključ | 60 | 7 | 30 | 51 | 600 | 200 | 10 | 120 | |
| Sanski Most | 347 | 180 | 290 | 267 | 3100 | 960 | 114 | 369 | |
| Velika Kladuša | 870 | - | 53 | 30 | 4550 | 500 | 25 | 700 | |
| KANTON POSAVSKI | 2577 | - | 756 | 8 | 6410 | 318 | 68 | 95 | |
| Domaljevac-Šamac | 295 | - | 55 | - | 700 | 26 | 5 | 10 | |
| Odžak | 1000 | - | 190 | 8 | 2550 | 135 | 35 | 40 | |
| Orašje | 1282 | - | 511 | - | 3160 | 157 | 28 | 45 | |
| TUZLANSKI | 3296 | 283 | 497 | 575 | 22311 | 7150 | 655 | 650 | |
| Banovići | 226 | 10 | 15 | 34 | 385 | 305 | 11 | 60 | |
| Čelić | 152 | 20 | 70 | 60 | 500 | 80 | 40 | 40 | |
| Doboj Istok | 120 | - | 20 | - | 280 | 180 | 10 | - | |
| Gračanica | 370 | 15 | 15 | 15 | 2950 | 905 | 90 | - | |
| Gradačac | 1040 | - | 20 | 75 | 4880 | 670 | 173 | 180 | |
| Kalesija | 210 | - | 100 | 65 | 3054 | 770 | 55 | 75 | |
| Kladanj | 26 | 1 | 1 | 6 | 340 | 360 | 17 | 12 | |
| Lukavac | 755 | 200 | 187 | 185 | 4200 | 840 | 43 | 60 | |
| Sapna | 30 | - | 4 | 4 | 190 | 180 | 4 | 2 | |
| Srebrenik | 87 | 8 | 30 | 78 | 2252 | 390 | 95 | 56 | |
| Teočak | 35 | 10 | 10 | 20 | 620 | 70 | 12 | 10 | |
| Tuzla | 85 | 4 | 5 | 3 | 860 | 500 | 20 | 15 | |
| Živinice | 160 | 15 | 20 | 30 | 1800 | 1900 | 85 | 140 | |
| ZENIČKO-DOBOJSKI | 1644 | 56 | 654 | 308 | 4846 | 2163 | 902 | 412 | |
| Breza | 75 | - | 30 | 15 | 20 | 190 | 32 | 20 | |
| Doboj Jug | 22 | - | 3 | 4 | 56 | 28 | 4 | 4 | |
| Kakanj | 114 | 2 | 42 | 7 | 137 | 190 | 40 | 52 | |
| Maglaj | 51 | 5 | 19 | - | 142 | 159 | 21 | 11 | |
| Olovo | 12 | 2 | 6 | 4 | 20 | 70 | 6 | 15 | |
| Tešanj | 300 | - | 45 | 30 | 1600 | 300 | 40 | 30 | |
| Usora | 460 | 25 | 370 | 200 | 1700 | 60 | 2 | 5 | |
| Vareš | 10 | 2 | 6 | 6 | 1 | 60 | 3 | 3 | |
| Visoko | 280 | 4 | 25 | 7 | 250 | 486 | 30 | 190 | |
| Zavidovići | 80 | 3 | 8 | 8 | 300 | 120 | 12 | 40 | |
| Zenica | 210 | 12 | 50 | 25 | 170 | 420 | 710 | 30 | |
| Žepče | 30 | 1 | 50 | 2 | 450 | 80 | 2 | 12 | |
| BOSANSKO-PODRINJSKI | 81 | 3 | 20 | 4 | 43 | 356 | 24 | 33 | |
| Foča | 18 | - | 1 | - | 3 | 53 | 5 | 7 | |
| Goražde | 47 | 3 | 14 | 2 | 40 | 290 | 13 | 21 | |
| Pale | 16 | - | 5 | 2 | - | 13 | 6 | 5 | |

nastavak
continued

| | Pšenica <i>Wheat</i> | Raž <i>Rye</i> | Ječam <i>Barley</i> | Zob <i>Oats</i> | Kukuruz <i>Maize</i> | Krompir <i>Potato</i> | Luk crni <i>Onion</i> | Grah <i>Bean</i> | ha |
|---|-------------------------|-------------------|------------------------|--------------------|-------------------------|--------------------------|--------------------------|---------------------|----|
| SREDNJOBOSANSKI | 1739 | 398 | 1261 | 439 | 1111 | 3323 | 385 | 649 | |
| Bugojno | 182 | 120 | 260 | 70 | 40 | 354 | 80 | 60 | |
| Busovača | 155 | 26 | 30 | 70 | 320 | 200 | 16 | 100 | |
| Dobretići | 6 | - | 1 | 1 | 1 | 11 | 0 | 1 | |
| Donji Vakuf | 44 | 5 | 20 | 8 | 16 | 30 | 10 | 30 | |
| Fojnica | 122 | 38 | 40 | 22 | 34 | 510 | 66 | 70 | |
| Gornji Vakuf-Uskoplje | 235 | 30 | 180 | 35 | 10 | 750 | 15 | 10 | |
| Jajce | 52 | - | 62 | 18 | 190 | 460 | 45 | 211 | |
| Kiseljak | 105 | 90 | 45 | 30 | 75 | 160 | 65 | 40 | |
| Kreševo | 17 | 10 | 30 | 10 | 10 | 180 | 26 | 30 | |
| Novi Travnik | 140 | 60 | 175 | 30 | 30 | 150 | 7 | 12 | |
| Travnik | 371 | 14 | 213 | 10 | 30 | 217 | 30 | 30 | |
| Vitez | 310 | 5 | 205 | 135 | 355 | 302 | 25 | 55 | |
| HERCEGOVAČKO- NERETVANSKI | 394 | 89 | 292 | 47 | 134 | 2207 | 383 | 125 | |
| Čapljina | 42 | 64 | 5 | - | 5 | 200 | 7 | - | |
| Čitluk | 85 | - | 42 | 5 | 20 | 420 | 33 | 2 | |
| Grad Mostar | 47 | 12 | 9 | 2 | 7 | 762 | 112 | 92 | |
| Jablanica | - | - | 20 | 8 | 30 | 115 | 30 | 5 | |
| Konjic | 10 | 2 | 70 | 14 | 23 | 225 | 155 | 10 | |
| Neum | 75 | 10 | 71 | - | 9 | 65 | 10 | 4 | |
| Prozor-Rama | 10 | 1 | 10 | 1 | 30 | 200 | 25 | 10 | |
| Ravno | 30 | - | 20 | 10 | - | 30 | 4 | - | |
| Stolac | 95 | - | 45 | 7 | 10 | 190 | 7 | 2 | |
| ZAPADNO- HERCEGOVAČKI | 465 | 2 | 380 | 1 | 489 | 1032 | 165 | 44 | |
| Grude | 115 | - | 124 | - | 180 | 390 | 20 | 15 | |
| Ljubuški | 190 | - | 160 | - | 150 | 300 | 125 | 15 | |
| Posušje | 160 | 2 | 96 | 1 | 159 | 342 | 20 | 14 | |
| Široki Brijeg ¹⁾ | - | - | - | - | - | - | - | - | |
| <i>1) Bez podataka za općinu Široki Brijeg/ Without data for the municipality Široki Brijeg</i> | | | | | | | | | |
| KANTON SARAJEVO | 130 | 54 | 175 | 112 | 252 | 1209 | 321 | 172 | |
| Centar | - | - | - | 1 | 1 | 26 | 1 | - | |
| Hadžići | 49 | 27 | 26 | 20 | 6 | 360 | 23 | 40 | |
| Ilidža | 14 | - | 18 | 9 | 75 | 236 | 102 | 48 | |
| Ilijaš | 35 | 20 | 100 | 70 | 135 | 185 | 19 | 45 | |
| Novi Grad | 13 | - | 4 | 2 | 23 | 137 | 115 | 11 | |
| Novo Sarajevo | - | - | - | - | 1 | 12 | 7 | 3 | |
| Stari Grad | - | - | - | - | - | 35 | 18 | 10 | |
| Trnovo | 6 | 1 | 21 | 2 | - | 38 | 17 | 15 | |
| Vogošća | 13 | 6 | 6 | 8 | 11 | 180 | 19 | - | |
| KANTON 10 | 2747 | 447 | 3732 | 207 | 55 | 802 | 40 | 41 | |
| Bosansko Grahovo | 345 | 7 | 194 | 63 | - | 30 | 1 | 1 | |
| Drvar | 9 | 1 | 18 | 3 | 45 | 52 | 5 | 20 | |
| Glamoč | 1200 | 120 | 750 | 35 | - | 302 | 13 | 4 | |
| Kupres | 3 | 14 | 150 | 46 | - | 18 | 1 | - | |
| Livno | 640 | 105 | 2120 | 40 | 10 | 230 | 15 | 14 | |
| Tomislavgrad | 550 | 200 | 500 | 20 | - | 170 | 5 | 2 | |

nastavak
continued

| | Kupus | Paradajz | Paprika, zelena | Djetelina | Lucerka | Kukuruz, zeleni | Stočna repa | Trav.djet. smjese | ha |
|----------------------------|----------------|---------------|------------------------|---------------|----------------|-------------------------|------------------------|---------------------------------|----|
| | <i>Cabbage</i> | <i>Tomato</i> | <i>Green paper</i> | <i>Clover</i> | <i>Lucerne</i> | <i>Maize, green</i> | <i>Forage beet</i> | <i>Grass.clov. mixtures</i> | |
| UNSKO-SANSKI | 257 | 177 | 195 | 1826 | 1554 | 5822 | - | 2553 | |
| Bihać | 23 | 9 | 11 | 60 | 37 | 190 | - | 44 | |
| Bosanska Krupa | 30 | 25 | 25 | 500 | 600 | 1570 | - | 540 | |
| Bosanski Petrovac | - | - | - | 8 | - | 60 | - | - | |
| Bužim | 5 | 10 | 9 | 700 | 500 | 230 | - | 1100 | |
| Cazin | 8 | 5 | 5 | 240 | 20 | 1200 | - | 450 | |
| Ključ | 6 | 10 | 10 | 44 | 110 | 900 | - | 80 | |
| Sanski Most | 125 | 112 | 125 | 174 | 137 | 1372 | - | 139 | |
| Velika Kladuša | 60 | 6 | 10 | 100 | 150 | 300 | - | 200 | |
| KANTON POSAVSKI | 153 | 115 | 84 | 336 | 375 | 1050 | 6 | 275 | |
| Domaljevac-Šamac | 10 | 10 | 10 | 50 | 10 | - | - | 0 | |
| Odžak | 105 | 60 | 36 | 230 | 210 | 1050 | 4 | 270 | |
| Orašje | 38 | 45 | 38 | 56 | 155 | - | 2 | 5 | |
| TUZLANSKI | 1060 | 583 | 563 | 2259 | 2244 | 9763 | 78 | 3457 | |
| Banovići | 5 | 19 | 13 | 12 | 9 | 50 | - | 7 | |
| Čelić | 12 | 15 | 12 | 275 | 270 | 200 | - | 135 | |
| Doboj Istok | 2 | 2 | 1 | 252 | 181 | 60 | - | 440 | |
| Gračanica | 42 | 37 | 30 | 580 | 520 | 815 | 68 | 485 | |
| Gradačac | 750 | 95 | 95 | 45 | 27 | 3200 | 4 | 320 | |
| Kalesija | - | 55 | 65 | 90 | 315 | 1750 | - | 1000 | |
| Kladanj | 1 | 1 | 1 | 7 | - | - | - | - | |
| Lukavac | 110 | 100 | 120 | 60 | 80 | 1200 | - | 70 | |
| Sapna | 1 | 4 | 3 | 150 | 137 | 100 | - | 134 | |
| Srebrenik | 87 | 70 | 61 | 248 | 325 | 128 | 6 | 284 | |
| Teočak | - | 5 | 2 | 160 | 170 | - | - | 78 | |
| Tuzla | 10 | 20 | 20 | 100 | 30 | 350 | - | 204 | |
| Živinice | 40 | 160 | 140 | 280 | 180 | 1910 | - | 300 | |
| ZENIČKO-DOBOJSKI | 247 | 154 | 138 | 3508 | 2991 | 574 | 223 | 5211 | |
| Breza | 10 | 10 | 5 | 285 | 350 | 80 | 70 | 327 | |
| Doboj Jug | 2 | 5 | 5 | 94 | 98 | 40 | - | 98 | |
| Kakanj | 10 | 20 | 20 | 295 | 312 | 50 | 15 | 250 | |
| Maglaj | 9 | 6 | 5 | 90 | 62 | 51 | 5 | 157 | |
| Olovo | 3 | 4 | 4 | 3 | 2 | - | 2 | 2 | |
| Tešanj | 45 | 25 | 20 | 1300 | 1100 | 60 | 70 | 600 | |
| Usora | 3 | 3 | 4 | 40 | 40 | 5 | - | 30 | |
| Vareš | 4 | 1 | 0 | 10 | 2 | - | 1 | 60 | |
| Visoko | 122 | 22 | 36 | 800 | 760 | 240 | 26 | 1857 | |
| Zavidovići | 7 | 12 | 10 | 200 | 70 | 20 | 4 | 1400 | |
| Zenica | 30 | 40 | 25 | 25 | 25 | 25 | 30 | 30 | |
| Žepče | 2 | 6 | 4 | 366 | 170 | 3 | - | 400 | |
| BOSANSKO-PODRINJSKI | 46 | 25 | 31 | 93 | 937 | 23 | 12 | 65 | |
| Foča | 2 | 4 | 8 | 30 | 35 | 3 | 5 | 35 | |
| Goražde | 38 | 20 | 22 | 53 | 892 | 20 | 5 | 20 | |
| Pale | 6 | 1 | 1 | 10 | 10 | - | 2 | 10 | |

nastavak
continued

| | ha | | | | | | | |
|--|----------------|---------------|------------------------|---------------|----------------|-------------------------|------------------------|---------------------------------|
| | Kupus | Paradajz | Paprika, zelena | Djetelina | Lucerka | Kukuruz, zeleni | Stočna repa | Travn.djet. smjese |
| | <i>Cabbage</i> | <i>Tomato</i> | <i>Green paper</i> | <i>Clover</i> | <i>Lucerne</i> | <i>Maize, green</i> | <i>Forage beet</i> | <i>Grass.clov. mixtures</i> |
| SREDNJOBOSANSKI | 619 | 81 | 54 | 1819 | 1660 | 748 | 208 | 1738 |
| Bugojno | 160 | 10 | 2 | 391 | 575 | 150 | 30 | 130 |
| Busovača | 15 | 12 | 12 | 90 | 5 | 15 | 12 | 50 |
| Dobretići | 0 | - | - | 0,5 | - | 1 | - | - |
| Donji Vakuf | 35 | 2 | 2 | 20 | 15 | 75 | 10 | 30 |
| Fojnica | 6 | 5 | 4 | 94 | 45 | 16 | 16 | 58 |
| Gornji Vakuf | 150 | 2 | 2 | 700 | 565 | 60 | 5 | 930 |
| Jajce | 70 | 12 | 5 | 38 | 20 | 60 | 18 | 5 |
| Kiseljak | 60 | 6 | 6 | 65 | 45 | 50 | 50 | 100 |
| Kreševo | 50 | 8 | 4 | 150 | 60 | 10 | 60 | 20 |
| Novi Travnik | 4 | 4 | 3 | 100 | 70 | 50 | 2 | 20 |
| Travnik | 60 | 7 | 6 | 80 | 70 | 134 | 5 | 65 |
| Vitez | 9 | 13 | 8 | 90 | 190 | 127 | - | 330 |
| HERCEGOVAČKO- NERETVANSKI | 244 | 379 | 244 | 346 | 286 | 76 | 50 | 59 |
| Čapljina | 100 | 100 | 80 | - | - | - | - | - |
| Čitluk | 15 | 22 | 11 | 130 | 140 | 15 | 5 | 10 |
| Grad Mostar | 52 | 92 | 77 | 60 | 25 | 40 | 8 | 22 |
| Jablanica | 30 | 25 | 10 | 35 | 30 | - | 10 | 10 |
| Konjic | 10 | 91 | 29 | 26 | 31 | 5 | 9 | 10 |
| Neum | 6 | 7 | 5 | 15 | 10 | 12 | 10 | - |
| Prozor-Rama | 20 | 30 | 20 | 60 | 30 | - | 8 | 7 |
| Ravno | - | 3 | 3 | 20 | 20 | - | - | - |
| Stolac | 11 | 9 | 9 | - | - | 4 | - | - |
| ZAPADNO- HERCEGOVAČKI | 222 | 177 | 54 | 520 | 855 | 80 | 39 | 75 |
| Grude | 22 | 19 | 17 | 160 | 130 | 35 | 12 | 20 |
| Ljubuški | 70 | 155 | 35 | 130 | 605 | 45 | 12 | 25 |
| Posušje | 130 | 3 | 2 | 230 | 120 | - | 15 | 30 |
| Široki Brijeg ¹⁾ | - | - | - | - | - | - | - | - |
| 1) Bez podataka za općinu Široki Brijeg/ Without data for the municipality Široki Brijeg | | | | | | | | |
| KANTON SARAJEVO | 230 | 121 | 57 | 246 | 317 | 360 | 179 | 810 |
| Centar | 3 | 3 | 1 | 2 | 2 | - | - | 1 |
| Hadžići | 16 | 7 | 6 | 6,2 | 4 | 21 | 12 | 4 |
| Iliđža | 92 | 35 | 20 | 129 | 240 | 311 | 131 | 222 |
| Ilijaš | 22 | 15 | 15 | 37 | 35 | 28 | 22 | 25 |
| Novi Grad | 70 | 37 | 10 | 26 | 22 | - | - | 56 |
| Novo Sarajevo | 5 | 7 | 2 | - | - | - | - | 2 |
| Stari Grad | 13 | 4 | - | - | - | - | - | - |
| Trnovo | - | - | - | 40 | 12 | - | 10 | 500 |
| Vogošća | 9 | 13 | 3 | 6 | 2 | - | 4 | - |
| KANTON 10 | 103 | 6 | 3 | 331 | 131 | 760 | 71 | 2346 |
| Bosansko Grahovo | 0 | - | - | - | 1 | - | - | - |
| Drvar | 4 | 2 | 1 | 13 | - | - | 1 | 7 |
| Glamoč | 4 | - | - | 38 | - | 220 | 14 | 20 |
| Kupres | 2 | - | - | - | - | - | - | 89 |
| Livno | 33 | 3 | 1 | 70 | 130 | 40 | 6 | 1910 |
| Tomislavgrad | 60 | 1 | 1 | 210 | - | 500 | 50 | 320 |

PROIZVODNJA RANIH USJEVA U 2012. GODINI

PRODUCTION OF EARLY CROPS IN 2012.

| | Pšenica <i>Wheat</i> | Raž <i>Rye</i> | Ječam <i>Barley</i> | Zob <i>Oats</i> |
|--|--------------------------------|--------------------------|-------------------------------|---------------------------|
|--|--------------------------------|--------------------------|-------------------------------|---------------------------|

Požnjevena površina, ha

Harvested area, ha

| | | | | |
|---------------------------------------|--------------|-------------|-------------|-------------|
| Federacija Bosne i Hercegovine | 18866 | 1893 | 8591 | 3048 |
| Unsko-sanski | 5986 | 569 | 1139 | 1370 |
| Kanton Posavski | 2541 | - | 721 | 8 |
| Tuzlanski | 3256 | 283 | 477 | 560 |
| Zeničko-dobojski | 1633 | 55 | 646 | 299 |
| Bosansko-podrinjski | 80 | 2 | 19 | 4 |
| Srednjobosanski | 1724 | 398 | 1066 | 439 |
| Hercegovačko neretvanski | 384 | 89 | 238 | 52 |
| Zapadno hercegovački | 465 | 2 | 380 | 1 |
| Kanton Sarajevo | 127 | 51 | 174 | 110 |
| Kanton 10 | 2671 | 445 | 3732 | 207 |

Ukupna proizvodnja, tona

Total production, tons

| | | | | |
|---------------------------------------|--------------|-------------|--------------|-------------|
| Federacija Bosne i Hercegovine | 68854 | 6089 | 23408 | 7868 |
| Unsko-sanski | 22993 | 1934 | 4188 | 3214 |
| Kanton Posavski | 10328 | - | 2529 | 25 |
| Tuzlanski | 11921 | 1029 | 1834 | 1712 |
| Zeničko-dobojski | 6706 | 176 | 2336 | 1141 |
| Bosansko-podrinjski | 270 | 5 | 46 | 7 |
| Srednjobosanski | 5151 | 1186 | 2879 | 1151 |
| Hercegovačko neretvanski | 1137 | 211 | 519 | 87 |
| Zapadno hercegovački | 1069 | 3 | 828 | 2 |
| Kanton Sarajevo | 356 | 112 | 309 | 184 |
| Kanton 10 | 8925 | 1433 | 7942 | 345 |

Prosječan prinos, t/ha

Yield t/ha

| | | | | |
|---------------------------------------|------------|------------|------------|------------|
| Federacija Bosne i Hercegovine | 3,6 | 3,2 | 2,7 | 2,6 |
| Unsko-sanski | 3,8 | 3,4 | 3,7 | 2,3 |
| Kanton Posavski | 4,1 | - | 3,5 | 3,1 |
| Tuzlanski | 3,7 | 3,6 | 3,8 | 3,1 |
| Zeničko-dobojski | 4,1 | 3,2 | 3,6 | 3,8 |
| Bosansko-podrinjski | 3,4 | 2,7 | 2,4 | 1,8 |
| Srednjobosanski | 3,0 | 3,0 | 2,7 | 2,6 |
| Hercegovačko neretvanski | 3,0 | 2,4 | 2,2 | 1,7 |
| Zapadno hercegovački | 2,3 | 1,4 | 2,2 | 1,8 |
| Kanton Sarajevo | 3,6 | 3,2 | 2,7 | 2,6 |
| Kanton 10 | 3,3 | 3,2 | 2,1 | 1,7 |

PROIZVODNJA RANOG VOĆA U 2012. GODINI
PRODUCTION OF EARLY FRUIT IN 2012.

| | Trešnje <i>Cherry</i> | Višnje <i>Sour cherry</i> | Kajsije <i>Apricot</i> |
|--|---------------------------------|-------------------------------------|----------------------------------|
|--|---------------------------------|-------------------------------------|----------------------------------|

Broj stabala sposobnih za rod

Number of bearing trees

| | | | |
|---------------------------------------|---------------|---------------|--------------|
| Federacija Bosne i Hercegovine | 443434 | 195291 | 75662 |
| Unsko-sanski | 33436 | 7324 | 2039 |
| Kanton Posavski | 1940 | 3030 | 1260 |
| Tuzlanski | 122133 | 49897 | 40692 |
| Zeničko-dobojski | 62520 | 44020 | 3110 |
| Bosansko-podrinjski | 31900 | 9000 | 100 |
| Srednjobosanski | 15253 | 9770 | 10 |
| Hercegovačko neretvanski | 115477 | 24000 | 22621 |
| Zapadno hercegovački | 14760 | 5970 | 3500 |
| Kanton Sarajevo | 44290 | 40875 | 2330 |
| Kanton 10 | 1725 | 1405 | - |

Ukupna proizvodnja, tona

Total production, tons

| | | | |
|---------------------------------------|-------------|-------------|------------|
| Federacija Bosne i Hercegovine | 4282 | 1394 | 773 |
| Unsko-sanski | 163 | 81 | 3 |
| Kanton Posavski | 38 | 49 | 17 |
| Tuzlanski | 1218 | 374 | 163 |
| Zeničko-dobojski | 400 | 252 | 21 |
| Bosansko-podrinjski | 254 | 41 | 1 |
| Srednjobosanski | 169 | 63 | - |
| Hercegovačko neretvanski | 1473 | 227 | 522 |
| Zapadno hercegovački | 150 | 39 | 41 |
| Kanton Sarajevo | 407 | 261 | 8 |
| Kanton 10 | 10 | 7 | - |

Prosječan prinos, kg/stablu

Yield kg/tree

| | | | |
|---------------------------------------|------------|------------|-------------|
| Federacija Bosne i Hercegovine | 9,7 | 7,1 | 10,2 |
| Unsko-sanski | 4,9 | 11,1 | 1,6 |
| Kanton Posavski | 19,8 | 16,3 | 13,1 |
| Tuzlanski | 10,0 | 7,5 | 4,0 |
| Zeničko-dobojski | 6,4 | 5,7 | 6,6 |
| Bosansko-podrinjski | 7,9 | 4,6 | 5,0 |
| Srednjobosanski | 11,1 | 6,4 | - |
| Hercegovačko neretvanski | 13,5 | 12,2 | 26,0 |
| Zapadno hercegovački | 10,2 | 6,5 | 11,6 |
| Kanton Sarajevo | 9,2 | 6,4 | 3,3 |
| Kanton 10 | 5,9 | 4,6 | - |

PROIZVODNJA KASNIH USJEVA U 2012. GODINI

PRODUCTION OF LATE CROPS IN 2012.

| | Kukuruz | Krompir | Grah | Luk crni | Kupus | Paradajz |
|--|--------------------|---------------|-------------|--------------|----------------|---------------|
| | <i>Maize-grain</i> | <i>Potato</i> | <i>Bean</i> | <i>Onion</i> | <i>Cabbage</i> | <i>Tomato</i> |

Požnjevena površina, ha

Harvested area, ha

| | | | | | | |
|---------------------------------------|--------------|--------------|-------------|-------------|-------------|-------------|
| Federacija Bosne i Hercegovine | 48556 | 21833 | 4692 | 3253 | 3126 | 1783 |
| Unsko-sanski | 13185 | 3337 | 2330 | 317 | 252 | 171 |
| Kanton Posavski | 6380 | 318 | 94 | 68 | 153 | 115 |
| Tuzlanski | 22102 | 7150 | 635 | 655 | 1059 | 583 |
| Zeničko-dobojski | 4836 | 2163 | 440 | 902 | 245 | 132 |
| Bosansko-podrinjski | 43 | 356 | 39 | 24 | 8 | 25 |
| Srednjobosanski | 1091 | 3308 | 641 | 379 | 614 | 79 |
| Hercegovačko-neretvanski | 129 | 2207 | 217 | 383 | 244 | 379 |
| Zapadno hercegovački | 489 | 1032 | 62 | 165 | 222 | 177 |
| Kanton Sarajevo | 250 | 1164 | 196 | 320 | 226 | 117 |
| Kanton 10 | 52 | 798 | 39 | 40 | 103 | 6 |

Ukupna proizvodnja, tona

Total production, tons

| | | | | | | |
|---------------------------------------|---------------|---------------|-------------|--------------|--------------|--------------|
| Federacija Bosne i Hercegovine | 140079 | 176307 | 4268 | 22518 | 30164 | 20237 |
| Unsko-sanski | 51003 | 34992 | 1951 | 1731 | 3381 | 2427 |
| Kanton Posavski | 16290 | 2267 | 111 | 505 | 1615 | 1400 |
| Tuzlanski | 57675 | 50663 | 398 | 2819 | 3380 | 2526 |
| Zeničko-dobojski | 11759 | 13849 | 368 | 8068 | 3633 | 954 |
| Bosansko-podrinjski | 35 | 4945 | 43 | 176 | 86 | 196 |
| Srednjobosanski | 1470 | 21443 | 735 | 2045 | 6623 | 335 |
| Hercegovačko-neretvanski | 258 | 22004 | 181 | 4412 | 6507 | 9615 |
| Zapadno hercegovački | 991 | 7463 | 71 | 1133 | 1692 | 2096 |
| Kanton Sarajevo | 475 | 7494 | 370 | 1401 | 1589 | 649 |
| Kanton 10 | 124 | 11188 | 41 | 228 | 1660 | 38 |

Prosječan prinos, t/ha

Yield t/ha

| | | | | | | |
|---------------------------------------|------------|------------|------------|------------|------------|-------------|
| Federacija Bosne i Hercegovine | 2,9 | 8,1 | 0,9 | 6,9 | 9,7 | 11,3 |
| Unsko-sanski | 3,9 | 10,5 | 0,8 | 5,5 | 13,4 | 14,2 |
| Kanton Posavski | 2,6 | 7,1 | 1,2 | 7,4 | 10,6 | 12,2 |
| Tuzlanski | 2,6 | 7,1 | 0,6 | 4,3 | 3,2 | 4,3 |
| Zeničko-dobojski | 2,4 | 6,4 | 0,9 | 8,9 | 14,8 | 7,3 |
| Bosansko-podrinjski | 0,8 | 13,9 | 1,3 | 7,3 | 10,8 | 7,8 |
| Srednjobosanski | 1,3 | 6,4 | 1,2 | 5,4 | 10,8 | 4,2 |
| Hercegovačko-neretvanski | 2,0 | 10,0 | 1,5 | 11,5 | 26,7 | 25,4 |
| Zapadno hercegovački | 2,0 | 7,2 | 1,6 | 6,9 | 7,6 | 11,8 |
| Kanton Sarajevo | 1,9 | 6,4 | 2,2 | 4,4 | 7,0 | 5,6 |
| Kanton 10 | 2,4 | 14,0 | 1,0 | 5,8 | 16,2 | 6,3 |

continued

| | Paprika <i>Green paper</i> | Djetelina <i>Clover</i> | Lucerka <i>Lucerne</i> | Kukuruz, zeleni <i>Maize, green</i> | Stočna repa <i>Forage beet</i> | Travno djet.smjese <i>Grass.clov. mixtures</i> |
|--|--|-----------------------------------|----------------------------------|---|--|--|
|--|--|-----------------------------------|----------------------------------|---|--|--|

Požnjevena površina, hektara

Harvested area, ha

| | | | | | | |
|---------------------------------------|-------------|--------------|--------------|--------------|------------|--------------|
| Federacija Bosne i Hercegovine | 1422 | 11202 | 11298 | 19135 | 722 | 16356 |
| Unsko-sanski | 195 | 1826 | 1554 | 5822 | 0 | 2553 |
| Kanton Posavski | 84 | 336 | 375 | 1050 | 6 | 225 |
| Tuzlanski | 563 | 2249 | 2244 | 9763 | 78 | 3437 |
| Zeničko-dobojski | 138 | 3508 | 2991 | 574 | 153 | 5211 |
| Bosansko-podrinjski | 31 | 93 | 937 | 23 | 12 | 65 |
| Srednjobosanski | 53 | 1753 | 1615 | 632 | 135 | 1597 |
| Hercegovačko-neretvanski | 244 | 346 | 286 | 75 | 49,5 | 49 |
| Zapadno hercegovački | 54 | 520 | 855 | 80 | 39 | 75 |
| Kanton Sarajevo | 57 | 240,2 | 310 | 356 | 178 | 809 |
| Kanton 10 | 3 | 331 | 131 | 760 | 71 | 2336 |

Ukupna proizvodnja, tona

Total production, tons

| | | | | | | |
|---------------------------------------|--------------|--------------|--------------|---------------|-------------|--------------|
| Federacija Bosne i Hercegovine | 11771 | 33171 | 36459 | 287456 | 6327 | 44169 |
| Unsko-sanski | 2569 | 4902 | 4513 | 118411 | 0 | 6541 |
| Kanton Posavski | 456 | 502,6 | 480 | 15750 | 100 | 267 |
| Tuzlanski | 1336 | 6144 | 5917 | 122443 | 438 | 5816 |
| Zeničko-dobojski | 748 | 11213 | 10767 | 6978 | 868 | 15717 |
| Bosansko-podrinjski | 212 | 337 | 4610 | 409 | 150 | 203 |
| Srednjobosanski | 225 | 6958 | 6465 | 6967 | 1412 | 6390 |
| Hercegovačko-neretvanski | 5590 | 541 | 526 | 379 | 599 | 94 |
| Zapadno hercegovački | 264 | 1006 | 1810 | 410 | 143 | 143 |
| Kanton Sarajevo | 348 | 579 | 952 | 5630 | 1655 | 1824 |
| Kanton 10 | 24 | 988 | 420 | 10080 | 963 | 7175 |

Prosječan prinos, t/ha

Yield t/ha

| | | | | | | |
|---------------------------------------|------------|------------|------------|-------------|------------|------------|
| Federacija Bosne i Hercegovine | 8,3 | 3,0 | 3,2 | 15,0 | 8,8 | 2,7 |
| Unsko-sanski | 13,2 | 2,7 | 2,9 | 20,3 | 0,0 | 2,6 |
| Kanton Posavski | 12,2 | 1,5 | 1,3 | 15,0 | 16,7 | 1,2 |
| Tuzlanski | 2,4 | 2,7 | 2,6 | 12,5 | 5,6 | 1,7 |
| Zeničko-dobojski | 5,4 | 3,2 | 3,6 | 12,2 | 5,7 | 3,0 |
| Bosansko-podrinjski | 6,8 | 3,6 | 4,9 | 17,8 | 12,5 | 3,1 |
| Srednjobosanski | 4,2 | 4,0 | 4,0 | 11,0 | 10,5 | 4,0 |
| Hercegovačko-neretvanski | 22,9 | 1,6 | 1,8 | 5,1 | 12,1 | 1,9 |
| Zapadno hercegovački | 4,9 | 1,9 | 2,1 | 5,1 | 3,7 | 1,9 |
| Kanton Sarajevo | 6,1 | 2,4 | 3,1 | 15,8 | 9,3 | 2,3 |
| Kanton 10 | 7,9 | 3,0 | 3,2 | 13,3 | 13,6 | 3,1 |

PROIZVODNJA KASNOG VOĆA U 2012. GODINI

PRODUCTION OF LATE FRUIT IN 2012.

| | Jabuke <i>Apple</i> | Kruške <i>Pear</i> | Šljive <i>Plum</i> | Breskve <i>Peach</i> | Orasi <i>Walnut</i> |
|--|-------------------------------|------------------------------|------------------------------|--------------------------------|-------------------------------|
|--|-------------------------------|------------------------------|------------------------------|--------------------------------|-------------------------------|

Broj stabala sposobnih za rod

Number of bearing trees

| | | | | | |
|---------------------------------------|----------------|----------------|----------------|---------------|---------------|
| Federacija Bosne i Hercegovine | 2721795 | 1147403 | 5562731 | 442807 | 361709 |
| Unsko-sanski | 153302 | 58848 | 966652 | 3180 | 76870 |
| Kanton Posavski | 16800 | 6230 | 101400 | 2570 | 4040 |
| Tuzlanski | 1201399 | 485920 | 2387070 | 43540 | 80790 |
| Zeničko-dobojski | 429157 | 168810 | 577045 | 5400 | 35150 |
| Bosansko-podrinjski | 127480 | 54600 | 261500 | 600 | 50400 |
| Srednjobosanski | 215850 | 103400 | 380500 | 30 | 29850 |
| Hercegovačko neretvanski | 323210 | 87215 | 501265 | 376800 | 32344 |
| Zapadno hercegovački | 16970 | 5770 | 19920 | 8350 | 7950 |
| Kanton Sarajevo | 218137 | 168920 | 288979 | 2320 | 20715 |
| Kanton 10 | 19490 | 7690 | 78400 | 17 | 23600 |

Ukupna proizvodnja, tona

Total production, tons

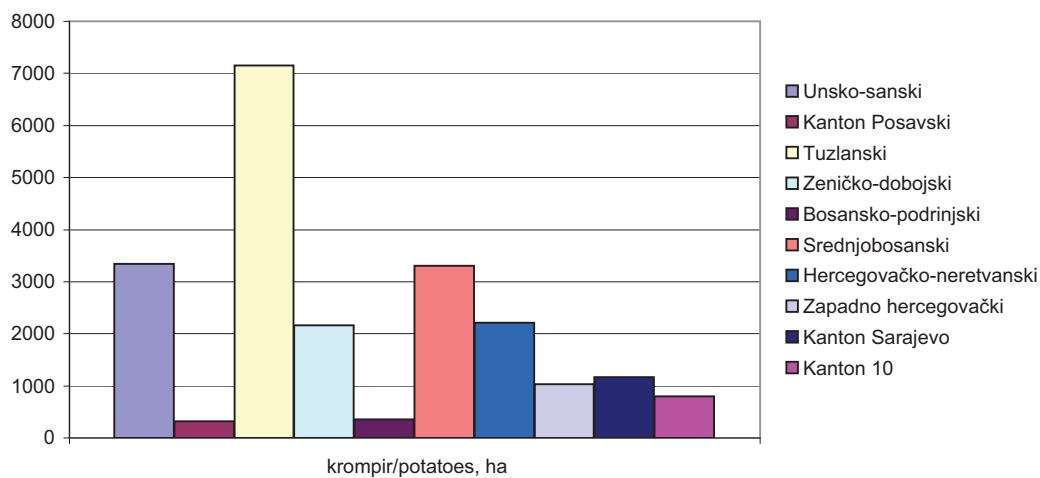
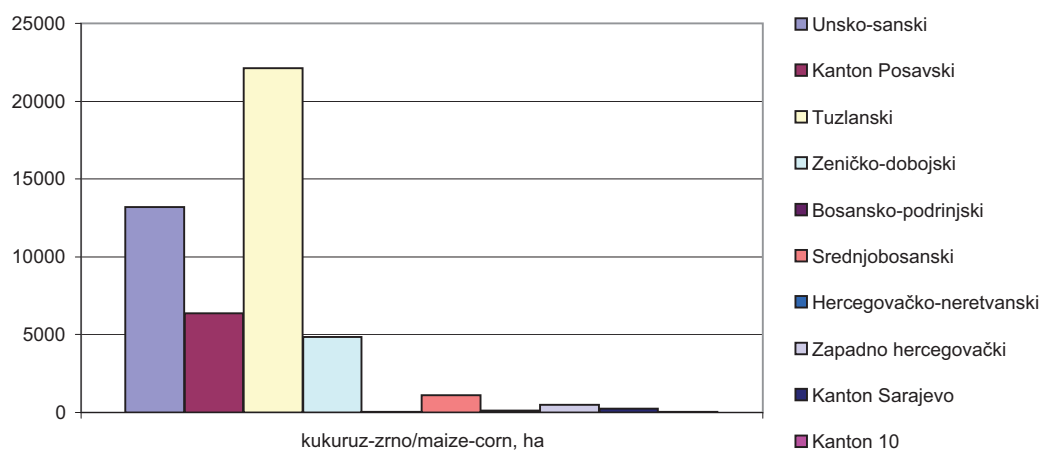
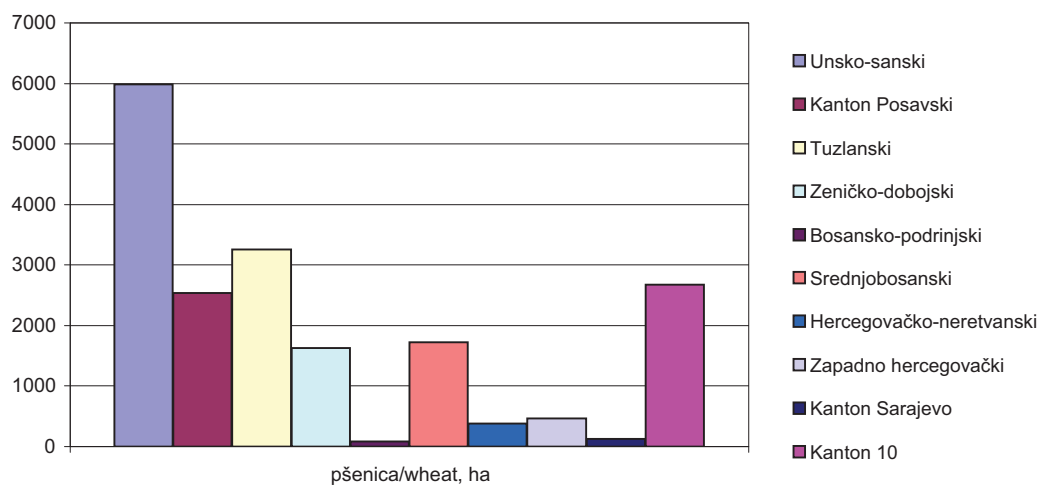
| | | | | | |
|---------------------------------------|--------------|-------------|--------------|-------------|-------------|
| Federacija Bosne i Hercegovine | 15751 | 5847 | 35312 | 7258 | 1348 |
| Unsko-sanski | 1652 | 306 | 5059 | 6 | 136 |
| Kanton Posavski | 95 | 22 | 484 | 7 | 24 |
| Tuzlanski | 3950 | 2066 | 20097 | 243 | 304 |
| Zeničko-dobojski | 3440 | 1149 | 3617 | 43 | 184 |
| Bosansko-podrinjski | 959 | 283 | 473 | 2 | 216 |
| Srednjobosanski | 1910 | 779 | 2907 | 0 | 233 |
| Hercegovačko neretvanski | 1653 | 189 | 1464 | 6822 | 57 |
| Zapadno hercegovački | 119 | 27 | 47 | 127 | 59 |
| Kanton Sarajevo | 1860 | 989 | 975 | 8 | 74 |
| Kanton 10 | 114 | 37 | 190 | 0 | 62 |

Prosječan prinos, kg po stablu

Yield kg/tree

| | | | | | |
|---------------------------------------|------------|------------|------------|-------------|------------|
| Federacija Bosne i Hercegovine | 5,8 | 5,1 | 6,3 | 16,4 | 3,7 |
| Unsko-sanski | 10,8 | 5,2 | 5,2 | 1,7 | 1,8 |
| Kanton Posavski | 5,6 | 3,5 | 4,8 | 2,9 | 5,8 |
| Tuzlanski | 3,3 | 4,3 | 8,4 | 5,6 | 3,8 |
| Zeničko-dobojski | 8,0 | 6,8 | 6,3 | 8,0 | 5,2 |
| Bosansko-podrinjski | 7,5 | 5,2 | 1,8 | 3,0 | 4,3 |
| Srednjobosanski | 8,8 | 7,5 | 7,6 | 1,3 | 7,8 |
| Hercegovačko neretvanski | 5,1 | 2,2 | 2,9 | 18,1 | 1,8 |
| Zapadno hercegovački | 7,0 | 4,7 | 2,3 | 15,1 | 7,4 |
| Kanton Sarajevo | 8,5 | 5,9 | 3,4 | 3,4 | 3,6 |
| Kanton 10 | 5,9 | 4,9 | 2,4 | 2,0 | 2,6 |

ZASIJANE POVRŠINE GLAVNIH RATARSKIH USJEVA PO KANTONIMA, 2012
SOWN AREA WITH MAIN CROPS BY CANTONS, 2012



PRINOSI USJEVA, VOĆA I GROŽĐA PO KANTONIMA I OPĆINAMA U 2012. GODINI
CROP, FRUIT AND GRAPES PRODUCTION BY CANTONS AND MUNICIPALITIES IN 2012.

| | Pšenica <i>Wheat</i> | | Raž <i>Rye</i> | | Ječam <i>Barley</i> | | Zob <i>Oats</i> | | Kukuruz-zrno <i>Maize - grain</i> | |
|---------------------------------|---|---|---|---|---|---|---|---|---|---|
| | ukupan prinos, t <i>total pro- duction, t</i> | prinos t/ha <i>yield t/ha</i> | ukupan prinos, t <i>total pro- duction, t</i> | prinos t/ha <i>yield t/ha</i> | ukupan prinos, t <i>total pro- duction, t</i> | prinos t/ha <i>yield t/ha</i> | ukupan prinos, t <i>total pro- duction, t</i> | prinos t/ha <i>yield t/ha</i> | ukupan prinos, t <i>total pro- duction, t</i> | prinos t/ha <i>yield t/ha</i> |
| UNSKO-SANSKI | 22993 | 3,8 | 1934 | 3,4 | 4188 | 3,7 | 3214 | 2,3 | 51003 | 3,9 |
| Bihać | 940 | 3,5 | 280 | 2,4 | 210 | 2,0 | 42 | 2,1 | 188 | 1,5 |
| Bosanska Krupa | 5460 | 4,2 | 600 | 4,0 | 720 | 3,6 | 350 | 3,5 | 2100 | 3,0 |
| Bosanski Petrovac | 36 | 2,0 | 46 | 0,7 | 40 | 2,5 | 150 | 1,5 | 90 | 1,5 |
| Bužim | 480 | 4,0 | 5 | 2,5 | 15 | 3,0 | 6 | 3,0 | 1600 | 4,0 |
| Cazin | 11400 | 3,8 | 190 | 3,8 | 1760 | 4,0 | 1600 | 2,0 | 5840 | 1,6 |
| Ključ | 210 | 3,5 | 21 | 3,0 | 105 | 3,5 | 163 | 3,2 | 1800 | 3,0 |
| Sanski Most | 1423 | 4,1 | 792 | 4,4 | 1073 | 3,7 | 828 | 3,1 | 18910 | 6,1 |
| Velika Kladuša | 3045 | 3,5 | - | - | 265 | 5,0 | 75 | 2,5 | 20475 | 4,5 |
| KANTON POSAVSKI | 10328 | 4,1 | - | - | 2529 | 3,5 | 25 | 3,1 | 16290 | 2,6 |
| Domaljevac-Šamac | 1040 | 4,0 | - | - | 200 | 4,0 | - | - | 2100 | 3,0 |
| Odžak | 4000 | 4,0 | - | - | 741 | 3,9 | 25 | 3,1 | 7560 | 3,0 |
| Orašje | 5288 | 4,1 | - | - | 1588 | 3,3 | - | - | 6630 | 2,1 |
| TUZLANSKI | 11921 | 3,7 | 1029 | 3,6 | 1834 | 3,8 | 1712 | 3,1 | 57675 | 2,6 |
| Banovići | 542 | 2,4 | 21 | 2,1 | 32 | 2,1 | 78 | 2,3 | 1240 | 4,0 |
| Čelić | 730 | 4,8 | 60 | 3,0 | 301 | 4,3 | 180 | 3,0 | 1500 | 3,0 |
| Doboj Istok | 480 | 4,0 | - | - | 80 | 4,0 | - | - | 1120 | 4,0 |
| Gračanica | 1961 | 5,3 | 66 | 4,4 | 72 | 4,8 | 60 | 4,0 | 5900 | 2,0 |
| Gradačac | 2800 | 2,8 | - | - | 26 | 2,6 | 169 | 2,6 | 13775 | 2,9 |
| Kalesija | 840 | 4,0 | - | - | 390 | 3,9 | 228 | 3,5 | 7320 | 2,4 |
| Kladanj | 78 | 3,0 | 3 | 2,5 | 3 | 2,5 | 17 | 3,0 | 952 | 2,8 |
| Lukavac | 3020 | 4,0 | 760 | 3,8 | 711 | 3,8 | 592 | 3,2 | 8400 | 2,0 |
| Sapna | 105 | 3,5 | - | - | 9 | 2,3 | 7 | 1,8 | 475 | 2,5 |
| Srebrenik | 374 | 4,3 | 30 | 3,7 | 135 | 4,5 | 234 | 3,2 | 5863 | 2,6 |
| Teočak | 123 | 3,5 | 32 | 3,2 | - | - | 60 | 3,0 | 3100 | 5,0 |
| Tuzla | 340 | 4,0 | 14 | 3,5 | 20 | 4,0 | 9 | 3,0 | 1730 | 2,0 |
| Živinice | 528 | 3,3 | 44 | 2,9 | 56 | 2,8 | 78 | 2,6 | 6300 | 3,5 |
| ZENIČKO-DOBOJSKI | 6706 | 4,1 | 176 | 3,2 | 2336 | 3,6 | 1141 | 3,8 | 11759 | 2,4 |
| Breza | 188 | 2,5 | - | - | 75 | 2,5 | 27 | 1,8 | 10 | 0,5 |
| Doboj Jug | 63 | 3,5 | - | - | 3 | 3,0 | 3 | 3,0 | 112 | 2,0 |
| Kakanj | 399 | 3,5 | 5 | 2,7 | 147 | 3,5 | 19 | 2,7 | 411 | 3,0 |
| Maglaj | 179 | 3,5 | 13 | 2,5 | 57 | 3,0 | - | - | 327 | 2,3 |
| Olovo | 25 | 2,5 | 4 | 2,0 | 8 | 2,0 | 8 | 2,0 | 40 | 2,0 |
| Tešanj | 1350 | 4,5 | - | - | 180 | 4,0 | 105 | 3,5 | 4800 | 3,0 |
| Usora | 2070 | 4,5 | 100 | 4,0 | 1480 | 4,0 | 900 | 4,5 | 3400 | 2,0 |
| Vareš | 15 | 1,5 | 2 | 1 | 9 | 1,5 | 9 | 1,5 | 2 | 2,0 |
| Visoko | 1120 | 4,0 | 12 | 3,0 | 88 | 3,5 | 21 | 3,0 | 750 | 3,0 |
| Zavidovići | 263 | 3,5 | 7 | 3,5 | 14 | 3,5 | 12 | 3,0 | 600 | 2,0 |
| Zenica | 945 | 4,5 | 30 | 2,5 | 125 | 2,5 | 38 | 1,5 | 272 | 1,7 |
| Žepče | 90 | 3,0 | 3 | 3,0 | 150 | 3,0 | - | - | 1035 | 2,3 |
| BOSANSKO- PODRINJSKI | 270 | 3,4 | 5 | 2,7 | 46 | 2,4 | 7 | 1,8 | 35 | 0,8 |
| Foča | 54 | 3,0 | - | - | 3 | 3,0 | - | - | 9 | 3,0 |
| Goražde | 184 | 4,0 | 5 | 2,7 | 40 | 3,1 | 5 | 2,6 | 26 | 0,7 |
| Pale | 32 | 2,0 | - | - | 3 | 0,5 | 2 | 1,0 | - | - |

| | Pšenica | | Raž | | Ječam | | Zob | | Kukuruz-zrno | |
|---|---|---|---|---|---|---|---|---|---|---|
| | Wheat | | Rye | | Barley | | Oats | | Maize - grain | |
| | ukupan prinos, t <i>total pro- duction, t</i> | prinos t/ha <i>yield t/ha</i> | ukupan prinos, t <i>total pro- duction, t</i> | prinos t/ha <i>yield t/ha</i> | ukupan prinos, t <i>total pro- duction, t</i> | prinos t/ha <i>yield t/ha</i> | ukupan prinos, t <i>total pro- duction, t</i> | prinos t/ha <i>yield t/ha</i> | ukupan prinos, t <i>total pro- duction, t</i> | prinos t/ha <i>yield t/ha</i> |
| SREDNJOBOSANSKI | 5151 | 3,0 | 1186 | 3,0 | 2879 | 2,7 | 1150 | 2,6 | 1470 | 1,3 |
| Bugojno | 595 | 3,5 | 420 | 3,5 | 702 | 2,7 | 161 | 2,3 | 100 | 2,5 |
| Busovača | 233 | 1,5 | 39 | 1,5 | 42 | 1,4 | 91 | 1,3 | 360 | 1,2 |
| Dobretići | 2 | 3 | - | - | 1 | 2,7 | 1 | 2,6 | 0 | 0,6 |
| Donji Vakuf | 132 | 3,0 | 15 | 3,0 | 40 | 2,0 | 16 | 2,0 | 48 | 3,0 |
| Fojnica | 403 | 3,3 | 122 | 3,2 | 120 | 3,0 | 66 | 3,0 | 92 | 2,7 |
| Gornji Vakuf-Uskoplje | 705 | 3,0 | 84 | 2,8 | 576 | 3,2 | 98 | 2,8 | 30 | 3,0 |
| Jajce | 104 | 2,0 | - | - | 143 | 2,3 | 37 | 2,1 | 152 | 0,8 |
| Kiseljak | 368 | 3,5 | 315 | 3,5 | 153 | 3,4 | 111 | 3,7 | 98 | 1,3 |
| Kreševo | 31 | 1,8 | 16 | 2,6 | 54 | 1,8 | 16 | 1,6 | 12 | 1,2 |
| Novi Travnik | 280 | 2,0 | 120 | 2,0 | 200 | 2,0 | 60 | 2,0 | 75 | 2,5 |
| Travnik | 1068 | 2,9 | 35 | 2,5 | 233 | 2,5 | 20 | 2,0 | 60 | 2,0 |
| Vitez | 1232 | 4,0 | 20 | 4,0 | 615 | 3,0 | 473 | 3,5 | 444 | 1,3 |
| HERCEGOVAČKO- NERETVANSKI | 1.137 | 3,0 | 211 | 2,4 | 519 | 2,2 | 87 | 3,2 | 258 | 2,0 |
| Čapljina | 153 | 3,6 | 134 | 2,1 | 15 | 3,0 | - | 3,0 | - | - |
| Čitluk | 255 | 3,0 | - | - | 45 | 1,5 | 6 | 1,5 | 36 | 1,8 |
| Grad Mostar | 103 | 2,2 | 24 | 2,0 | 17 | 1,9 | 13 | 1,9 | 8 | 1,2 |
| Jablanica | - | - | - | - | 20 | 1,0 | 4 | 1,0 | 23 | 0,8 |
| Konjic | 5 | 0,5 | 2 | 1,0 | 35 | 0,5 | 7 | 0,5 | 17 | 0,8 |
| Neum | 210 | 3,0 | 50 | 5,0 | 280 | 4,0 | - | 4,0 | 54 | 6,0 |
| Prozor-Rama | 20 | 2,0 | 1 | 1,0 | 15 | 1,5 | 1 | 1,5 | 60 | 2,0 |
| Ravno | 120 | 4,0 | - | - | 80 | 4,0 | 40 | 4,0 | - | - |
| Stolac | 270 | 3,0 | - | - | 12 | 3,0 | 16 | 3,0 | 60 | 6,0 |
| ZAPADNO- HERCEGOVAČKI | 1069 | 2,3 | 3 | 1,4 | 828 | 2,2 | 2 | 1,8 | 991 | 1,6 |
| Grude | 357 | 3,1 | - | - | 335 | 2,7 | - | - | 432 | 2,4 |
| Ljubuški | 456 | 2,4 | - | - | 368 | 2,3 | - | - | 495 | 3,3 |
| Posušje | 256 | 1,6 | 3 | 1,4 | 125 | 1,3 | 2 | 1,8 | 64 | 0,4 |
| Široki Brijeg ¹⁾ | - | - | - | - | - | - | - | - | - | - |
| 1) Bez podataka za općinu Široki Brijeg | | | | | | | | | | |
| KANTON SARAJEVO | 356 | 2,8 | 112 | 2,2 | 309 | 1,8 | 184 | 1,7 | 475 | 3,5 |
| Centar | - | - | - | - | - | - | 1 | 1,0 | 1 | 2,0 |
| Hadžići | 172 | 3,5 | 78 | 2,9 | 73 | 2,8 | 50 | 2,5 | 6 | 1,0 |
| Ilidža | 42 | 3,0 | - | - | 36 | 2,0 | 18 | 2,0 | 75 | 1,0 |
| Ilijaš | 88 | 2,5 | 30 | 1,5 | 150 | 1,5 | 105 | 1,5 | 338 | 2,5 |
| Novi Grad | 36 | 2,8 | - | - | 10 | 2,5 | 5 | 2,3 | 51 | 2,2 |
| Novo Sarajevo | - | - | - | - | - | - | - | - | 0 | 0,3 |
| Stari Grad | - | - | - | - | - | - | - | - | - | - |
| Trnovo | 11 | 1,9 | 2 | 2,2 | 38 | 1,8 | 3 | 1,6 | - | - |
| Vogošća | 7 | 0,7 | 2 | 0,6 | 2 | 0,4 | 2 | 0,4 | 5 | 0,5 |
| KANTON 10 | 8925 | 3,3 | 1433 | 3,2 | 7942 | 2,1 | 345 | 1,7 | 147 | 2,8 |
| Bosansko Grahovo | 537 | 2,0 | 11 | 2,1 | 349 | 1,8 | 88 | 1,4 | - | - |
| Drvar | 38 | 4,2 | 4,0 | 4,0 | 63 | 3,5 | 11 | 3,8 | 130 | 3,1 |
| Glamoč | 4800 | 4,0 | 360 | 3,0 | 2625 | 3,5 | 88 | 2,5 | - | - |
| Kupres | 6 | 2,0 | 27 | 2,0 | 225 | 1,5 | 54 | 1,2 | - | - |
| Livno | 1344 | 2,1 | 231 | 2,2 | 3180 | 1,5 | 48 | 1,2 | 17 | 1,7 |
| Tomislavgrad | 2200 | 4,0 | 800 | 4,0 | 1500 | 3,0 | 56 | 2,8 | - | - |

nastavak
continued

| | Krompir | | Grah | | Luk crni | | Kupus | | Paradajz | |
|---------------------------------|---|---|---|---|---|-------------------------------|---|---|---|---|
| | Potato | | Bean | | Onion | | Cabbage | | Tomato | |
| | ukupan prinos, t <i>total pro- duction, t</i> | prinos t/ha <i>yield t/ha</i> | ukupan prinos, t <i>total pro- duction, t</i> | prinos t/ha <i>yield t/ha</i> | ukupan prinos, t <i>total pro- duction, t</i> | t/ha <i>yield t/ha</i> | ukupan prinos, t <i>total pro- duction, t</i> | prinos t/ha <i>yield t/ha</i> | ukupan prinos, t <i>total pro- duction, t</i> | prinos t/ha <i>yield t/ha</i> |
| UNSKO-SANSKI | 34992 | 10,5 | 1951 | 0,8 | 1731 | 5,5 | 3381 | 13,4 | 2427 | 14,2 |
| Bihać | 1004 | 8,0 | 12 | 1,0 | 54 | 3,0 | 414 | 18,0 | 18 | 2,0 |
| Bosanska Krupa | 6000 | 15,0 | 200 | 1,0 | 100 | 5,0 | 150 | 5,0 | 250 | 10,0 |
| Bosanski Petrovac | 1300 | 10,0 | 7 | 0,5 | 120 | 12,0 | - | - | - | - |
| Bužim | 664 | 8,0 | 91 | 1,4 | 140 | 7,0 | - | - | 110 | 11,0 |
| Cazin | 1520 | 1,6 | 85 | 0,1 | 120 | 1,2 | 10 | 1,2 | 7 | 1,4 |
| Ključ | 500 | 2,5 | 180 | 1,5 | 60 | 6,0 | 42 | 7,0 | 70 | 7,0 |
| Sanski Most | 21504 | 22,4 | 886 | 2,4 | 1037 | 9,1 | 2525 | 20,2 | 1972 | 17,6 |
| Velika Kladuša | 2500 | 5,0 | 490 | 0,7 | 100 | 4,0 | 240 | 4,0 | - | - |
| KANTON POSAVSKI | 2267 | 7,1 | 111 | 1,2 | 505 | 7,4 | 1615 | 10,6 | 1400 | 12,2 |
| Domaljevac-Šamac | 78 | 3,0 | 10 | 1,0 | 15 | 3,0 | 80 | 8,0 | 80 | 8,0 |
| Odžak | 1090 | 8,0 | 56 | 1,4 | 210 | 6,0 | 1155 | 11,0 | 780 | 13,0 |
| Orašje | 1099 | 7,0 | 45 | 1,0 | 280 | 10,0 | 380 | 10,0 | 540 | 12,0 |
| TUZLANSKI | 50663 | 7,1 | 398 | 0,6 | 2819 | 4,3 | 3380 | 3,2 | 2526 | 4,3 |
| Banovići | 2440 | 8,0 | 60 | 1,0 | 33 | 3,0 | 25 | 5,0 | 228 | 12,0 |
| Čelić | 960 | 12,0 | 60 | 1,5 | 320 | 8,0 | 108 | 9,0 | 75 | 5,0 |
| Doboj Istok | 1080 | 6,0 | - | - | 150 | 15,0 | 40 | 20,0 | 40 | 20,0 |
| Gračanica | 5430 | 6,0 | - | - | 630 | 7,0 | 336 | 8,0 | 259 | 7,0 |
| Gradačac | 3216 | 4,8 | 72 | 0,4 | 692 | 4,0 | 2400 | 3,2 | 238 | 2,5 |
| Kalesija | 6468 | 8,4 | 90 | 1,2 | 132 | 2,4 | - | - | 116 | 2,1 |
| Kladanj | 2520 | 7,0 | - | - | 54 | 3,2 | 8 | 8,0 | 5 | 4,5 |
| Lukavac | 8400 | 10,0 | 12 | 0,2 | 172 | 4,0 | 110 | 1,0 | 600 | 6,0 |
| Sapna | 1260 | 7,0 | 1 | 0,4 | 10 | 2,5 | - | - | 16 | 4,0 |
| Srebrenik | 3549 | 9,1 | 22 | 0,4 | 304 | 3,2 | 183 | 2,1 | 175 | 2,5 |
| Teočak | 840 | 12,0 | 8 | 0,8 | 72 | 6,0 | - | - | 15 | 3,0 |
| Tuzla | 5000 | 10,0 | 3 | 0,2 | 80 | 4,0 | 10 | 1,0 | 120 | 6,0 |
| Živinice | 9500 | 5,0 | 70 | 0,5 | 170 | 2,0 | 160 | 4,0 | 640 | 4,0 |
| ZENIČKO-DOBOJSKI | 13849 | 6,4 | 368 | 0,9 | 8068 | 8,9 | 3633 | 14,8 | 954 | 7,3 |
| Breza | 950 | 5,0 | 8 | 0,4 | 128 | 4,0 | 50 | 5,0 | 50 | 5,0 |
| Doboj Jug | 56 | 2,0 | - | - | 8 | 2,0 | 2 | 1,0 | 10 | 2,0 |
| Kakanj | 912 | 4,8 | 52 | 1,0 | 120 | 3,0 | 44 | 4,4 | 52 | 2,6 |
| Maglaj | 827 | 5,2 | 6 | 0,5 | 120 | 5,7 | 87 | 9,7 | 54 | 9,0 |
| Olovo | 560 | 8,0 | 23 | 1,5 | 24 | 4,0 | 12 | 4,0 | 16 | 4,0 |
| Tešanj | 1140 | 3,8 | 15 | 0,5 | 100 | 2,5 | 315 | 7,0 | 6 | 2,5 |
| Usora | 240 | 4,0 | 5 | 1,0 | 2 | 1,0 | 5 | 1,5 | 3 | 1,0 |
| Vareš | 300 | 5,0 | 3 | 1,0 | 6 | 2,0 | 8 | 2,0 | 3 | 3,0 |
| Visoko | 3888 | 8,0 | 190 | 1,0 | 270 | 9,0 | 2440 | 20,0 | 264 | 12,0 |
| Zavidovići | 1200 | 10,0 | 40 | 1,0 | 180 | 15,0 | 70 | 10,0 | 180 | 15,0 |
| Zenica | 3360 | 8,0 | 21 | 0,7 | 7100 | 10,0 | 600 | 20,0 | 280 | 7,0 |
| Žepče | 416 | 5,2 | 6 | 0,5 | 10 | 5,0 | - | - | 36 | 6,0 |
| BOSANSKO- PODRINJSKI | 4945 | 13,9 | 43 | 7,3 | 176 | 1,3 | 86 | 10,8 | 196 | 7,8 |
| Foča | 530 | 10,0 | 7 | 15,0 | 75 | 1,0 | 26 | 13,0 | 72 | 18,0 |
| Goražde | 4.350 | 15,0 | 21 | 5,0 | 65 | 1,0 | - | - | 120 | 6,0 |
| Pale | 65 | 5,0 | 15 | 6,0 | 36 | 3,0 | 60 | 10,0 | 4 | 4,0 |

| | Krompir | | Grah | | Luk crni | | Kupus | | Paradajz | |
|---|---|---|---|---|---|---|---|---|---|---|
| | Potato | | Bean | | Onion | | Cabbage | | Tomato | |
| | ukupan prinos, t <i>total pro- duction, t</i> | prinos t/ha <i>yield t/ha</i> | ukupan prinos, t <i>total pro- duction, t</i> | prinos t/ha <i>yield t/ha</i> | ukupan prinos, t <i>total pro- duction, t</i> | prinos t/ha <i>yield t/ha</i> | ukupan prinos, t <i>total pro- duction, t</i> | prinos t/ha <i>yield t/ha</i> | ukupan prinos, t <i>total pro- duction, t</i> | prinos t/ha <i>yield t/ha</i> |
| SREDNJOBOSANSKI | 21443 | 6,4 | 735 | 1,2 | 2045 | 5,4 | 6623 | 10,8 | 335 | 4,2 |
| Bugojno | 3640 | 10,0 | 90 | 1,5 | 720 | 9,0 | 2560 | 16,0 | 80 | 8,0 |
| Busovača | 1000 | 5,0 | 170 | 2,0 | 20 | 2,0 | 105 | 7,0 | 40 | 4,0 |
| Dobretići | - | - | - | - | - | - | - | - | - | - |
| Donji Vakuf | 105 | 3,5 | 50 | 2,0 | 40 | 4,0 | 300 | 10,0 | 14 | 7,0 |
| Fojnica | 3978 | 7,8 | 175 | 2,5 | 251 | 3,8 | 90 | 15,0 | 33 | 6,6 |
| Gornji Vakuf | 4500 | 6,0 | 15 | 1,5 | 210 | 14,0 | 2700 | 18,0 | 20 | 10,0 |
| Jajce | 2530 | 5,5 | 100 | 0,5 | 54 | 1,2 | 53 | 0,8 | 30 | 2,5 |
| Kiseljak | 1440 | 9,0 | 64 | 1,6 | 455 | 7,0 | 480 | 8,0 | 48 | 8,0 |
| Kreševo | 720 | 4,0 | 30 | 1,0 | 65 | 2,5 | 100 | 2,0 | 4 | 0,5 |
| Novi Travnik | 790 | 5,0 | 12 | 1,0 | 18 | 2,5 | 28 | 7,0 | 24 | 6,0 |
| Travnik | 934 | 4,0 | 18 | 0,7 | 45 | 1,5 | 144 | 2,4 | 3 | 0,4 |
| Vitez | 1807 | 6,0 | 11 | 0,2 | 168 | 6,7 | 63 | 7,0 | 39 | 3,0 |
| HERCEGOVAČKO- NERETVANSKI | 22004 | 10,0 | 181 | 1,5 | 4412 | 11,5 | 6507 | 26,7 | 9615 | 25,4 |
| Čapljina | 5000 | 25,0 | - | - | 210 | 30,0 | 4800 | 48,0 | 5000 | 50,0 |
| Čitluk | 2520 | 6,0 | 2 | 1,0 | 660 | 20,0 | 53 | 3,5 | 220 | 10,0 |
| Grad Mostar | 6477 | 8,5 | 156 | 1,7 | 538 | 4,8 | 936 | 18,0 | 276 | 3,0 |
| Jablanica | 1150 | 10,0 | 5 | 1,0 | 150 | 5,0 | 240 | 8,0 | 250 | 10,0 |
| Konjic | 2025 | 9,0 | 8 | 0,8 | 2480 | 16,0 | 180 | 18,0 | 3367 | 37,0 |
| Neum | 390 | 6,0 | - | - | 80 | 8,0 | 48 | 8,0 | 35 | 5,0 |
| Prozor-Rama | 2500 | 12,5 | 5 | 0,5 | 250 | 10,0 | 160 | 8,0 | 362 | 12,0 |
| Ravno | 42 | 1,4 | - | - | 2,4 | 0,6 | - | - | 30 | 10,0 |
| Stolac | 1900 | 10,0 | 5 | 2,5 | 42 | 6,0 | 90 | 8,2 | 75 | 8,8 |
| ZAPADNO- HERCEGOVAČKI | 7463 | 7,2 | 71 | 1,6 | 1133 | 6,9 | 1692 | 7,6 | 2096 | 11,8 |
| Grude | 1755 | 4,5 | 30 | 2,0 | 70 | 3,5 | 110 | 5,0 | 76 | 4,0 |
| Ljubuški | 5400 | 18,0 | 23 | 1,5 | 1025 | 8,2 | 1400 | 20,0 | 2015 | 13,0 |
| Posušje | 308 | 0,9 | 18 | 1,3 | 38 | 1,9 | 182 | 1,4 | 5 | 1,7 |
| Široki Brijeg ¹⁾ | - | - | - | - | - | - | - | - | - | - |
| 1) Bez podataka za općinu Široki Brijeg | | | | | | | | | | |
| KANTON SARAJEVO | 7494 | 6,4 | 370 | 2,2 | 1401 | 4,4 | 1589 | 9,4 | 649 | 5,6 |
| Centar | 169 | 11,0 | - | 6,0 | 5 | 7,0 | 23 | 12,0 | 12 | 4,0 |
| Hadžići | 3960 | 5,0 | 240 | 0,5 | 161 | 3,0 | 192 | 7,0 | 49 | 7,0 |
| Ilidža | 1155 | 2,0 | 24 | 1,0 | 306 | 2,0 | 644 | 2,0 | 245 | 7,0 |
| Ilijaš | 370 | 6,5 | 45 | - | 38 | 5,0 | 44 | 7,5 | 30 | 2,0 |
| Novi Grad | 754 | 5,5 | 13 | 1,2 | 633 | 5,5 | 560 | 8,0 | 266 | 7,2 |
| Novo Sarajevo | 12 | 1,0 | 3 | 1,0 | 28 | 4,0 | 2 | 2,0 | 28 | 4,0 |
| Stari Grad | 350 | 10,0 | 30 | 3,0 | 144 | 8,0 | 52 | 4,0 | 9 | 3,0 |
| Trnovo | 304 | 8,0 | 15 | 1,0 | 68 | 4,0 | - | - | - | - |
| Vogošća | 420 | 3,0 | - | - | 18 | 1,0 | 72 | 8,0 | 10 | 1,0 |
| KANTON 10 | 11188 | 14,2 | 41 | 1,0 | 228 | 5,8 | 1660 | 16,2 | 38 | 6,3 |
| Bosansko Grahovo | 238 | 8,0 | 6 | 5,0 | 4 | 4,0 | 1 | 12,8 | - | - |
| Drvar | 884 | 17,0 | 6 | 0,3 | 19 | 3,8 | 40 | 10,0 | 12 | 5,8 |
| Glamoč | 5496 | 19,6 | 4 | 1,0 | 52 | 4,0 | 44 | 11,0 | - | - |
| Kupres | 180 | 10,0 | - | - | 2 | 3,0 | 12 | 8,0 | 8 | - |
| Livno | 1840 | 8,0 | 22 | 1,6 | 51 | 3,4 | 363 | 11,0 | 18 | 2,8 |
| Tomislavgrad | 2550 | 15,0 | 2 | 1,2 | 100 | 20,0 | 1200 | 20,0 | - | - |

nastavak
continued

| | Djetelina <i>Clover</i> | | Lucerka <i>Lucerne</i> | | Kukuruz, zeleni <i>Maize, green</i> | | Stočna repa <i>Forage beet</i> | | Trav. djet. smjese <i>Grass.clov.mixtures</i> | |
|---------------------------------|---|---|---|---|---|---|---|---|---|---|
| | ukupan prinos, t <i>total pro- duction, t</i> | prinos t/ha <i>yield t/ha</i> | ukupan prinos, t <i>total pro- duction, t</i> | prinos t/ha <i>yield t/ha</i> | ukupan prinos, t <i>total pro- duction, t</i> | prinos t/ha <i>yield t/ha</i> | ukupan prinos, t <i>total pro- duction, t</i> | prinos t/ha <i>yield t/ha</i> | ukupan prinos, t <i>total pro- duction, t</i> | prinos t/ha <i>yield t/ha</i> |
| UNSKO-SANSKI | 4902 | 2,7 | 4513 | 2,9 | 118411 | 20,3 | - | - | 6541 | 2,6 |
| Bihać | 120 | 2,0 | 85 | 2,3 | 1900 | 10,0 | - | - | 88 | 2,0 |
| Bosanska Krupa | 1000 | 2,0 | 1500 | 2,5 | 38970 | 24,8 | - | - | 1410 | 2,6 |
| Bosanski Petrovac | 32 | 4,0 | - | - | 210 | 3,5 | - | - | - | - |
| Bužim | 2450 | 3,5 | 1500 | 3,0 | 1840 | 8,0 | - | - | 3300 | 3,0 |
| Cazin | 331 | 1,4 | 28 | 1,4 | 12096 | 10,1 | - | - | 675 | 1,5 |
| Ključ | 264 | 6,0 | 660 | 6,0 | 9000 | 10,0 | - | - | 320 | 4,0 |
| Sanski Most | 505 | 2,9 | 425 | 3,1 | 42395 | 30,9 | - | - | 348 | 2,5 |
| Velika Kladuša | 200 | 2,0 | 315 | 2,1 | 12000 | 40,0 | - | - | 400 | 2,0 |
| KANTON POSAVSKI | 503 | 1,5 | 480 | 1,3 | 15750 | 15,0 | 100 | 16,7 | 267 | 4,9 |
| Domaljevac-Šamac | 50 | 1,0 | 10 | 1,0 | - | - | - | - | - | - |
| Odžak | 391 | 1,7 | 315 | 1,5 | 15750 | 15,0 | 64 | 16,0 | 264 | 1,2 |
| Orašje | 62 | 1,1 | 155 | 1,0 | - | - | 36 | 18,0 | 3 | 0,6 |
| TUZLANSKI | 6144 | 2,7 | 5917 | 2,6 | 122443 | 12,5 | 438 | 5,6 | 5816 | 1,7 |
| Banovići | 60 | 5,0 | 54 | 6,0 | 400 | 8,0 | - | - | 35 | 7,0 |
| Čelić | 1045 | 3,8 | 945 | 3,5 | 1000 | 5,0 | - | - | 338 | 2,5 |
| Doboj Istok | 756 | 3,0 | 543 | 3,0 | 2100 | 35,0 | - | - | 880 | 2,0 |
| Gračanica | 1450 | 2,5 | 1404 | 2,7 | 12225 | 15,0 | 340 | 5,0 | 922 | 1,9 |
| Gradačac | 63 | 1,8 | 49 | 1,8 | 19200 | 6,0 | 80 | 20,0 | 126 | 0,4 |
| Kalesija | 216 | 2,4 | 756 | 2,4 | 61250 | 35,0 | - | - | 1800 | 1,8 |
| Kladanj | 19 | 2,7 | - | - | - | - | - | - | - | - |
| Lukavac | 150 | 2,5 | 240 | 3,0 | 10800 | 9,0 | - | - | 84 | 1,2 |
| Sapna | 225 | 1,5 | 206 | 1,5 | 700 | 7,0 | - | - | 134 | 1,0 |
| Srebrenik | 310 | 1,3 | 471 | 1,5 | 922 | 7,2 | 18 | 3,0 | 213 | 0,8 |
| Teočak | 480 | 3,0 | 476 | 2,8 | - | - | - | - | 117 | 1,5 |
| Tuzla | 250 | 2,5 | 90 | 3,0 | 3150 | 9,0 | - | - | 238 | 1,2 |
| Živinice | 1120 | 4,0 | 684 | 3,8 | 10696 | 5,6 | - | - | 930 | 3,1 |
| ZENIČKO-DOBOJSKI | 11213 | 3,2 | 10767 | 3,6 | 6978 | 12,2 | 868 | 5,7 | 15717 | 3,0 |
| Breza | 855 | 3,0 | 1120 | 3,2 | 120 | 1,5 | 210 | 5,0 | 916 | 2,8 |
| Doboj Jug | 132 | 1,4 | 137 | 1,4 | 56 | 1,4 | - | - | 137 | 1,4 |
| Kakanj | 531 | 1,8 | 624 | 2,0 | 275 | 5,5 | 51 | 5,0 | 400 | 1,6 |
| Maglaj | 216 | 2,4 | 149 | 2,4 | 867 | 17,0 | 45 | 9,5 | 455 | 2,9 |
| Olovo | 12 | 4,0 | 8 | 4,0 | - | - | 10 | 10,0 | 6 | 3,0 |
| Tešanj | 3250 | 2,5 | 2750 | 2,5 | 600 | 10,0 | - | 11,0 | 1380 | 2,3 |
| Usora | 72 | 1,8 | 72 | 1,8 | 10 | 2,0 | - | - | 60 | 2,0 |
| Vareš | 20 | 2,0 | 4 | 2,0 | - | - | 2 | 2,0 | 90 | 1,5 |
| Visoko | 4800 | 6,0 | 5320 | 7,0 | 4825 | 20,1 | 234 | 12,0 | 7428 | 4,0 |
| Zavidovići | 800 | 4,0 | 210 | 3,0 | 60 | 3,0 | 16 | 4,0 | 4200 | 3,0 |
| Zenica | 50 | 2,0 | 50 | 2,0 | 150 | 6,0 | 300 | 20,0 | 45 | 1,5 |
| Žepče | 476 | 1,3 | 323 | 1,9 | 15 | 5,0 | - | - | 600 | 1,5 |
| BOSANSKO- PODRINJSKI | 337 | 3,6 | 4610 | 4,9 | 409 | 17,8 | 150 | 12,5 | 203 | 3,1 |
| Foča | 45 | 1,5 | 70 | 2,0 | 9 | 3,0 | 30 | 6,0 | 53 | 1,5 |
| Goražde | 212 | 4,0 | 4460 | 5,0 | 400 | 20,0 | 100 | 20,0 | 60 | 3,0 |
| Pale | 80 | 8,0 | 80 | 8,0 | - | - | 20 | 10,0 | 90 | 9,0 |

| | Djetelina <i>Clover</i> | | Lucerka <i>Lucerne</i> | | Kukuruz, zeleni <i>Maize, green</i> | | Stočna repa <i>Forage beet</i> | | Trav.djet. smjese <i>Grass.clov.mixtures</i> | |
|---|---|---|---|---|---|---|---|---|---|---|
| | ukupan prinos, t <i>total pro- duction, t</i> | prinos t/ha <i>yield t/ha</i> | ukupan prinos, t <i>total pro- duction, t</i> | prinos t/ha <i>yield t/ha</i> | ukupan prinos, t <i>total pro- duction, t</i> | prinos t/ha <i>yield t/ha</i> | ukupan prinos, t <i>total pro- duction, t</i> | prinos t/ha <i>yield t/ha</i> | ukupan prinos, t <i>total pro- duction, t</i> | prinos t/ha <i>yield t/ha</i> |
| SREDNJOBOSANSKI | 6958 | 4,0 | 6465 | 4,0 | 6967 | 11,0 | 1412 | 10,5 | 6390 | 4,0 |
| Bugojno | 1251 | 3,2 | 1840 | 3,2 | 1800 | 12,0 | 240 | 8,0 | 260 | 2,0 |
| Busovača | - | - | - | - | 110 | 10,0 | 60 | 5,0 | 100 | 2,0 |
| Dobretići | - | - | - | - | 1 | 0,7 | - | - | - | - |
| Donji Vakuf | 70 | 3,5 | 60 | 4,0 | 750 | 10,0 | 20 | 2,0 | 60 | 3,0 |
| Fojnica | 291 | 3,1 | 144 | 3,2 | 208 | 13,0 | 144 | 9,0 | 168 | 2,9 |
| Gornji Vakuf | 3500 | 5,0 | 2543 | 4,5 | 1080 | 18,0 | 40 | 8,0 | 3534 | 3,8 |
| Jajce | 400 | 10,5 | 28 | 1,4 | 13 | 0,7 | - | - | 120 | 24,0 |
| Kiseljak | - | - | - | - | - | - | - | - | - | - |
| Kreševo | 225 | 1,5 | 90 | 1,5 | 50 | 5,0 | 900 | 15,0 | 30 | 1,5 |
| Novi Travnik | 450 | 4,5 | 175 | 2,5 | 300 | 6,0 | 8 | 4,0 | 8 | 2,0 |
| Travnik | 320 | 4,0 | 350 | 5,0 | 2050 | 18,0 | - | - | 130 | 2,6 |
| Vitez | 450 | 5,0 | 1235 | 6,5 | 605 | 4,8 | - | - | 1980 | 6,0 |
| HERCEGOVAČKO- NERETVANSKI | 541 | 1,6 | 526 | 1,8 | 379 | 5,1 | 599 | 12,1 | 94 | 1,9 |
| Čapljina | - | - | - | - | - | - | - | - | - | - |
| Čitluk | 195 | 1,5 | 252 | 1,8 | 150 | 10,0 | 70 | 14,0 | - | - |
| Grad Mostar | 108 | 1,8 | 45 | 1,8 | 84 | 2,1 | 17 | 2,1 | 42 | 1,9 |
| Jablanica | 70 | 2,0 | 45 | 1,5 | - | - | 80 | 8,0 | 15 | 1,5 |
| Konjic | 78 | 3,0 | 124 | 4,0 | 115 | 23,0 | 340 | 40,0 | 30 | 3,0 |
| Neum | 30 | 2,0 | 30 | 3,0 | - | - | 80 | 8,0 | - | - |
| Prozor | 60 | 1,0 | 30 | 1,0 | - | - | 12 | 1,5 | 7 | 1,0 |
| Ravno | - | - | - | - | - | - | - | - | - | - |
| Stolac | - | - | - | - | 30 | 10,0 | - | - | - | - |
| ZAPADNO- HERCEGOVAČKI | 1006 | 1,9 | 1810 | 2,1 | 410 | 5,1 | 143 | 3,7 | 143 | 1,9 |
| Grude | 352 | 2,2 | 299 | 2,3 | 140 | 4,0 | 36 | 3,0 | 40 | 2,0 |
| Ljubuški | 286 | 2,2 | 1331 | 2,2 | 270 | 6,0 | 96 | 8,0 | 58 | 2,3 |
| Posušje | 368 | 1,6 | 180 | 1,5 | - | - | 11 | 0,7 | 45 | 1,5 |
| Široki Brijeg ¹⁾ | - | - | - | - | - | - | - | - | - | - |
| 1) Bez podataka za općinu Široki Brijeg | | | | | | | | | | |
| KANTON SARAJEVO | 579 | 2,4 | 952 | 3,1 | 5630 | 15,8 | 1655 | 9,3 | 1824 | 2,3 |
| Centar | 5 | 2,5 | 5 | 2,5 | - | - | - | - | - | - |
| Hadžići | 31 | 5,0 | 18 | 4,5 | 198 | 9,4 | 216 | 18,0 | 16 | 4,0 |
| Ilidža | 258 | 2,0 | 738 | 3,1 | 4872 | 15,9 | 1310 | 10,0 | 93 | 0,4 |
| Ilijaš | 74 | 2,0 | 70 | 2,0 | 560 | 20,0 | 44 | 2,0 | 50 | 2,0 |
| Novi Grad | 91 | 3,5 | 79 | 3,6 | - | - | - | - | 162 | 2,9 |
| Novo Sarajevo | - | - | - | - | - | - | - | - | 3 | 2,0 |
| Stari Grad | - | - | - | - | - | - | - | - | - | - |
| Trnovo | 120 | 3,0 | 42 | 3,5 | - | - | 70 | 7,0 | 1.500 | 3,0 |
| Vogošća | - | - | - | - | - | - | 15 | 5,0 | - | - |
| KANTON 10 | 988 | 3,0 | 420 | 3,2 | 10080 | 13,3 | 963 | 13,6 | 7175 | 3,1 |
| Bosansko Grahovo | - | - | 4 | 3,5 | - | - | - | - | - | - |
| Drvar | 53 | 4,1 | - | - | - | - | 5 | 5,0 | 22 | 3,1 |
| Glamoč | 95 | 2,5 | - | - | 1980 | 9,0 | 112 | 8,0 | 59 | 3,0 |
| Kupres | - | - | - | - | - | - | - | - | 118 | 1,5 |
| Livno | 210 | 3,0 | 416 | 3,2 | 600 | 15,0 | 96 | 16,0 | 6017 | 3,2 |
| Tomislavgrad | 630 | 3,0 | - | - | 7500 | 15,0 | 750 | 15,0 | 960 | 3,0 |

nastavak
continued

| | Jabuke <i>Apple</i> | | Kruške <i>Pear</i> | | Šljive <i>Plum</i> | | Breskve <i>Peach</i> | | Orasi <i>Walnut</i> | |
|---------------------------------|--|---|--|---|--|---|--|---|--|---|
| | ukupan prinos,t <i>total pro- duction, t</i> | prinos kg/stablu <i>yield kg/tree</i> | ukupan prinos,t <i>total pro- duction, t</i> | prinos kg/stablu <i>yield kg/tree</i> | ukupan prinos,t <i>total pro- duction, t</i> | prinos kg/stablu <i>yield kg/tree</i> | ukupan prinos,t <i>total pro- duction, t</i> | prinos kg/stablu <i>yield kg/tree</i> | ukupan prinos,t <i>total pro- duction, t</i> | prinos kg/stablu <i>yield kg/tree</i> |
| UNSKO-SANSKI | 1652 | 10,8 | 306 | 5,2 | 5059 | 5,2 | 5 | 1,7 | 136 | 1,8 |
| Bihać | 120 | 11,0 | 37 | 5,0 | 1401 | 7,0 | - | - | 1 | 2,5 |
| Bosanska Krupa | 160 | 10,0 | 23 | 5,0 | - | - | - | - | - | - |
| Bosanski Petrovac | 9 | 10,0 | 19 | 13,0 | 35 | 1,0 | - | - | 3 | 3,0 |
| Bužim | 26 | 8,0 | 13 | 7,0 | 64 | 8,5 | - | - | 26 | 7,5 |
| Cazin | 569 | 10,0 | 135 | 5,0 | - | - | 2 | 1,0 | 43 | 1,0 |
| Ključ | 232 | 10,0 | 14 | 3,0 | - | - | - | - | 2 | 1,0 |
| Sanski Most | 498 | 21,4 | 48 | 15,3 | 3559 | 28,7 | - | - | 62 | 10,1 |
| Velika Kladuša | 38 | 2,0 | 18 | 2,0 | - | - | 4 | 3,0 | - | - |
| KANTON POSAVSKI | 95 | 5,6 | 22 | 3,5 | 484,2 | 4,8 | 7 | 2,9 | 24 | 5,8 |
| Domaljevac-Šamac | 30 | 10,0 | 8 | 10,0 | 153 | 9,0 | 3 | 5,0 | 9 | 5,0 |
| Odžak | 28 | 6,0 | 10 | 3,0 | 156 | 6,0 | 2 | 3,0 | 7 | 7,0 |
| Orašje | 36 | 4,0 | 5 | 2,0 | 175 | 3,0 | 3 | 2,0 | 8 | 6,0 |
| TUZLANSKI | 6380 | 5,3 | 2066 | 4,3 | 20097 | 8,4 | 243 | 5,6 | 304 | 3,8 |
| Banovići | 130 | 15,0 | 46 | 10,0 | 459 | 9,0 | - | - | - | - |
| Čelić | 247 | 13,0 | 191 | 10,0 | 4050 | 10,0 | 81 | 10,0 | 53 | 12,0 |
| Doboj Istok | 138 | 15,0 | 65 | 10,0 | 650 | 25,0 | 1 | 5,0 | - | - |
| Gračanica | 290 | 6,7 | 121 | 4,0 | 358 | 5,0 | 21 | 7,0 | 30 | 3,0 |
| Gradačac | 2700 | 3,0 | 640 | 2,0 | 5500 | 5,0 | 60 | 3,0 | 65 | 5,0 |
| Kalesija | 192 | 9,6 | 84 | 8,4 | 607 | 6,6 | 21 | 4,2 | 21 | 4,2 |
| Kladanj | 61 | 10,0 | 27 | 10,0 | 93 | 8,0 | - | - | - | - |
| Lukavac | 405 | 15,0 | 78 | 10,0 | 497 | 18,0 | 18 | 10,0 | 23 | 5,0 |
| Sapna | 60 | 3,0 | 42 | 3,0 | 60 | 2,0 | 1 | 3,0 | 7 | 2,0 |
| Srebrenik | 174 | 10,2 | 22 | 2,0 | 330 | 3,0 | 1 | 1,0 | 6 | 2,0 |
| Teočak | 248 | 8,0 | 93 | 6,0 | 400 | 5,0 | 2 | 10,0 | 57 | 2,0 |
| Tuzla | 1112 | 15,0 | 237 | 10,0 | 4893 | 18,0 | 32 | 10,0 | 35 | 5,0 |
| Živinice | 624 | 24,0 | 420 | 20,0 | 2200 | 20,0 | 5 | 10,0 | 8 | 15,0 |
| ZENIČKO-DOBOJSKI | 3440 | 8,0 | 1149 | 6,8 | 3617 | 6,3 | 43 | 8,0 | 184 | 5,2 |
| Breza | 128 | 4,0 | 69 | 3,0 | 114 | 3,0 | - | - | 16 | 4,0 |
| Doboj Jug | 19 | 4,0 | 2 | 3,0 | 16 | 4,0 | - | - | - | - |
| Kakanj | 473 | 10,5 | 207 | 7,8 | 570 | 10,0 | 21 | 10,0 | 20 | 7,6 |
| Maglaj | 267 | 5,0 | 49 | 3,7 | 58 | 4,7 | - | - | 11 | 4,7 |
| Olovo | 125 | 5,0 | 56 | 4,0 | 245 | 7,0 | - | - | 8 | 4,0 |
| Tešanj | 270 | 6,0 | 115 | 5,0 | 200 | 2,0 | - | - | 10 | 4,0 |
| Usora | 105 | 30,0 | 40 | 20,0 | 340 | 20,0 | 3 | 5,0 | 3 | 1,0 |
| Vareš | 56 | 20,0 | 42 | 15,0 | - | - | - | - | 8 | 10,0 |
| Visoko | 824 | 12,7 | 300 | 12,0 | 632 | 6,9 | - | - | 6 | 2,0 |
| Zavidovići | 44 | 3,0 | 21 | 2,0 | 95 | 2,5 | 1 | 2,0 | - | - |
| Zenica | 861 | 14,0 | 220 | 10,0 | 985 | 10,0 | 19 | 9,0 | 100 | 8,0 |
| Žepče | 268 | 3,5 | 28 | 4,7 | 362 | 4,7 | - | - | 3 | 2,0 |
| BOSANSKO- PODRINJSKI | 959 | 7,5 | 283 | 5,2 | 473 | 1,8 | 2 | 3,0 | 216 | 4,3 |
| Foča | 438 | 6,0 | 180 | 5,0 | 370 | 2,0 | 2 | 3,0 | 205 | 5,0 |
| Goražde | 456 | 11,0 | 97 | 8,0 | 70 | 1,0 | - | - | 8 | 1,0 |
| Pale | 65 | 5,0 | 7 | 1,0 | 33 | 5,0 | - | - | 2 | 2,0 |

| | Jabuke <i>Apple</i> | | Kruške <i>Pear</i> | | Šljive <i>Plum</i> | | Breskve <i>Peach</i> | | Orasi <i>Walnut</i> | |
|--|--|---|--|---|--|---|--|---|--|---|
| | ukupan prinos,t <i>total pro- duction, t</i> | prinos kg/stablu <i>yield kg/tree</i> | ukupan prinos,t <i>total pro- duction, t</i> | prinos kg/stablu <i>yield kg/tree</i> | ukupan prinos,t <i>total pro- duction, t</i> | prinos kg/stablu <i>yield kg/tree</i> | ukupan prinos,t <i>total pro- duction, t</i> | prinos kg/stablu <i>yield kg/tree</i> | ukupan prinos,t <i>total pro- duction, t</i> | prinos kg/stablu <i>yield kg/tree</i> |
| SREDNJOBOSANSKI | 1910 | 8,8 | 779 | 7,5 | 2907 | 7,6 | 0 | 2,0 | 233 | 7,8 |
| Bugojno | 217 | 7,0 | 72 | 9,0 | 183 | 6,0 | - | - | 3 | 5,0 |
| Busovača | 50 | 10,0 | 20 | 7,0 | 56 | 7,0 | - | - | - | - |
| Dobretići | 1 | 3,2 | 0 | 2,4 | - | - | - | - | - | - |
| Donji Vakuf | 200 | 10,0 | 60 | 10,0 | 210 | 10,0 | - | - | 20 | 10,0 |
| Fojnica | 248 | 8,0 | 95 | 9,0 | 15 | 6,0 | - | - | 28 | 5,0 |
| Gornji Vakuf | 798 | 14,0 | 312 | 12,0 | 2070 | 18,0 | - | - | 127 | 13,0 |
| Jajce | 100 | 5,9 | 50 | 4,8 | 62 | 1,6 | - | - | 26 | 8,0 |
| Kiseljak | - | - | - | - | - | - | - | - | - | - |
| Kreševo | 16 | 4,0 | 12 | 3,0 | 30 | 2,0 | - | - | - | - |
| Novi Travnik | 80 | 14,0 | 19 | 11,0 | 101 | 10,0 | - | - | 9 | 10,0 |
| Travnik | 150 | 6,0 | 105 | 5,0 | 180 | 2,0 | 0 | 2,0 | 20 | 5,0 |
| Vitez | 50 | 9,1 | 35 | 6,5 | - | - | - | - | - | - |
| HERCEGOVAČKO- NERETVANSKI | 1653 | 5,1 | 189 | 2,2 | 1464 | 2,9 | 6822 | 18,1 | 57 | 1,8 |
| Čapljina | 569 | 3,8 | 8 | 15,0 | 360 | 60,0 | 5310 | 18,6 | - | - |
| Čitluk | 5 | 4,0 | 3 | 4,0 | 6 | 5,0 | 4 | 4,0 | 3 | 2,0 |
| Grad Mostar | 30 | 4,0 | 20 | 3,8 | 32 | 4,2 | 63 | 3,5 | 28 | 6,2 |
| Jablanica | 18 | 5,0 | 6 | 2,5 | - | - | - | - | 2 | 1,0 |
| Konjic | 255 | 3,0 | 144 | 2,0 | 200 | 1,0 | - | - | 21 | 1,0 |
| Neum | 1 | 5,0 | 1 | 3,0 | 0 | 7,0 | 0 | 5,0 | 0 | 5,0 |
| Prozor | 15 | 2,0 | 8 | 1,3 | 504 | 2,0 | 0 | 0,8 | 3 | 0,8 |
| Ravno | 600 | 10,0 | - | - | - | - | - | - | - | - |
| Stolac | 160 | 20,0 | - | - | 363 | 25,0 | 1444 | 20,0 | - | - |
| ZAPADNO- HERCEGOVAČKI | 119 | 7,0 | 27 | 4,7 | 47 | 2,3 | 127 | 15,1 | 59 | 7,4 |
| Grude | 40 | 5,0 | 14 | 4,0 | 20 | 3,0 | 12 | 5,0 | 18 | 4,0 |
| Ljubuški | 76 | 20,0 | 13 | 11,0 | 21 | 10,0 | 115 | 19,0 | 37 | 17,0 |
| Posušje | 3 | 0,5 | 0 | 0,2 | 6 | 0,5 | - | - | 4 | 3,0 |
| Široki Brijeg ¹⁾ | - | - | - | - | - | - | - | - | - | - |
| <i>1) Bez podataka za općinu Široki Brijeg</i> | | | | | | | | | | |
| KANTON SARAJEVO | 1860 | 8,5 | 989 | 5,9 | 975 | 3,4 | 8 | 3,4 | 75 | 3,6 |
| Centar | 192 | 16,0 | 165 | 15,0 | 62 | 6,5 | 0 | 2,0 | 6 | 8,0 |
| Hadžići | 105 | 15,0 | 12 | 10,0 | - | - | - | - | 11 | 17,0 |
| Ilidža | 194 | 2,0 | 174 | 2,0 | 381 | 3,0 | 3 | 2,5 | 20 | 2,0 |
| Ilijaš | 452 | 15,0 | 154 | 10,0 | 180 | 2,0 | - | - | 2 | 2,0 |
| Novi Grad | 246 | 12,8 | 139 | 10,0 | 158 | 8,0 | 1 | 4,0 | 5 | 8,5 |
| Novo Sarajevo | 60 | 15,0 | 23 | 8,0 | 8 | 8,0 | 3 | 5,0 | 6 | 6,0 |
| Stari Grad | 538 | 15,0 | 296 | 10,0 | 152 | 5,0 | 0 | 3,0 | 15 | 6,0 |
| Trnovo | 23 | 8,0 | 16 | 6,0 | 13 | 4,0 | - | - | 1 | 3,0 |
| Vogošća | 50 | 5,0 | 11 | 2,0 | 21 | 3,0 | - | - | 7 | 2,0 |
| KANTON 10 | 114 | 5,9 | 37 | 4,9 | 190 | 2,4 | - | - | 62 | 2,6 |
| Bosansko Grahovo | 10 | 10,0 | - | - | 8 | 15 | - | - | - | - |
| Drvar | 53 | 13,0 | 23 | 9,0 | 86 | 2,0 | - | - | 11 | 2,0 |
| Glamoč | 14 | 13,0 | 1 | 6,0 | 22 | 8,0 | - | - | - | - |
| Kupres | - | - | - | - | - | - | - | - | - | - |
| Livno | 8 | 2,3 | 2 | 1,8 | 44 | 2,0 | - | - | 18 | 2,5 |
| Tomislavgrad | 30 | 3,0 | 12 | 3,0 | 30 | 3,0 | - | - | 33 | 3,0 |

nastavak

continued

| | Trešnje <i>Cherry</i> | | Višnje <i>Sour cherry</i> | | Kajsije <i>Apricot</i> | | Grožđe <i>Grapes</i> | |
|---------------------------------|---|---|---|---|---|---|---|---|
| | ukupan prinos, t <i>total pro- duction, t</i> | prinos kg/stablu <i>yield kg/tree</i> | ukupan prinos, t <i>total pro- duction, t</i> | prinos kg/stablu <i>yield kg/tree</i> | ukupan prinos, t <i>total pro- duction, t</i> | prinos kg/stablu <i>yield kg/tree</i> | ukupan prinos, t <i>total pro- duction, t</i> | prinos kg/čokotu <i>yield kg/vine</i> |
| UNSKO-SANSKI | 163 | 4,9 | 81 | 11,1 | 21 | 1,6 | 31 | 2,9 |
| Bihać | 2 | 10,0 | 4 | 10,0 | 0 | 4,0 | 1 | 1,8 |
| Bosanska Krupa | 2 | 2,0 | 4 | 5,0 | 0 | 2,0 | 28 | 3,0 |
| Bosanski Petrovac | - | - | - | - | - | - | - | - |
| Bužim | 26 | 11,0 | 4 | 6,0 | - | - | - | - |
| Cazin | 36 | 3,0 | 1 | 3,0 | 3 | 1,5 | 2 | 3,0 |
| Ključ | - | - | - | - | - | - | - | - |
| Sanski Most | 97 | 15,5 | 69 | 14,1 | - | - | - | - |
| Velika Kladuša | - | - | - | - | - | - | - | - |
| KANTON POSAVSKI | 38 | 19,8 | 49 | 16,3 | 17 | 13,1 | 32 | 6,1 |
| Domaljevac-Šamac | 8 | 10,0 | 2 | 7,0 | 1 | 7,0 | - | - |
| Odžak | 28 | 40,0 | 42 | 30,0 | 14 | 20,0 | 11 | 3,5 |
| Orašje | 3 | 6,0 | 5 | 4,0 | 1 | 3,0 | 21 | 10,0 |
| TUZLANSKI | 1218 | 10,0 | 374 | 7,5 | 163 | 4,0 | 34 | 3,3 |
| Banovići | 99 | 22,0 | 55 | 15,0 | - | - | - | - |
| Čelić | 81 | 14,0 | 76 | 8,0 | 35 | 25,0 | - | - |
| Doboj Istok | 117 | 18,0 | 21 | 12,0 | 4 | 6,5 | - | - |
| Gračanica | 23 | 14,0 | 3 | 11,0 | 2 | 10,0 | - | - |
| Gradačac | 413 | 7,0 | 24 | 4,0 | 42 | 1,5 | 14 | 0,9 |
| Kalesija | 19 | 2,4 | 9 | 1,6 | 3 | 2,0 | - | - |
| Kladanj | 9 | 20,0 | - | - | - | - | - | - |
| Lukavac | 78 | 30,0 | 36 | 15,0 | 22 | 13,0 | - | - |
| Sapna | 9 | 2,0 | 5 | 2,0 | 1 | 2,0 | - | - |
| Srebrenik | 10 | 1,5 | 13 | 3,7 | 4 | 2,0 | - | - |
| Teočak | 55 | 10,0 | 15 | 5,0 | 16 | 12,0 | - | - |
| Tuzla | 140 | 12,0 | 63 | 8,0 | 28 | 10,0 | - | - |
| Živinice | 165 | 30,0 | 55 | 13,0 | 6 | 7,0 | 20 | 2,4 |
| ZENIČKO-DOBOJSKI | 400 | 6,4 | 252 | 5,7 | 21 | 6,6 | 25 | 1,1 |
| Breza | 14 | 5,0 | 6 | 5,0 | 5 | 7,0 | - | - |
| Doboj Jug | 2 | 7,0 | 1 | 7,0 | - | - | - | - |
| Kakanj | 65 | 15,0 | 55 | 13,0 | - | - | 0 | 1,7 |
| Maglaj | 10 | 4,3 | 1 | 1,3 | - | - | - | - |
| Olovo | 25 | 10,0 | 1 | 10,0 | - | - | 1 | 2,0 |
| Tešanj | 39 | 6,0 | 26 | 5,0 | - | - | - | - |
| Usora | 5 | 15,0 | 5 | 10,0 | 4 | 10,0 | 3 | 2,0 |
| Vareš | 17 | 20,0 | 7 | 20,0 | - | - | - | - |
| Visoko | 24 | 5,0 | 85 | 5,0 | - | - | - | - |
| Zavidovići | 11 | 2,0 | 7 | 2,0 | 0 | 1,0 | - | - |
| Zenica | 149 | 12,0 | 47 | 9,0 | 12 | 7,0 | - | - |
| Žepče | 40 | 2,0 | 12 | 2,0 | - | - | 20 | 1,0 |
| BOSANSKO- PODRINJSKI | 254 | 7,9 | 41 | 4,6 | 1 | 5,0 | - | - |
| Foča | 110 | 10,0 | 12 | 5,0 | 1 | 5,0 | - | - |
| Goražde | 141 | 7,0 | 28 | 4,5 | - | - | - | - |
| Pale | 2 | 3,0 | 2 | 4,0 | - | - | - | - |

nastavak
continued

| | Trešnje <i>Cherry</i> | | Višnje <i>Sour cherry</i> | | Kajsije <i>Apricot</i> | | Grožđe <i>Grapes</i> | |
|---|---|---|---|---|---|---|---|---|
| | ukupan prinos, t <i>total pro- duction, t</i> | prinos kg/stablu <i>yield kg/tree</i> | ukupan prinos, t <i>total pro- duction, t</i> | prinos kg/stablu <i>yield kg/tree</i> | ukupan prinos, t <i>total pro- duction, t</i> | prinos kg/stablu <i>yield kg/tree</i> | ukupan prinos, t <i>total pro- duction, t</i> | prinos kg/čokotu <i>yield kg/vine</i> |
| SREDNJOBOSANSKI | 169 | 11,1 | 63 | 6,4 | - | - | 4 | 1,9 |
| Bugojno | 20 | 15,0 | 1 | 5,0 | - | - | - | - |
| Busovača | 14 | 15,0 | 1 | 10,0 | - | - | - | - |
| Dobretići | 0 | 6,5 | - | - | - | - | - | - |
| Donji Vakuf | 10 | 10,0 | 9 | 5,0 | - | - | - | - |
| Fojnica | 20 | 25,0 | 6 | 20,0 | - | - | - | - |
| Gornji Vakuf | 52 | 12,0 | 17 | 13,0 | - | - | - | - |
| Jajce | 16 | 6,0 | 3 | 5,0 | - | - | 4 | 1,9 |
| Kiseljak | - | - | - | - | - | - | - | - |
| Kreševo | 5 | 15,0 | 4 | 5,0 | - | - | - | - |
| Novi Travnik | 2 | 2,0 | 1 | 1,0 | - | - | - | - |
| Travnik | 32 | 20,0 | 18 | 15,0 | - | - | - | - |
| Vitez | - | - | 3 | 5,0 | - | - | - | - |
| HERCEGOVAČKO- NERETVANSKI | 1473 | 12,8 | 227 | 9,5 | 522 | 23,1 | 19.579 | 2,1 |
| Čapljina | 150 | 12,8 | 50 | 25,0 | 158 | 45,0 | 6.212 | 4,3 |
| Čitluk | 18 | 14,0 | 23 | 5,0 | 4 | 6,0 | 6.132 | 1,7 |
| Grad Mostar | 606 | 11,0 | 61 | 6,0 | 30 | 6,8 | 4.463 | 1,8 |
| Jablanica | 30 | 12,0 | - | - | 8 | 10,0 | - | - |
| Konjic | 84 | 4,0 | - | - | - | - | - | - |
| Neum | 1 | 4,0 | - | - | 3 | 5,0 | 158 | 0,5 |
| Prozor | 14 | 3,0 | 4 | 2,0 | - | - | 5 | 1,5 |
| Ravno | - | - | - | - | - | - | 240 | 1,8 |
| Stolac | 570 | 30,0 | 90 | 20,0 | 320 | 25,0 | 2.370 | 1,8 |
| ZAPADNO- HERCEGOVAČKI | 150 | 10,2 | 39 | 6,5 | 41 | 11,6 | 3.229 | 1,2 |
| Grude | 42 | 6,0 | 9 | 3,0 | 6 | 5,0 | 496 | 1,4 |
| Ljubuški | 94 | 19,0 | 28 | 14,0 | 35 | 15,0 | 2.691 | 1,2 |
| Posušje | 14 | 5,0 | 2 | 2,0 | - | - | 42 | 1,4 |
| Široki Brijeg ¹⁾ | - | - | - | - | - | - | - | - |
| 1) Bez podataka za općinu Široki Brijeg | | | | | | | | |
| KANTON SARAJEVO | 407 | 9,2 | 261 | 6,4 | 8 | 3,3 | 3 | 6,0 |
| Centar | 11 | 8,5 | 23 | 7,5 | 3 | 3,5 | - | - |
| Hadžići | 11 | 16,0 | 4 | 12,0 | - | - | - | - |
| Ilidža | 148 | 7,0 | 122 | 6,0 | 4 | 3,5 | 3 | 6,0 |
| Ilijaš | 82 | 30,0 | 21 | 10,0 | - | - | - | - |
| Novi Grad | 44 | 6,0 | 29 | 5,0 | - | - | - | - |
| Novo Sarajevo | 30 | 15,0 | 2 | 1,2 | 1 | 1,3 | - | - |
| Stari Grad | 29 | 11,0 | 32 | 9,0 | 0 | 6,0 | - | - |
| Trnovo | 2 | 8,0 | 1 | 5,5 | - | - | - | - |
| Vogošća | 50 | 8,0 | 27 | 7,0 | - | - | - | - |
| KANTON 10 | 10 | 5,9 | 6 | 4,6 | - | - | 0 | 1,2 |
| Bosansko Grahovo | - | - | - | - | - | - | - | - |
| Drvar | - | - | 5 | 5,0 | - | - | 0 | 1,2 |
| Glamoč | - | - | - | - | - | - | - | - |
| Kupres | - | - | - | - | - | - | - | - |
| Livno | 8 | 8,8 | 1 | 5,6 | - | - | - | - |
| Tomislavgrad | 2 | 5,0 | 1 | 2,5 | - | - | - | - |