

Bosna i Hercegovina
Federacija Bosne i Hercegovine
FEDERALNI ZAVOD ZA STATISTIKU

Bosnia and Herzegovina
Federation of Bosnia and Herzegovina
FEDERAL OFFICE OF STATISTICS



BILJNA PROIZVODNJA
FEDERACIJE BOSNE I HERCEGOVINE

PLANT PRODUCTION
FEDERATION OF BOSNIA AND HERZEGOVINA
2010

Sarajevo, 2011.

IZDAJE I ŠTAMPA/TISKA FEDERALNI ZAVOD ZA STATISTIKU
PUBLISHED AND PRINTED BY THE FEDERAL OFFICE OF STATISTICS
Zelenih beretki 26, 71 000 Sarajevo
Tel/Phone/Fax: +387 33 226 151
[Web stranica/Web site: www.fzs.ba](http://www.fzs.ba)
E- mail: fedstat@fzs.ba

ODGOVARA DIREKTOR: Derviš Đurđević
PERSON RESPONSIBLE: Derviš Đurđević, Director general

MOLIMO KORISNIKE OVE PUBLIKACIJE DA PRILIKOM KORIŠĆENJA PODATAKA NAVEDU IZVOR
THOSE USING DATA FROM THIS ISSUE ARE REQUESTED TO STATE THE SOURCE

SADRŽAJ
CONTENT

PREDGOVOR	5
<i>PREFACE</i>	
METODLOŠKA OBJAŠNJENJA	6
<i>METHODOLOGICAL NOTES</i>	
ZASIJANE POVRŠINE U FBiH U 2009/10	8
<i>SOWN AREA BY CANTONS IN FB&H IN 2009/10</i>	
ZASIJANE POVRŠINE USJEVA PO KANTONIMA I OPĆINAMA U 2009/10	10
<i>SOWN AREA OF SELECTED CROPS BY CANTONS AND MUNICIPALITIES IN 2009/10</i>	
PROIZVODNJA RANIH USJEVA U 2010. GODINI	14
<i>EARLY CROP PRODUCTION IN 2010</i>	
PROIZVODNJA RANOG VOĆA U 2010. GODINI	15
<i>EARLY FRUIT PRODUCTION IN 2010</i>	
PROIZVODNJA KASNIH USJEVA U 2010. GODINI	16
<i>LATE CROP PRODUCTION BY CANTONS IN 2010</i>	
PROIZVODNJA KASNOG VOĆA U 2010. GODINI	18
<i>LATE FRUIT PRODUCTION IN 2010</i>	
PRINOSI USJEVA, VOĆA I GROŽĐA PO KANTONIMA I OPĆINAMA U 2010	20
<i>CROP, FRUIT AND GRAPES PRODUCTION BY CANTONS AND MUNICIPALITIES IN 2010</i>	

SKRAĆENICE/KRATICE

ha hektar
t tona
kg kilogram

ABBREVIATIONS

*ha hectare
t ton
kg kilogram*

ZNAKOVI

- nema pojave
0 podatak je manji od 0,5
upotrijebljene jedinice mjere

SYMBOLS

- *no occurrence*
0 *Values is less than 0,5 of the unit of
measure used*

PREDGOVOR

Federalni zavod za statistiku uradio je statistički bilten “Biljna proizvodnja u Federaciji Bosne i Hercegovine u 2010.” u kojem su prezentirani podaci biljne proizvodnje, a rezultat su provedenih statističkih istraživanja prema Planu provođenja statističkih istraživanja od interesa za Federaciju Bosne i Hercegovine.

Želja nam je da našim korisnicima prezentiramo što više podataka o biljnoj proizvodnji u Federaciji Bosne i Hercegovine, kao što su podaci o zasijanim površinama u 2009/10. godini, ukupnoj proizvodnji usjeva, voća i grožđa i prosječnim prinosima istih u 2010. godini.

Podaci su dati za nivo Federacije Bosne i Hercegovine, kantona i općina.

PREFACE

The Federal Office of Statistics has completed the statistical Bulletin “Plant production in the Federation of Bosnia and Herzegovina in 2010” in which data is presented on crop production from regular statistical surveys in accordance with “The Statistical Research Programme for the Federation of Bosnia and Herzegovina”.

We want to present more data on plant production in Federation of Bosnia and Herzegovina to our users, such as: the sown area in 2009/10, total crop, fruit and grapes production and their average yield (t/ha, kg/tree and kg/vine) in 2010.

Data are presented for the Federation of Bosnia and Herzegovina, cantons and municipalities.

METODOLOŠKA OBJAŠNJENJA

Podaci o biljnoj proizvodnji prikupljaju se redovnim statističkim istraživanjima i to:

- podaci o zasijanim površinama (PO-21 i PO-22),
- podaci o ostvarenim prinosima usjeva, voća i grožđa (PO-32, PO-33, PO-34)

Podaci predstavljaju ukupno ostvarenu poljoprivrednu proizvodnju, iako se prikupljanje podataka obavlja odvojeno. Izvještajne jedinice za biljnu proizvodnju su:

- 1) poslovni subjekti, zemljoradničke zadruge i druge organizacije koje se bave poljoprivrednom proizvodnjom i dostavljaju podatke redovnim statističkim izvještajima,
- 2) individualna poljoprivredna gazdinstva/gospodarstva, a podaci se prikupljaju metodom procjene koju rade stručnjaci za poljoprivredu u općinama. Podaci se iskazuju za općinu ukupno.

Podaci o zasijanim površinama i broju stabala voća i čokota/trsova

Prvo se utvrđuju podaci o površinama pojedinih kategorija zemljišta i upoređuju sa istim podacima iz prethodne godine. Mora se voditi računa o promjenama površina pojedinih kategorija zemljišta u toku godine.

Poslije toga procjenjuju se zasijane površine na oranicama i baštama po pojedinim usjevima, broj stabala voća po vrstama voća, kao i broj čokota/trsova vinove loze (ukupan broj i broj sposobnih za rod).

Podaci o ostvarenoj proizvodnji usjeva, voća i grožđa

Požnjevena površina je površina sa koje je usjev požnjeven i ubran prinos. Požnjevena površina može biti manja od zasijane površine u slučaju ako su usjevi

METHODOLOGICAL NOTES

The data on crop production are collected through regular statistical surveys:

- *The data on sown area: surveys PO-21 and PO-22,*
- *The data on plant production-arable crop, fruit and grapes: (surveys PO-32, PO-33 and PO-34).*

The data include total production; also the data are collected separately by kind of report unit. The report units for plant production are:

- 1) *The agricultural enterprises, agricultural co-operatives and other organizations which are engaged in agriculture and data are gathered through regular statistical reports.*
- 2) *The private agricultural holdings and data are gathered through estimations. The estimations are made on a local level – for each municipality in total. The estimators are currently agricultural experts in the local authorities of municipalities.*

Data on sown area and number of fruit trees and vines

The first phase is the assessment of land use data and comparing this data with data of last year. It is important to take into account the changes of land categories during the determined year.

Then to assess total sown arable area and to make estimation on number of fruit trees and vines (total number and number of fruit-bearing trees/vines).

Crop, fruit and grape production data

Harvested area is the area on which crops are harvested and yields are gathered. It can be smaller than the sown area in the case that crops were

na nekim površinama uslijed elementarnih i drugih nepogoda uništeni, te zbog toga nije obavljena žetva niti ubran prinos.

Kod voća i čokota/trsova uzima se broj stabala i čokota/trsova sposobnih za rod, a ne broj stabala sa kojih je ubran prinos. Ako je u međuvremenu došlo do stradanja nekih stabala ili čokota/trsova podaci moraju biti umanjeni za taj broj stabala ili čokota/trsova.

Ostvareni prinos ratarskih usjeva predstavlja prinos normalne vlažnosti koji je dobiven po završenoj žetvi/berbi i vršidbi, tj. prinos po odbitku količina izgubljenih pri žetvi, prijevozu do gazdinstva/gospodarstva, vršidbi i sl.

Prinos po jedinici površine (t/ha) obračunat je na požnjevenu površinu.

Prinos po stablu i čokotu/trsu (u kg) obračunat je na stablo sposobno za rod, odnosno na čokot/trs sposoban za rod.

weather-beaten and because of the harvest was not carried out.

***The trees and vines** – are number of trees and vines capable of bearing, not tree numbers where crops were taken. In the case of harm to trees and vines this should be disposed of.*

***Realized yield crop** is the yield of standard humidity after the deduction of all losses during harvest, transport and threshing.*

***Yield per unit of area (t/ha)** is computed on the base of harvested area.*

***Yield per tree/vine (in kg)** is computed for fruit-bearing tree or vine.*

ZASIJANE POVRŠINE U JESENJOJ I PROLJETNOJ
SOWN AREA IN AUTUMN AND SPRING

	Federacija BiH Ukupno <i>Total</i>	P r e g l e d p o <i>Review by</i>				
		Unsko- sanski	Kanton Posavski	Tuzlanski	Zeničko- dobojski	Bosansko podrinjski
Zasijana oranična <i>Sown arable</i>						
Zasijano - ukupno	189359	43328	14443	56786	24555	1873
Žita	82185	23420	10175	26114	8156	132
Industrijsko bilje	1898	79	1115	381	19	-
Povrtno bilje	41969	8167	974	11852	5079	590
Stočno - krmno bilje	63308	11663	2179	18439	11302	1151
Zasijane površine <i>Sown area with</i>						
Pšenica (ozima i jara)	18056	5412	2890	3423	1952	59
Raž (ozima i jara)	1483	287	-	282	48	3
Ječam (ozimi i jari)	8166	1011	755	488	670	15
Zob (ozima i jara)	2913	1285	40	538	308	2
Kukuruz - zrno	47882	13403	6280	21228	4970	40
Soja	1042	13	960	68	1	-
Duhan	621	-	155	303	-	-
Krompir	21701	3758	300	6865	2295	350
Mrkva	1121	55	16	93	635	4
Luk crni	3010	301	62	670	773	23
Luk bijeli	763	190	19	203	63	9
Grah	5067	2761	89	718	426	32
Grašak	532	23	27	163	60	4
Kupus i kelj	3496	302	158	1200	261	44
Paradajz	1679	184	108	564	138	25
Paprika zelena	1328	200	76	538	122	31
Krastavac	1323	335	35	503	89	35
Dinje i lubenice	360	10	35	107	4	-
Djetelina	13052	1710	350	2445	3529	92
Lucerka	13778	1614	390	2379	3081	936
Grahorica	192	11	-	105	7	-
Kukuruz, zelena masa	17832	5490	1200	9001	368	25
Stočna repa	859	1	11	9	275	8
Mješ. trava, mahunjača i žita	1454	185	-	600	63	25
Travno - djetelinske smjese	15035	2289	228	3470	3919	65

SJETVI U FEDERACIJI BIH U 2009/10
IN FEDERATION OF B&H IN 2009/10

					ha
kantonima					
<i>cantons</i>					
Srednjo-bosanski	Hercegovačko-neretvanski	Zapadno-hercegovački	Kanton Sarajevo	Kanton 10	
površina					
<i>area</i>					
17367	9403	5628	5867	10110	Sown area - total
5157	1019	1366	984	5664	<i>Cereals</i>
10	94	125	76	-	<i>Industrial crops</i>
5505	3859	2127	2852	965	<i>Vegetable crops</i>
6696	4432	2010	1955	3481	<i>Fodder crops</i>
odabranih usjeva					
<i>selected crops</i>					
1745	359	445	121	1651	<i>Wheat</i>
439	17	2	50	356	<i>Rye</i>
1043	376	408	173	3227	<i>Barley</i>
461	53	1	107	119	<i>Oats</i>
1166	183	310	247	55	<i>Maize - grain</i>
-	-	-	-	-	<i>Soya</i>
-	38	125	-	-	<i>Tobacco</i>
3302	1865	1030	1222	714	<i>Potato</i>
92	73	34	99	20	<i>Carrot</i>
351	282	175	338	35	<i>Onion</i>
69	80	41	69	20	<i>Garlic</i>
613	153	57	177	41	<i>Bean</i>
70	94	20	62	10	<i>Pea</i>
610	334	240	253	94	<i>Cabbage and kale</i>
77	281	184	112	6	<i>Tomato</i>
57	191	54	56	4	<i>Green peper</i>
87	110	62	63	4	<i>Cucumber</i>
-	83	120	-	1	<i>Melon and watermelon</i>
1979	1802	525	253	367	<i>Clover</i>
1698	2206	865	309	300	<i>Lucerne</i>
3	16	40	-	10	<i>Vetch</i>
764	86	60	381	457	<i>Maize, geen mass</i>
217	49	35	181	73	<i>Forage beet</i>
110	48	415	3	5	<i>Mixture of leg.grass.and cereal</i>
1810	112	65	815	2262	<i>Mixture of grasses and clovers</i>

ZASIJANE POVRŠINE ODABRANIH USJEVA PO KANTONIMA I OPĆINAMA U 2009/2010.
SOWN AREA WITH SELECTED CROPS BY CANTONS AND MUNICIPALITIES IN 2009/2010.

	ha							
	Pšenica	Raž	Ječam	Zob	Kukuruz	Krompir	Luk crni	Grah
	<i>Wheat</i>	<i>Rye</i>	<i>Barley</i>	<i>Oats</i>	<i>Maize</i>	<i>Potato</i>	<i>Onion</i>	<i>Bean</i>
UNSKO-SANSKI	5412	287	1011	1285	13403	3758	301	2761
Bihac	506	15	167	1	205	70	9	8
Bosanska Krupa	1300	100	100	200	700	400	20	400
Bosanski Petrovac	15	25	44	50	63	108	10	11
Bužim	80	28	7	4	370	85	17	67
Cazin	2100	100	300	750	3700	1150	80	980
Ključ	50	6	28	72	500	180	15	90
Sanski Most	541	13	330	200	3165	965	100	405
Velika Kladuša	820	-	35	8	4700	800	50	800
KANTON POSAVSKI	2890	-	755	40	6280	300	62	89
Domaljevac-Šamac	290	-	55	-	700	25	4	13
Odžak	1300	-	250	40	2650	135	35	40
Orašje	1300	-	450	-	2930	140	23	36
TUZLANSKI	3423	282	488	574	21228	6865	670	718
Banovići	115	6	8	16	370	310	8	69
Čelić	195	20	85	110	500	70	47	40
Doboj Istok	100	-	15	-	210	180	8	-
Gračanica	424	15	15	20	2853	900	94	40
Gradačac	1200	-	10	37	4310	650	200	200
Kalesija	237	20	84	57	2880	730	35	75
Kladanj	32	2	1	3	320	280	16	12
Lukavac	715	190	200	220	3800	830	40	60
Šapna	50	-	4	4	220	180	3	2
Srebrenik	95	9	26	77	2223	365	99	50
Teočak	30	-	10	10	467	70	10	10
Tuzla	90	5	10	-	1110	500	20	10
Živinice	140	15	20	20	1965	1800	90	150
ZENIČKO-DOBOJSKI	1952	48	670	308	4970	2295	773	426
Breza	42	-	35	10	18	170	25	20
Doboj Jug	26	-	4	5	58	25	3	5
Kakanj	110	2	40	6	130	180	42	55
Maglaj	48	4	16	-	137	156	19	19
Olovo	8	-	3	5	20	50	4	15
Tešanj	380	-	45	30	1600	300	40	40
Usora	470	20	380	200	1700	45	2	5
Vareš	2	-	10	5	2	65	4	3
Visoko	272	4	22	7	260	480	23	190
Zavidovići	280	2	3	3	320	140	7	32
Zenica	284	15	67	35	250	602	601	31
Žepče	30	1	45	2	475	82	3	11
BOSANSKO-PODRINJSKI	59	3	15	2	40	350	23	32
Foča	10	-	1	-	2	54	6	5
Goražde	45	3	12	2	35	286	12	24
Pale	4	-	2	-	3	10	5	3

nastavak

continued

ha

	Pšenica <i>Wheat</i>	Raž <i>Rye</i>	Ječam <i>Barley</i>	Zob <i>Oats</i>	Kukuruz <i>Maize</i>	Krompir <i>Potato</i>	Luk crni <i>Onion</i>	Grah <i>Bean</i>
SREDNJOBOSANSKI	1745	439	1043	461	1166	3302	351	613
Bugojno	173	133	250	70	40	388	70	60
Busovača	150	20	30	70	310	210	13	85
Dobretići	-	-	1	10	1	2	-	-
Donji Vakuf	80	13	30	10	20	20	3	30
Fojnica	118	40	40	26	32	500	80	70
Gornji Vakuf-Uskoplje	280	28	180	33	12	750	12	10
Jajce	45	-	67	10	190	525	35	210
Kiseljak	110	90	40	12	85	130	60	40
Kreševo	7	4	20	3	6	130	24	33
Novi Travnik	150	78	80	77	30	135	4	10
Travnik	342	23	100	20	80	220	30	25
Vitez	290	10	205	120	360	292	20	40
HERCEGOVAČKO- NERETVANSKI	359	17	376	53	183	1865	282	153
Čapljina	5	-	8	-	5	120	3	3
Čitluk	125	-	60	5	45	400	30	25
Grad Mostar	22	4	7	2	20	420	67	57
Jablanica	-	-	20	8	30	110	30	10
Konjic	6	2	120	20	25	210	100	30
Neum	75	10	71	-	8	65	11	11
Prozor-Rama	6	1	20	1	30	340	28	13
Ravno	30	-	30	10	10	20	5	2
Stolac	90	-	40	7	10	180	8	2
ZAPADNO- HERCEGOVAČKI	445	2	408	1	310	1030	175	57
Grude	80	-	160	-	-	380	25	15
Ljubuški	190	-	155	-	150	310	130	20
Posušje	175	2	93	1	160	340	20	22
Široki Brijeg ¹⁾	-	-	-	-	-	-	-	-
<i>1) Bez podataka za općinu Široki Brijeg</i>								
KANTON SARAJEVO	121	50	172	107	247	1222	338	177
Centar	-	-	-	1	1	30	14	-
Hadžići	57	27	28	20	-	392	26	43
Iliđža	12	-	24	10	81	235	102	60
Ilijaš	25	17	95	65	130	155	17	35
Novi Grad	14	-	4	2	24	139	118	11
Novo Sarajevo	-	-	-	-	1	16	11	9
Stari Grad	-	-	-	-	-	30	15	6
Trnovo	-	-	14	3	-	75	15	5
Vogošća	13	6	7	7	10	150	20	8
KANTON 10	1651	356	3227	119	55	714	35	41
Bosansko Grahovo	120	5	20	12	3	31	1	1
Drvar	11	-	17	3	42	57	5	21
Glamoč	520	65	450	22	-	256	10	3
Kupres	-	37	170	22	-	20	0	-
Livno	565	100	2120	40	10	220	15	14
Tomislavgrad	435	150	450	20	-	130	4	2

nastavak

continued

	ha							
	Kupus i kelj <i>Cabbage and kale</i>	Paradajz <i>Tomato</i>	Paprika, zelena <i>Green paper</i>	Djetelina <i>Clover</i>	Lucerka <i>Lucerne</i>	Kukuruz, zeleni <i>Maize, green</i>	Stočna repa <i>Forage beet</i>	Trav.djet. smjese <i>Grass.clov. mixtures</i>
UNSKO-SANSKI	302	184	200	1710	1614	5490	1	2289
Bihać	20	6	3	35	31	280	-	3
Bosanska Krupa	30	25	25	360	410	1570	-	350
Bosanski Petrovac	-	-	-	6	-	45	-	-
Bužim	4	8	7	700	650	180	-	1000
Cazin	10	10	10	240	130	1200	-	550
Ključ	10	15	12	51	61	800	1	61
Sanski Most	128	105	128	158	132	1215	-	125
Velika Kladuša	100	15	15	160	200	200	-	200
KANTON POSAVSKI	158	108	76	350	390	1200	11	228
Domaljevac-Šamac	10	12	12	60	10	-	-	0
Odžak	115	60	35	230	210	1200	5	220
Orašje	33	36	29	60	170	-	6	8
TUZLANSKI	1200	564	538	2445	2379	9001	9	3470
Banovići	6	19	15	7	7	40	-	5
Čelić	10	12	12	310	300	150	-	150
Doboj Istok	2	2	1	250	180	60	-	440
Gračanica	40	35	30	550	500	800	-	480
Gradačac	810	95	95	30	27	3000	4	350
Kalesija	55	45	40	70	300	1180	-	880
Kladanj	1	1	1	8	3	18	1	5
Lukavac	130	100	120	70	80	1000	-	75
Šapna	1	3	2	135	122	80	-	115
Srebrenik	85	58	52	245	330	135	4	285
Teočak	-	4	-	220	210	-	-	163
Tuzla	10	20	20	200	120	402	-	222
Živinice	50	170	150	350	200	2136	-	300
ZENIČKO-DOBOJSKI	261	138	122	3529	3081	368	275	3919
Breza	10	10	5	290	360	80	60	370
Doboj Jug	2	4	5	95	98	40	-	95
Kakanj	13	17	17	287	305	43	20	255
Maglaj	8	5	4	88	71	50	5	154
Olovo	2	4	4	4	4	-	2	2
Tešanj	50	25	20	1300	1100	60	70	600
Usora	3	2	2	35	35	-	-	30
Vareš	4	-	-	10	6	-	1	60
Visoko	120	21	30	810	837	37	81	1852
Zavidovići	8	10	12	210	70	20	2	70
Zenica	40	35	20	25	20	30	34	31
Žepče	2	5	4	375	175	8	-	400
BOSANSKO-PODRINJSKI	44	25	31	92	936	25	8	65
Foča	3	4	8	30	35	4	6	35
Goražde	38	20	22	53	892	21	-	20
Pale	3	1	1	9	9	-	2	10

continued

	ha							
	Kupus i kelj <i>Cabbage and kale</i>	Paradajz <i>Tomato</i>	Paprika, zelena <i>Green paper</i>	Djetelina <i>Clover</i>	Lucerka <i>Lucerne</i>	Kukuruz, zeleni <i>Maize, green</i>	Stočna repa <i>Forage beet</i>	Travn.djet. smjese <i>Grass.clov. mixtures</i>
SREDNJOBOSANSKI	610	77	57	1979	1698	764	217	1810
Bugojno	160	10	8	351	530	160	30	120
Busovača	15	10	10	96	7	15	14	55
Dobretići	-	-	-	-	-	10	-	-
Donji Vakuf	20	5	3	20	10	100	5	30
Fojnica	6	5	4	96	47	12	15	58
Gornji Vakuf	140	2	2	703	564	50	3	928
Jajce	65	12	5	145	60	75	25	90
Kiseljak	80	5	5	90	60	26	55	100
Kreševo	51	8	4	160	70	4	60	20
Novi Travnik	3	3	2	110	70	25	5	14
Travnik	60	7	6	80	100	132	5	70
Vitez	10	10	8	128	180	155	-	325
HERCEGOVAČKO- NERETVANSKI	334	281	191	1802	2206	86	49	112
Čapljina	100	60	60	-	-	-	-	0
Čitluk	20	20	10	174	208	20	3	13
Grad Mostar	60	69	51	151	43	41	1	50
Jablanica	35	20	10	40	35	-	10	23
Konjic	85	60	30	30	35	10	15	10
Neum	6	8	4	60	75	11	13	10
Prozor-Rama	18	34	15	1289	1770	-	7	6
Ravno	-	2	2	40	40	-	-	-
Stolac	10	8	9	18	-	4	-	-
ZAPADNO- HERCEGOVAČKI	240	184	54	525	865	60	35	65
Grude	20	20	15	170	140	50	15	20
Ljubuški	90	160	35	130	600	10	-	15
Posušje	130	4	4	225	125	-	20	30
Široki Brijeg ¹⁾	-	-	-	-	-	-	-	-
<i>1) Bez podataka za općinu Široki Brijeg</i>								
KANTON SARAJEVO	253	112	56	253	309	381	181	815
Centar	4	3	1	2	6	32	2	2
Hadžići	20	9	8	10	240	324	15	6
Ilidža	106	30	17	135	30	25	130	221
Ilijaš	25	12	12	35	3	-	18	25
Novi Grad	73	37	10	26	22	-	-	59
Novo Sarajevo	5	8	2	-	-	-	-	2
Stari Grad	10	3	-	-	-	-	-	-
Trnovo	-	-	-	40	5	-	11	500
Vogošća	10	10	6	5	3	-	5	-
KANTON 10	94	6	4	367	300	457	73	2262
Bosansko Grahovo	2	0	-	4	-	-	-	-
Drvar	6	2	2	14	-	-	1	8
Glamoč	4	-	-	31	-	10	12	15
Kupres	2	-	-	-	-	-	-	6
Livno	30	3	1	68	120	25	10	1890
Tomislavgrad	50	1	1	250	180	422	50	343

PROIZVODNJA RANIH USJEVA U 2010. GODINI

PRODUCTION OF EARLY CROPS IN 2010.

	Pšenica <i>Wheat</i>	Raž <i>Rye</i>	Ječam <i>Barley</i>	Zob <i>Oats</i>
Požnjevena površina, ha <i>Harvested area, ha</i>				
Federacija Bosne i Hercegovine	17282	1378	8012	2658
Unsko-sanski	5367	261	1011	1088
Kanton Posavski	2560	-	665	40
Tuzlanski	3317	261	462	515
Zeničko-dobojski	1767	46	663	301
Bosansko-podrinjski	58	3	15	2
Srednjobosanski	1735	421	1021	439
Hercegovačko neretvanski	349	17	376	53
Zapadno-hercegovački	445	2	408	1
Kanton Sarajevo	112	46	172	103
Kanton 10	1573	322	3219	117
Ukupna proizvodnja, tona <i>Total production, tons</i>				
Federacija Bosne i Hercegovine	50406	4003	20046	5824
Unsko-sanski	12506	640	2228	1887
Kanton Posavski	8135	-	2052	100
Tuzlanski	10079	668	1301	1307
Zeničko-dobojski	5624	134	2030	852
Bosansko-podrinjski	222	8	43	5
Srednjobosanski	5554	1314	3176	1105
Hercegovačko neretvanski	1001	34	1044	124
Zapadno-hercegovački	1107	4	952	2
Kanton Sarajevo	372	134	370	226
Kanton 10	5805	1068	6850	216
Prosječan prinos, t/ha <i>Yield t/ha</i>				
Federacija Bosne i Hercegovine	2,9	2,9	2,5	2,2
Unsko-sanski	2,3	2,5	2,2	1,7
Kanton Posavski	3,2	-	3,1	2,5
Tuzlanski	3,0	3,0	2,8	2,5
Zeničko-dobojski	3,2	3,2	3,1	2,8
Bosansko-podrinjski	3,8	2,8	2,9	2,6
Srednjobosanski	3,2	3,1	3,1	2,5
Hercegovačko neretvanski	2,9	2,0	2,8	2,4
Zapadno-hercegovački	2,5	2,2	2,3	2,2
Kanton Sarajevo	3,3	2,9	2,2	2,2
Kanton 10	3,7	3,3	2,1	1,8

PROIZVODNJA RANOG VOĆA U 2010. GODINI
PRODUCTION OF EARLY FRUIT IN 2010.

	Trešnje <i>Cherry</i>	Višnje <i>Sour cherry</i>	Kajsije <i>Apricot</i>
Broj stabala sposobnih za rod <i>Number of bearing trees</i>			
Federacija Bosne i Hercegovine	441614	182222	73966
Unsko-sanski	33161	6645	2124
Kanton Posavski	1640	2150	1020
Tuzlanski	108333	47207	39303
Zeničko-dobojski	62410	43480	3805
Bosansko-podrinjski	31420	9065	100
Srednjobosanski	14130	6760	10
Hercegovačko neretvanski	131625	20510	21909
Zapadno-hercegovački	14360	5380	3450
Kanton Sarajevo	42845	39625	2245
Kanton 10	1690	1400	-
Ukupna proizvodnja, tona <i>Total production, tons</i>			
Federacija Bosne i Hercegovine	5336	1588	871
Unsko-sanski	178	38	7
Kanton Posavski	33	29	7
Tuzlanski	1401	467	319
Zeničko-dobojski	641	319	48
Bosansko-podrinjski	585	48	1
Srednjobosanski	380	119	-
Hercegovačko neretvanski	1540	195	437
Zapadno-hercegovački	144	33	41
Kanton Sarajevo	414	320	12
Kanton 10	21	21	-
Prosječan prinos, kg/stablu <i>Yield kg/tree</i>			
Federacija Bosne i Hercegovine	12,1	8,7	11,8
Unsko-sanski	5,4	5,7	3,1
Kanton Posavski	19,8	13,5	6,4
Tuzlanski	12,9	9,9	8,1
Zeničko-dobojski	10,3	7,3	12,5
Bosansko-podrinjski	18,6	5,3	7,0
Srednjobosanski	26,9	17,6	-
Hercegovačko neretvanski	11,7	9,5	20,0
Zapadno-hercegovački	10,0	6,0	11,9
Kanton Sarajevo	9,7	8,1	5,2
Kanton 10	12,4	14,8	-

PROIZVODNJA KASNIH USJEVA U 2010. GODINI

PRODUCTION OF LATE CROPS IN 2010.

	Kukuruz	Krompir	Grah	Luk crni	Kupus i kelj	Paradajz
	<i>Maize-grain</i>	<i>Potato</i>	<i>Bean</i>	<i>Onion</i>	<i>Cabbage and kale</i>	<i>Tomato</i>

Požnjevena površina, ha

Harvested area, ha

Federacija Bosne i Hercegovine	46714	21362	4926	2986	3463	1670
Unsko-sanski	13353	3758	2731	301	297	179
Kanton Posavski	5630	255	80	56	153	105
Tuzlanski	20821	6756	630	666	1180	564
Zeničko-dobojski	4920	2293	425	772	261	138
Bosansko-podrinjski	40	350	32	23	44	25
Srednjobosanski	1156	3197	613	351	610	77
Hercegovačko-neretvanski	183	1865	153	282	334	281
Zapadno-hercegovački	310	1030	44	175	240	184
Kanton Sarajevo	249	1202	177	326	251	111
Kanton 10	52	656	41	35	93	6

Ukupna proizvodnja, tona

Total production, tons

Federacija Bosne i Hercegovine	203548	212868	6599	25926	48674	19722
Unsko-sanski	61237	38536	2960	2819	5368	3071
Kanton Posavski	27231	4000	166	892	6250	2250
Tuzlanski	86641	58198	697	3595	8520	3259
Zeničko-dobojski	22965	21585	905	10214	4856	1144
Bosansko-podrinjski	63	7760	52	242	619	226
Srednjobosanski	2970	25149	985	2104	7551	355
Hercegovačko-neretvanski	657	26055	228	2621	8683	6701
Zapadno-hercegovački	622	7335	74	1217	2097	1828
Kanton Sarajevo	1025	11557	476	1925	2589	844
Kanton 10	138	12694	56	297	2142	44

Prosječan prinos, t/ha

Yield t/ha

Federacija Bosne i Hercegovine	4,4	10,0	1,3	8,7	14,1	11,8
Unsko-sanski	4,6	10,3	1,1	9,4	18,1	17,2
Kanton Posavski	4,8	15,7	2,1	15,9	40,8	21,4
Tuzlanski	4,2	8,6	1,1	5,4	7,2	5,8
Zeničko-dobojski	4,7	9,4	2,1	13,2	18,6	8,3
Bosansko-podrinjski	1,6	22,2	1,6	10,5	14,1	9,0
Srednjobosanski	2,6	7,9	1,6	6,0	12,4	4,6
Hercegovačko-neretvanski	3,6	14,0	1,5	9,3	26,0	23,8
Zapadno-hercegovački	2,0	7,1	1,7	7,0	8,7	9,9
Kanton Sarajevo	4,2	9,6	2,7	5,9	10,3	7,6
Kanton 10	2,7	19,3	1,4	8,5	23,1	7,4

continued

	Paprika <i>Green paper</i>	Djetelina <i>Clover</i>	Lucerka <i>Lucerne</i>	Kukuruz, zeleni <i>Maize, green</i>	Stočna repa <i>Forage beet</i>	Travno djet.smjese <i>Grass.clov. mixtures</i>
--	--	-----------------------------------	----------------------------------	---	--	--

Požnjevena površina, hektara

Harvested area, ha

Federacija Bosne i Hercegovine	1319	12958	13680	16563	836	14683
Unsko-sanski	195	1710	1614	5381	1	2289
Kanton Posavski	73	320	375	115	11	208
Tuzlanski	538	2443	2353	8953	8	3434
Zeničko-dobojski	122	3529	3081	363	259	3916
Bosansko-podrinjski	31	92	936	25	8	65
Srednjobosanski	57	1977	1698	753	212	1780
Hercegovačko-neretvanski	191	1782	2176	86	49	99
Zapadno-hercegovački	54	525	865	60	35	65
Kanton Sarajevo	55	217	282	376	180	565
Kanton 10	4	363	300	451	73	2262

Ukupna proizvodnja, tona

Total production, tons

Federacija Bosne i Hercegovine	13432	48541	55579	321607	11933	55484
Unsko-sanski	3676	5786	5552	141790	11	7668
Kanton Posavski	847	1816	1731	5750	166	1006
Tuzlanski	2120	9437	9266	131844	180	9319
Zeničko-dobojski	888	16082	15893	4975	3384	17592
Bosansko-podrinjski	272	403	7351	861	92	326
Srednjobosanski	255	9291	8536	11778	2890	9566
Hercegovačko-neretvanski	4697	2696	2917	827	955	280
Zapadno-hercegovački	219	1107	1884	270	105	132
Kanton Sarajevo	429	766	1400	11256	2535	1823
Kanton 10	30	1159	1050	12255	1615	7773

Prosječan prinos, t/ha

Yield t/ha

Federacija Bosne i Hercegovine	10,2	3,7	4,1	19,4	14,3	3,8
Unsko-sanski	18,8	3,4	3,4	26,4	11,0	3,3
Kanton Posavski	11,6	5,7	4,6	50,0	15,1	4,8
Tuzlanski	3,9	3,9	3,9	14,7	22,5	2,7
Zeničko-dobojski	7,3	4,6	5,2	13,7	13,1	4,5
Bosansko-podrinjski	8,8	4,4	7,9	34,4	11,5	5,0
Srednjobosanski	4,5	4,7	5,0	15,6	13,6	5,4
Hercegovačko-neretvanski	24,7	1,5	1,3	9,7	19,5	2,8
Zapadno-hercegovački	4,0	2,1	2,2	4,5	3,0	2,0
Kanton Sarajevo	7,9	3,5	5,0	29,9	14,1	3,2
Kanton 10	7,6	3,2	3,5	27,2	22,1	3,4

PROIZVODNJA KASNOG VOĆA U 2010. GODINI

PRODUCTION OF LATE FRUIT IN 2010.

	Jabuke <i>Apple</i>	Kruške <i>Pear</i>	Šljive <i>Plum</i>	Breskve <i>Peach</i>	Orasi <i>Walnut</i>
--	------------------------	-----------------------	-----------------------	-------------------------	------------------------

Broj stabala sposobnih za rod

Number of bearing trees

Federacija Bosne i Hercegovine	2471700	1105923	5516094	515493	339767
Unsko-sanski	150991	57081	975935	3120	77010
Kanton Posavski	11200	5150	71500	1826	3215
Tuzlanski	1033094	458890	2328260	41065	75785
Zeničko-dobojski	412108	157806	558145	4950	28500
Bosansko-podrinjski	125000	54300	256100	600	49050
Srednjobosanski	202300	97800	360500	50	28680
Hercegovačko neretvanski	275585	87555	571285	453435	34486
Zapadno-hercegovački	15255	5250	14700	7950	7480
Kanton Sarajevo	228617	174091	302679	2480	19761
Kanton 10	17550	8000	76990	17	15800

Ukupna proizvodnja, tona

Total production, tons

Federacija Bosne i Hercegovine	26032	9053	56557	8038	2798
Unsko-sanski	1664	350	7477	8	310
Kanton Posavski	214	91	920	14	41
Tuzlanski	8690	2851	26884	296	516
Zeničko-dobojski	5831	1890	5738	56	357
Bosansko-podrinjski	1265	366	499	2	721
Srednjobosanski	2782	1062	3501	0	311
Hercegovačko neretvanski	1865	483	8462	7522	190
Zapadno-hercegovački	127	26	41	121	62
Kanton Sarajevo	3393	1841	1603	16	196
Kanton 10	202	93	1431	0	94

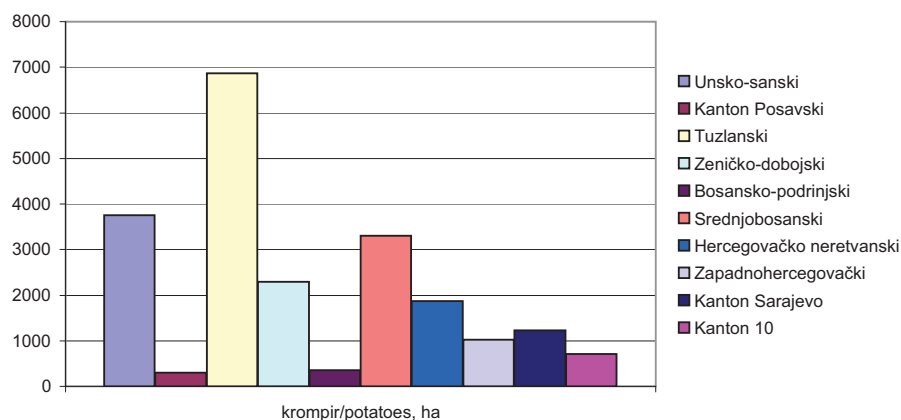
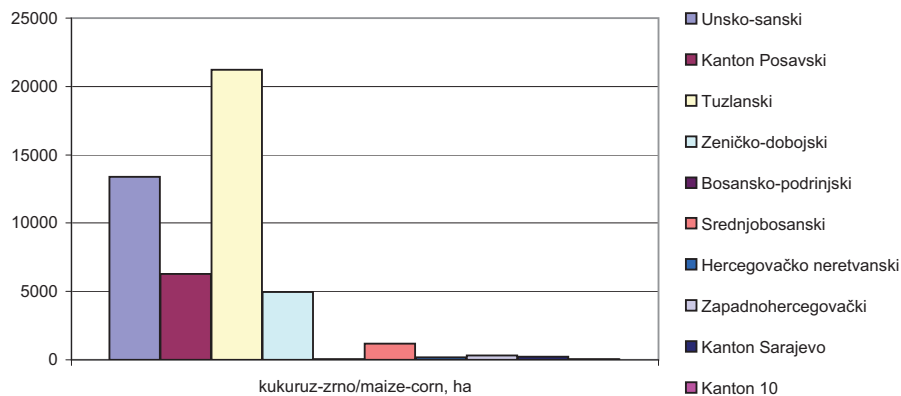
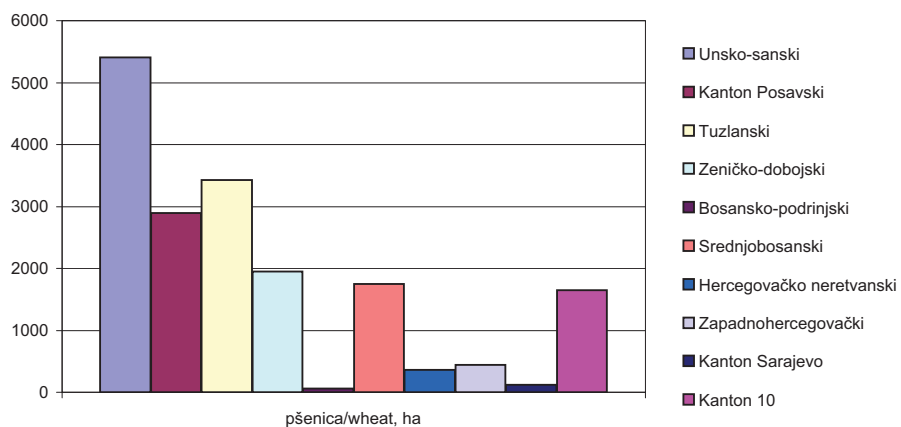
Prosječan prinos, kg po stablu

Yield kg/tree

Federacija Bosne i Hercegovine	10,5	8,2	10,3	15,6	8,2
Unsko-sanski	11,0	6,1	7,7	2,7	4,0
Kanton Posavski	19,1	17,6	12,9	7,9	12,8
Tuzlanski	8,4	6,2	11,5	7,2	6,8
Zeničko-dobojski	14,1	12,0	10,3	11,3	12,5
Bosansko-podrinjski	10,1	6,7	1,9	3,3	14,7
Srednjobosanski	13,8	10,9	9,7	3,4	10,9
Hercegovačko neretvanski	6,8	5,5	14,8	16,6	5,5
Zapadno-hercegovački	8,3	5,0	2,8	15,2	8,3
Kanton Sarajevo	14,8	10,6	5,3	6,5	9,9
Kanton 10	11,5	11,7	18,6	15,0	5,9

ZASIJANE POVRŠINE GLAVNIH RATARSKIH USJEVA PO KANTONIMA, 2010

SOWN AREA WITH MAIN CROPS BY CANTONS, 2010



PRINOSI USJEVA, VOĆA I GROŽĐA PO KANTONIMA I OPĆINAMA U 2010. GODINI
CROP, FRUIT AND GRAPES PRODUCTION BY CANTONS AND MUNICIPALITIES IN 2010.

	Pšenica <i>Wheat</i>		Raž <i>Rye</i>		Ječam <i>Barley</i>		Zob <i>Oats</i>		Kukuruz-zrno <i>Maize - grain</i>	
	ukupan prinos, t <i>total pro- duction, t</i>	prinos t/ha <i>yield t/ha</i>	ukupan prinos, t <i>total pro- duction, t</i>	prinos t/ha <i>yield t/ha</i>	ukupan prinos, t <i>total pro- duction, t</i>	prinos t/ha <i>yield t/ha</i>	ukupan prinos, t <i>total pro- duction, t</i>	prinos t/ha <i>yield t/ha</i>	ukupan prinos, t <i>total pro- duction, t</i>	prinos t/ha <i>yield t/ha</i>
	UNSKO-SANSKI	12506	2,5	640	2,5	2228	2,2	1887	1,7	61237
Bihać	1012	2,0	23	1,5	200	1,2	1	1,0	820	4,0
Bosanska Krupa	3900	3,0	290	2,9	250	2,5	10	2,0	2795	4,3
Bosanski Petrovac	47	3,1	75	3,0	123	2,8	105	2,1	189	3,0
Bužim	240	3,0	4	2,0	14	2,0	8	2,0	1480	4,0
Cazin	3990	1,9	190	1,9	390	1,3	1050	1,4	7030	1,9
Ključ	125	2,5	18	3,0	90	3,2	189	2,7	2500	5,0
Sanski Most	1389	2,8	40	3,1	1056	3,2	500	2,5	20573	6,5
Velika Kladuša	1804	2,2	-	-	105	3,0	24	3,0	25850	5,5
KANTON POSAVSKI	8135	4,5	-	-	2052	3,1	100	3,7	27231	4,8
Domaševac-Šamac	840	4,0	-	-	147	4,2	-	-	2500	5,0
Odžak	2990	2,3	-	-	575	2,3	100	2,5	13475	5,5
Orašje	4305	4,1	-	-	1330	3,5	-	-	11256	4,2
TUZLANSKI	10079	3,0	668	2,6	1301	2,8	1307	2,5	86641	4,2
Banovići	277	2,8	13	2,5	12	2,3	39	2,3	1480	4,0
Čelić	741	3,8	60	3,0	323	3,8	300	3,0	3000	6,0
Doboj Istok	200	2,0	-	-	23	1,5	-	-	840	4,0
Gračanica	1197	3,0	35	2,3	35	2,3	10	2,0	11184	4,0
Gradačac	3840	3,2	-	-	30	3,0	96	3,0	19395	4,5
Kalesija	704	3,0	54	2,7	226	2,8	130	2,6	11520	4,0
Kladanj	112	3,5	5	3,0	3	3,0	26	3,5	756	2,8
Lukavac	1929	2,9	425	2,5	450	2,5	391	2,3	14000	4,0
Sapna	150	3,0	-	-	8	2,1	5	1,8	880	4,0
Srebrenik	238	2,5	18	2,0	86	3,3	158	2,1	8672	3,9
Teočak	75	2,5	-	-	20	2,0	22	2,2	2428	5,2
Tuzla	252	2,8	10	2,0	20	2,0	10	2,0	4430	4,0
Živinice	364	2,8	50	3,3	66	3,3	120	3,0	8057	4,1
ZENIČKO-DOBOJSKI	5624	3,2	134	2,9	2030	3,1	852	2,8	22965	4,7
Breza	147	3,5	-	-	112	3,2	30	3,0	63	3,5
Doboj Jug	31	1,2	-	-	6	1,4	7	1,4	145	2,5
Kakanj	330	3,0	5	2,5	120	3,0	15	2,5	585	4,5
Maglaj	154	3,2	7	2,4	45	2,8	-	-	343	2,5
Olovo	15	3,0	-	-	6	3,0	15	3,0	60	3,0
Tešanj	1140	3,0	-	-	120	3,0	66	2,2	5600	3,5
Usora	1410	3,0	60	3,0	1140	3,0	600	3,0	11050	6,5
Vareš	4	2,0	-	-	20	2,0	10	2,0	4	2,0
Visoko	1080	4,0	12	3,0	77	3,5	-	-	780	3,0
Zavidovići	200	2,0	2	2,0	4	2,0	6	2,0	1120	3,5
Zenica	993	3,5	44	2,9	200	3,0	95	2,7	840	4,2
Žepče	120	4,0	4	4,0	180	4,0	8	4,0	2375	5,0
BOSANSKO- PODRINJSKI	222	3,8	8	2,8	43	2,9	5	2,6	63	1,6
Foča	40	4,0	-	-	2	2,0	-	-	8	4,0
Goražde	176	3,9	8	2,8	37	3,1	5	2,6	46	1,3
Pale	6	2,0	-	-	4	2,0	-	-	9	3,0

nastavak
continued

	Pšenica <i>Wheat</i>		Raž <i>Rye</i>		Ječam <i>Barley</i>		Zob <i>Oats</i>		Kukuruz-zrno <i>Maize - grain</i>	
	ukupan prinos, t <i>total pro- duction, t</i>	prinos t/ha <i>yield t/ha</i>	ukupan prinos, t <i>total pro- duction, t</i>	prinos t/ha <i>yield t/ha</i>	ukupan prinos, t <i>total pro- duction, t</i>	prinos t/ha <i>yield t/ha</i>	ukupan prinos, t <i>total pro- duction, t</i>	prinos t/ha <i>yield t/ha</i>	ukupan prinos, t <i>total pro- duction, t</i>	prinos t/ha <i>yield t/ha</i>
	SREDNJOBOSANSKI	5554	3,2	1314	3,1	3176	3,1	1105	2,5	2970
Bugojno	687	4,0	472	3,6	750	3,0	210	3,0	180	4,5
Busovača	203	1,4	23	1,5	34	1,3	85	1,3	310	1,0
Dobretići	-	-	-	-	-	1,9	7	1,9	1	0,5
Donji Vakuf	320	4,0	52	4,0	75	-	-	-	70	3,5
Fojnica	366	3,1	90	3,0	90	2,8	73	2,8	90	2,8
Gornji Vakuf-Uskoplje	840	3,0	78	2,8	576	2,8	92	2,8	38	3,2
Jajce	167	3,7	-	-	201	3,0	30	3,0	475	2,5
Kiseljak	374	3,4	306	3,4	128	3,5	42	3,5	230	2,7
Kreševo	18	2,5	12	3,0	60	2,5	8	2,5	12	2,0
Novi Travnik	420	2,8	188	2,5	192	2,1	159	2,1	75	2,5
Travnik	946	2,8	54	2,3	250	2,0	40	2,0	160	2,0
Vitez	1214	4,2	40	4,0	820	4,0	360	3,0	1330	3,8
HERCEGOVAČKO- NERETVANSKI	1.001	2,9	34	2,0	1044	2,8	124	2,4	657	3,6
Čapljina	20	4,0	-	-	28	3,5	-	-	25	5,0
Čitluk	375	3,0	-	-	192	3,2	9	1,7	135	3,0
Grad Mostar	42	1,9	7	1,8	12	1,7	3	1,5	40	2,0
Jablanica	-	-	-	-	100	5,0	40	5,0	150	5,0
Konjic	12	2,0	5	2,5	300	2,5	40	2,0	75	3,0
Neum	188	2,5	20	2,0	178	2,5	-	-	56	7,0
Prozor-Rama	15	2,5	2	2,0	40	2,0	1	1,0	120	4,0
Ravno	80	4,0	-	-	75	2,5	15	1,5	50	5,0
Stolac	270	3,0	-	-	120	3,0	16	2,5	6	0,6
ZAPADNO- HERCEGOVAČKI	1107	2,5	4	2,2	952	2,3	2	2,2	622	2,0
Grude	240	3,0	-	-	400	2,5	-	-	0	0,0
Ljubuški	456	2,4	-	-	357	2,3	-	-	510	3,4
Posušje	411	2,4	4	2,2	195	2,1	2	2,2	112	0,7
Široki Brijeg ¹⁾	-	-	-	-	-	-	-	-	-	-
1) Bez podataka za općinu Široki Brijeg										
KANTON SARAJEVO	372	3,3	134	2,9	369	2,2	225	2,2	1.025	4,2
Centar	-	-	-	-	-	-	-	1,2	2	2,0
Hadžići	204	4,0	90	4,0	84	3,0	60	3,0	-	-
Ilidža	46	3,8	-	3,8	57	2,4	25	2,5	170	2,1
Ilijaš	75	3,0	43	3,0	190	2,0	130	2,0	780	6,0
Novi Grad	39	2,8	-	2,8	10	2,5	4	2,2	55	2,3
Novo Sarajevo	-	-	-	-	-	-	-	-	3	3,0
Stari Grad	-	-	-	-	-	-	-	-	-	-
Trnovo	-	-	-	-	25	1,8	4	1,7	-	-
Vogošća	9	0,9	2	0,9	3	0,5	2	0,5	15	1,5
KANTON 10	5805	3,6	1068	3,3	6850	2,1	216	1,8	138	2,7
Bosansko Grahovo	233	2,2	11	2,3	22	1,8	14	1,4	-	-
Drvar	15	1,4	-	-	31	1,8	5	1,8	122	2,9
Glamoč	2400	5,0	193	3,5	1575	3,5	55	2,5	-	-
Kupres	-	-	24	2,0	255	1,5	33	1,5	-	-
Livno	1300	2,3	240	2,4	3392	1,6	48	1,2	16	1,6
Tomislavgrad	1857	4,5	600	4,0	1575	3,5	60	3,0	-	-

nastavak
continued

	Krompir <i>Potato</i>		Grah <i>Bean</i>		Luk crni <i>Onion</i>		Kupus i kelj <i>Cabbage and kale</i>		Paradajz <i>Tomato</i>	
	ukupan prinos, t <i>total pro- duction, t</i>	prinos t/ha <i>yield t/ha</i>	ukupan prinos, t <i>total pro- duction, t</i>	prinos t/ha <i>yield t/ha</i>	ukupan prinos, t <i>total pro- duction, t</i>	t/ha <i>yield t/ha</i>	ukupan prinos, t <i>total pro- duction, t</i>	prinos t/ha <i>yield t/ha</i>	ukupan prinos, t <i>total pro- duction, t</i>	prinos t/ha <i>yield t/ha</i>
	UNSKO-SANSKI	38536	10,3	2960	1,1	2819	9,4	5368	18,1	3071
Bihać	840	12,0	10	1,2	33	3,7	380	19,0	23	3,8
Bosanska Krupa	7200	18,0	518	1,4	100	5,0	375	15,0	300	15,0
Bosanski Petrovac	1836	17,0	15	1,4	150	15,0	-	-	-	-
Bužim	723	8,5	101	1,5	145	8,5	28	7,0	96	12,0
Cazin	1380	1,2	196	0,2	136	1,7	18	1,8	15	1,5
Ključ	720	4,0	225	2,5	75	5,0	70	7,0	75	5,0
Sanski Most	21037	21,8	1256	3,1	1980	19,8	3597	28,1	2457	23,4
Velika Kladuša	4800	6,0	640	0,8	200	4,0	900	9,0	105	7,0
KANTON POSAVSKI	4000	15,7	166	2,1	892	15,9	6250	31,8	2250	21,4
Domašjevac-Šamac	80	4,0	10	1,0	12	4,0	80	10,0	90	10,0
Odžak	3000	25,0	120	3,0	700	20,0	5750	50,0	1800	30,0
Orašje	920	8,0	36	1,2	180	10,0	420	14,0	360	10,0
TUZLANSKI	58198	11,2	697	0,9	3595	6,0	8520	8,3	3259	4,4
Banovići	2480	8,0	69	1,0	24	3,0	30	5,0	228	12,0
Čelić	560	8,0	60	1,5	282	6,0	100	10,0	96	8,0
Doboj Istok	1050	7,0	-	-	120	15,0	40	20,0	40	20,0
Gračanica	6968	8,0	48	1,2	728	8,0	600	15,0	350	10,0
Gradačac	3900	6,0	160	0,8	900	4,5	4860	6,0	285	33,0
Kalesija	8760	12,0	75	10,7	140	4,0	123	3,5	158	3,5
Kladanj	1950	7,5	10	0,8	48	3,2	8	8,0	5	4,5
Lukavac	8800	11,0	20	0,5	240	6,0	1950	15,0	1000	10
Sapna	1440	8,0	2	0,8	6	2,0	7	7,0	12	4,0
Srebrenik	5110	14,0	60	1,2	604	6,1	383	4,5	174	3,0
Teočak	560	8,0	4	0,4	50	5,0	-	-	32	8,0
Tuzla	6000	12,0	40	4,0	120	6,0	120	12,0	200	10,0
Živinice	10620	5,9	150	1,0	333	3,7	300	6,0	680	4,0
ZENIČKO-DOBOJSKI	21585	9,4	905	2,1	10214	13,2	4856	18,6	1144	8,3
Breza	1530	9,0	20	1,0	250	10,0	120	12,0	50	5,0
Doboj Jug	45	1,8	2,5	0,5	3	1,0	3	1,5	4	1,0
Kakanj	990	5,5	66	1,2	168	4,0	65	5,0	51	3,0
Maglaj	858	5,5	13	0,7	114	6,0	75	10,0	23	5,0
Olovo	1000	20,0	30	2,0	40	10,0	20	10,0	40	10,0
Tešanj	1500	5,0	64	1,6	180	4,5	500	10,0	125	5,0
Usora	81	1,8	8	1,5	4	1,8	6	2,0	4	1,8
Vareš	325	5,0	6	2,0	10	2,5	16	4,0	-	-
Visoko	4800	10,0	570	3,0	322	14,0	2760	23,0	315	15,0
Zavidovići	1400	10,0	64	2,0	105	15,0	80	10,0	150	15,0
Zenica	8400	14,0	51	1,7	9000	15,0	1200	30,0	350	10,0
Žepče	656	8,0	11	1,0	18	6,0	11	7,0	33	6,5
BOSANSKO- PODRINJSKI	7760	22,2	52	1,6	242	10,5	619	14,1	226	9,0
Foča	540	10,0	-	-	108	18,0	45	15,0	72	7,5
Goražde	7.150	25,0	43	1,8	84	7,0	532	14,0	150	4,0
Pale	70	7,0	9	3,0	50	10,0	42	14,0	4	9,0

nastavak
continued

	Krompir <i>Potato</i>		Grah <i>Bean</i>		Luk crni <i>Onion</i>		Kupus i kelj <i>Cabbage and kale</i>		Paradajz <i>Tomato</i>	
	ukupan prinos, t <i>total pro- duction, t</i>	prinos t/ha <i>yield t/ha</i>	ukupan prinos, t <i>total pro- duction, t</i>	prinos t/ha <i>yield t/ha</i>	ukupan prinos, t <i>total pro- duction, t</i>	prinos t/ha <i>yield t/ha</i>	ukupan prinos, t <i>total pro- duction, t</i>	prinos t/ha <i>yield t/ha</i>	ukupan prinos, t <i>total pro- duction, t</i>	prinos t/ha <i>yield t/ha</i>
	SREDNJOBOSANSKI	25149	7,9	985	1,6	2104	6,0	7551	12,4	355
Bugojno	5400	15,0	168	2,8	840	12,0	3200	20,0	110	11,0
Busovača	945	4,5	-	-	26	2,0	105	7,0	40	4,0
Dobretići	11	7,0	-	-	-	-	-	-	-	-
Donji Vakuf	80	4,0	60	2,0	12	4,0	200	10,0	35	7,0
Fojnica	4300	8,6	182	2,6	320	4,0	96	16,0	25	5,0
Gornji Vakuf	4875	6,5	15	1,5	156	13,0	2380	17,0	12	6,0
Jajce	4200	8,0	462	2,2	105	3,0	520	8,0	42	3,5
Kiseljak	1560	12,0	-	-	360	6,0	640	8,0	10	2,0
Kreševo	520	4,0	33	1,0	72	3,0	102	2,0	4	0,5
Novi Travnik	403	3,7	15	1,5	8	2,0	24	8,0	9	3,0
Travnik	680	4,0	18	0,7	45	1,5	144	2,4	3	0,4
Vitez	2175	7,5	32	0,8	160	8,0	140	14,0	65	6,5
HERCEGOVAČKO- NERETVANSKI	26055	14,0	227	1,5	2621	9,3	8683	26,0	6701	23,8
Čapljina	3600	30,0	-	-	90	30,0	4500	45,0	3000	50,0
Čitluk	3600	9,0	-	-	90	3,0	160	8,0	260	13,0
Grad Mostar	4620	11,0	142	2,5	489	7,3	1200	20,0	483	7,0
Jablanica	1320	12,0	20	2,0	240	8,0	280	8,0	160	8,0
Konjic	2100	10,0	30	1,0	1000	10,0	2125	25,0	1800	30,0
Neum	455	7,0	11	1,0	77	7,0	48	8,0	40	5,0
Prozor-Rama	8500	25,0	20	1,5	560	20,0	288	16,0	850	25,0
Ravno	240	12,0	-	-	30	6,0	-	-	36	18,0
Stolac	1620	9,0	5	2,5	45	6,0	82	8,2	72	8,8
ZAPADNO- HERCEGOVAČKI	7335	7,1	74	1,7	1217	7,0	2097	8,7	1828	9,9
Grude	1710	4,5	14	2,0	75	3,0	80	4,0	60	3,0
Ljubuški	5115	16,5	23	1,5	1092	8,4	1692	18,8	1760	11,0
Posušje	510	1,5	37	1,7	50	2,5	325	2,5	8	2,0
Široki Brijeg ¹⁾	-	-	-	-	-	-	-	-	-	-
1) Bez podataka za općinu Široki Brijeg										
KANTON SARAJEVO	11557	9,6	476	2,7	1925	5,9	2589	10,3	844	7,6
Centar	210	7,0	-	-	70	5,0	32	8,0	12	4,0
Hadžići	5471	14,0	258	6,0	260	10,0	260	13,0	72	8,0
Ilidža	2115	9,0	60	1,0	510	5,0	1378	13,0	300	10,0
Ilijaš	775	5,0	105	3,0	85	5,0	125	5,0	36	3,0
Novi Grad	667	4,8	13	1,2	684	5,8	584	8,0	289	7,8
Novo Sarajevo	144	9,0	27	3,0	6	3,0	60	12,0	72	9,0
Stari Grad	330	11,0	-	-	120	8,0	70	7,0	9	3,0
Trnovo	675	9,0	5	1,0	105	7,0	-	-	-	-
Vogošća	1170	9,0	8	1,0	85	5,0	80	10,0	54	6,0
KANTON 10	12694	19,3	56	1,5	297	8,5	2142	23,1	44	7,4
Bosansko Grahovo	39	11,9	6	4,8	3	3,9	8	11,8	-	-
Drvar	1232	22,0	11	0,5	22	4,4	78	13,0	12	6,2
Glamoč	5663	24,9	6	2,0	80	8,0	60	15,0	-	-
Kupres	200	10,0	-	-	0,3	3,0	16	8,0	-	-
Livno	2310	10,5	31	2,2	72	4,8	480	16,0	12	4,0
Tomislavgrad	3250	25,0	3	1,5	120	30,0	1500	30,0	20	20,0

nastavak
continued

	Djetelina <i>Clover</i>		Lucerka <i>Lucerne</i>		Kukuruz, zeleni <i>Maize, green</i>		Stočna repa <i>Forage beet</i>		Trav.djet. smjese <i>Grass.clov.mixtures</i>	
	ukupan prinos, t <i>total pro- duction, t</i>	prinos t/ha <i>yield t/ha</i>	ukupan prinos, t <i>total pro- duction, t</i>	prinos t/ha <i>yield t/ha</i>	ukupan prinos, t <i>total pro- duction, t</i>	prinos t/ha <i>yield t/ha</i>	ukupan prinos, t <i>total pro- duction, t</i>	prinos t/ha <i>yield t/ha</i>	ukupan prinos, t <i>total pro- duction, t</i>	prinos t/ha <i>yield t/ha</i>
UNSKO-SANSKI	5786	3,4	5552	3,4	141790	26,4	11	11,0	7668	3,3
Bihać	123	3,5	140	4,5	4200	15,0	-	-	11	3,5
Bosanska Krupa	1152	3,2	1435	3,5	50952	34,9	-	-	2200	6,3
Bosanski Petrovac	30	5,0	-	-	248	5,5	-	-	-	-
Bužim	2450	3,5	1950	3,0	3600	20,0	-	-	3000	3,0
Cazin	408	1,7	221	1,7	15000	12,5	-	-	990	1,8
Ključ	383	7,5	458	7,5	14400	18,0	11	11,0	305	5,0
Sanski Most	569	3,6	449	3,4	44591	36,7	-	-	363	2,9
Velika Kladuša	672	4,2	900	4,5	8800	44,0	-	-	800	4,0
KANTON POSAVSKI	1816	5,7	1731	4,6	5750	50,0	166	15,1	1.006	4,8
Domaljevac-Šamac	250	5,0	25	5,0	-	-	-	-	-	-
Odžak	1.470	7,0	1.400	7,0	5750	50,0	40	8,0	1.000	5,0
Orašje	96	1,6	306	1,8	-	-	126	21,0	6	0,8
TUZLANSKI	9437	3,9	9266	3,9	131844	14,7	180	22,5	9319	2,7
Banovići	25	5,0	36	6,0	320	8,0	-	-	35	7,0
Čelić	1240	4,0	1200	4,0	1200	8,0	-	-	450	3,0
Doboj Istok	750	3,0	540	3,0	2700	45,0	-	-	1320	3,0
Gračanica	2200	4,0	2250	4,5	18850	25,0	-	-	1692	3,5
Gradačac	90	3,0	81	3,0	19500	6,5	120	30,0	280	0,8
Kalesija	280	4,0	1200	4,0	41300	35,0	-	-	2640	3,0
Kladanj	22	2,7	8	2,5	90	5	-	-	13	2,5
Lukavac	280	4,0	275	5,0	22000	22,0	-	-	150	3,0
Sapna	324	2,4	366	3,0	1040	13,0	-	-	196	1,7
Srebrenik	686	2,8	990	3,0	2160	16,0	60	15,0	399	1,4
Teočak	990	4,5	840	4,0	-	-	-	-	342	2,1
Tuzla	800	4,0	480	4,0	8800	22,0	-	-	633	3,0
Živinice	1750	5,0	1000	5,0	13884	6,5	-	-	1170	3,9
ZENIČKO-DOBOJSKI	16082	4,6	15893	5,2	4975	13,7	3384	13,1	17592	4,5
Breza	1392	4,8	1800	5,0	640	8,0	600	10,0	1665	4,5
Doboj Jug	133	1,4	137	1,4	56	1,4	-	-	133	1,4
Kakanj	861	3,0	976	3,2	344	8,0	100	5,0	663	2,6
Maglaj	264	3,0	213	3,0	1000	20,0	50	10,0	539	3,5
Olovo	24	6,0	24	6,0	-	-	20	10,0	-	-
Tešanj	4680	3,6	3960	3,6	1080	18,0	840	12,0	1680	2,8
Usora	158	4,5	158	4,5	-	-	-	-	135	4,5
Vareš	20	2,0	12	2,0	-	-	2	2,0	120	2,0
Visoko	6480	8,0	7533	9,0	1085	29,3	972	12,0	11112	6,0
Zavidovići	840	4,0	280	4,0	60	3,0	-	-	210	3,0
Zenica	105	4,2	100	5,0	550	22,0	800	40,0	135	4,5
Žepče	1125	3,0	700	4,0	160	20	-	-	1200	3,0
BOSANSKO- PODRINJSKI	403	4,4	7351	7,9	861	34,4	92	11,5	326	5,0
Foča	-	-	98	2,8	21	5,3	42	7,0	74	2,1
Goražde	286	5,4	7136	8,0	840	40,0	-	-	102	5,1
Pale	117	13,0	117	13,0	-	-	50	25,0	150	15,0

nastavak
continued

	Djetelina <i>Clover</i>		Lucerka <i>Lucerne</i>		Kukuruz, zeleni <i>Maize, green</i>		Stočna repa <i>Forage beet</i>		Trav.djet. smjese <i>Grass.clov.mixtures</i>	
	ukupan prinos, t <i>total pro- duction, t</i>	prinos t/ha <i>yield t/ha</i>	ukupan prinos, t <i>total pro- duction, t</i>	prinos t/ha <i>yield t/ha</i>	ukupan prinos, t <i>total pro- duction, t</i>	prinos t/ha <i>yield t/ha</i>	ukupan prinos, t <i>total pro- duction, t</i>	prinos t/ha <i>yield t/ha</i>	ukupan prinos, t <i>total pro- duction, t</i>	prinos t/ha <i>yield t/ha</i>
SREDNJOBOSANSKI	9291	4,7	8336	7,2	11778	15,6	2890	13,6	9565	5,4
Bugojno	1755	5,0	3180	6,0	2880	18,0	420	14,0	480	4,0
Busovača	144	1,5	13	1,8	150	10,0	70	5,0	110	2,0
Dobretići	-	-	-	-	-	-	-	-	-	-
Donji Vakuf	100	5,0	60	6,0	1200	12,0	10	2,0	120	4,0
Fojnica	288	3,0	141	3,0	192	16,0	120	8,0	174	3,0
Gornji Vakuf	4218	6,0	2820	5,0	1000	20,0	30	10,0	3897	4,2
Jajce	653	4,5	240	4,0	1725	23,0	525	21,0	360	4,0
Kiseljak	333	3,7	22	3,7	286	11,0	495	9,0	350	3,5
Kreševo	320	2,0	140	2,0	20	5,0	1200	20,0	40	2,0
Novi Travnik	520	4,8	140	2,0	-	-	20	4,0	4	1,0
Travnik	320	4,0	500	5,0	2155	17,7	-	-	130	2,6
Vitez	640	5,0	1080	6,0	2170	14,0	-	-	3900	12,0
HERCEGOVAČKO- NERETVANSKI	2696	1,5	2917	1,3	827	9,7	955	19,5	280	2,8
Čapljina	-	-	-	-	-	-	-	-	-	-
Čitluk	522	3,0	832	4,0	320	16,0	51	17,0	-	-
Grad Mostar	438	2,9	112	2,6	164	4,0	4	3,8	130	2,6
Jablanica	100	2,5	88	2,5	-	-	100	10,0	58	2,5
Konjic	120	4,0	140	4,0	250	25,0	675	45,0	40	4,0
Neum	120	2,0	300	4,0	88	8,0	104	8,0	40	4,0
Prozor	1289	1,0	1416	0,8	-	-	21	3,0	12	2,0
Ravno	80	4,0	30	3,0	-	-	-	-	-	-
Stolac	27	1,5	-	-	5	1,5	-	-	-	-
ZAPADNO- HERCEGOVAČKI	1106	2,1	1884	2,2	270	4,5	105	3,0	132	2
Grude	425	2,5	364	2,6	200	4,0	75	5,0	48	2,4
Ljubuški	299	2,3	1320	2,2	70	7,0	-	-	36	2,4
Posušje	382	1,7	200	1,6	-	-	30	1,5	48	1,6
Široki Brijeg ¹⁾	-	-	-	-	-	-	-	-	-	-
1) Bez podataka za općinu Široki Brijeg										
KANTON SARAJEVO	766	3,8	1.400	5,7	11256	29,9	2535	14,9	1823	3,5
Centar	5	2,7	8	2,7	-	-	15	22,0	2	2,3
Hadžići	20	4,0	24	7,0	390	14,4	330	15,0	30	5,0
Ilidža	446	3,3	1.198	6,0	9366	28,9	1950	5,0	186	6,0
Ilijaš	175	5,0	150	5,0	1500	60,0	90	5,0	100	4,0
Novi Grad	-	-	-	-	-	-	-	-	-	-
Novo Sarajevo	-	-	-	-	-	-	-	-	5	2,5
Stari Grad	-	-	-	-	-	-	-	-	-	-
Trnovo	120	3,0	20	4,0	-	-	110	10,0	1.500	3,0
Vogošća	-	-	-	-	-	-	40	10,0	-	-
KANTON 10	1159	3,2	1050	3,5	12255	27,2	1615	22,1	7773	3,4
Bosansko Grahovo	-	-	-	-	-	-	-	-	-	-
Drvar	67	4,8	-	-	-	-	7	7,0	31	3,9
Glamoč	124	4,0	-	-	150	15,0	168	14,0	75	5,0
Kupres	-	-	-	-	-	-	-	-	27	4,5
Livno	218	3,2	420	3,5	375	28,2	190	19,0	6426	3,4
Tomislavgrad	750	3,0	630	3,5	11730	27,2	1250	25,0	1214	3,5

nastavak
continued

	Jabuke <i>Apple</i>		Kruške <i>Pear</i>		Šljive <i>Plum</i>		Breskve <i>Peach</i>		Orasi <i>Walnut</i>	
	ukupan prinos,t <i>total pro- duction, t</i>	prinos kg/stablu <i>yield kg/tree</i>	ukupan prinos,t <i>total pro- duction, t</i>	prinos kg/stablu <i>yield kg/tree</i>	ukupan prinos,t <i>total pro- duction, t</i>	prinos kg/stablu <i>yield kg/tree</i>	ukupan prinos,t <i>total pro- duction, t</i>	prinos kg/stablu <i>yield kg/tree</i>	ukupan prinos,t <i>total pro- duction, t</i>	prinos kg/stablu <i>yield kg/tree</i>
UNSKO-SANSKI	1664	11,0	350	6,1	7478	7,7	8	2,7	310	4,0
Bihać	111	11,0	77	12,0	2663	14,0	-	-	1	3,0
Bosanska Krupa	150	10,0	32	7,0	1000	10,0	-	-	50	5,0
Bosanski Petrovac	24	27,0	25	18,0	228	6,5	-	-	5	5,0
Bužim	28	9,0	14	8,0	58	8,0	-	-	26	8,0
Cazin	285	5,0	108	4,0	1250	5,0	4	2,0	85	2,0
Ključ	345	15,0	13	3,0	215	1,0	-	-	10	5,0
Sanski Most	590	25,5	45	17,6	1898	15,4	-	-	50	8,3
Velika Kladuša	132	7,0	36	4,0	165	3,0	5	4,0	83	7,0
KANTON POSAVSKI	214	19,1	91	17,6	920	12,9	14	7,9	41	12,8
Domaljevac-Šamac	30	15,0	9	15,0	110	10,0	1	7,0	15	10,0
Odžak	62	20,0	53	20,0	410	20,0	6	10,0	18	20,0
Orašje	122	20,0	29	15,0	400	10,0	8	7,0	8	10,0
TUZLANSKI	8690	8,4	2851	6,2	26884	11,5	297	7,2	516	6,8
Banovići	120	15,0	44	10,0	441	9,0	-	-	28	7,0
Čelić	263	15,0	228	12,0	5650	10,0	84	10,0	59	13,0
Doboj Istok	184	20,0	98	15,0	910	35,0	2	5,0	39	15,0
Gračanica	402	9,8	210	7,0	852	12,0	30	10,0	99	10,0
Gradačac	4875	6,5	1260	4,2	8415	8,5	90	5,0	72	6,5
Kalesija	288	16,0	133	14,0	990	11,0	34	7,0	48	10,0
Kladanj	189	30,0	55	20,0	288	25,0	-	-	-	-
Lukavac	396	15,0	74	10,0	461	17,0	25	15,0	45	10,0
Sapna	140	7,0	70	5,0	140	5,0	1	3,0	21	6,0
Srebrenik	126	7,4	35	3,2	1093	10,0	2	1,6	12	4,0
Teočak	150	5,0	62	4,0	36	5,0	1	5,0	21	1,0
Tuzla	988	14,0	231	10,0	5809	22,0	26	9,0	67	10,0
Živinice	570	30,0	352	22,0	1800	20,0	4	10,0	7	18,0
ZENIČKO-DOBOJSKI	5831	14,1	1890	12,0	5738	10,3	56	11,3	357	12,5
Breza	525	15,0	220	10,0	684	18,0	-	-	40	10,0
Doboj Jug	17	4,0	1	2,0	10	3,0	-	-	-	-
Kakanj	645	15,0	300	12,0	550	10,0	24	12,0	42	16,0
Maglaj	344	6,6	101	7,9	58	5,0	-	-	11	5,0
Olovo	500	25,0	260	20,0	300	10,0	-	-	30	20,0
Tešanj	540	12,0	207	9,0	400	4,0	-	-	26	10,0
Usora	60	40,0	45	30,0	300	30,0	5	15,0	4	5,0
Vareš	81	30,0	33	15,0	-	-	-	-	7	10,0
Visoko	980	15,6	301	14,5	905	9,9	-	-	8	3,0
Zavidovići	59	4,0	33	3,0	40	1,0	2	7,0	13	8,0
Zenica	1320	24,0	360	18,0	1764	18,0	24	12,0	170	20,0
Žepče	760	10,0	30	5,0	728	10,0	1	3,0	7	5,0
BOSANSKO- PODRINJSKI	1265	10,1	366	6,7	499	1,9	2	3,3	721	14,7
Foča	464	6,7	203	5,8	269	1,5	2	3,3	660	16,5
Goražde	685	16,0	118	10,0	195	2,8	-	-	56	7,0
Pale	117	9,0	45	6,0	35	5,0	-	-	6	5,0

nastavak
continued

	Jabuke <i>Apple</i>		Kruške <i>Pear</i>		Šljive <i>Plum</i>		Breskve <i>Peach</i>		Orasi <i>Walnut</i>	
	ukupan prinos,t <i>total pro- duction, t</i>	prinos kg/stablu <i>yield kg/tree</i>	ukupan prinos,t <i>total pro- duction, t</i>	prinos kg/stablu <i>yield kg/tree</i>	ukupan prinos,t <i>total pro- duction, t</i>	prinos kg/stablu <i>yield kg/tree</i>	ukupan prinos,t <i>total pro- duction, t</i>	prinos kg/stablu <i>yield kg/tree</i>	ukupan prinos,t <i>total pro- duction, t</i>	prinos kg/stablu <i>yield kg/tree</i>
SREDNJOBOSANSKI	2782	13,8	1062	10,9	3501	9,7	0	5,0	311	10,9
Bugojno	450	18,0	128	17,0	390	13,0	-	-	8	15,0
Busovača	47	10,0	18	7,0	46	7,0	-	-	4	4,0
Dobretići	1	13,0	1	10,0	5	7,0	-	-	1	20,0
Donji Vakuf	200	10,0	60	10,0	63	3,0	-	-	14	7,0
Fojnica	240	8,0	90	9,0	18	6,0	-	-	40	8,0
Gornji Vakuf	880	16,0	319	13,0	2000	20,0	-	-	135	15,0
Jajce	189	13,0	115	12,0	355	10,0	-	-	34	12,0
Kiseljak	350	25,0	65	10,0	130	5,0	-	-	6	5,0
Kreševo	31	10,0	18	5,0	75	5,0	-	-	1	2,0
Novi Travnik	83	15,0	15	11,0	81	8,0	0	5,0	21	25,0
Travnik	150	6,0	105	5,0	180	2,0	-	-	23	5,0
Vitez	162	30,0	130	25,0	159	7,0	-	-	25	25,0
HERCEGOVAČKO- NERETVANSKI	1865	6,8	483	5,5	8462	14,8	7522	16,6	190	5,5
Čapljina	24	0,4	6	30,0	300	50,0	4957	19,1	2	5,0
Čitluk	9	10,0	5	9,0	12	12,0	8	10,0	10	8,0
Grad Mostar	49	6,2	30	5,2	68	8,9	83	5,0	37	7,2
Jablanica	35	10,0	-	-	300	15,0	-	-	36	20,0
Konjic	425	5,0	360	5,0	1000	5,0	-	-	63	3,0
Neum	1	5,0	1	4,0	0	7,0	1	7,0	0	5,0
Prozor	230	20,0	81	13,0	6412	20,0	1	8,0	34	8,0
Ravno	1000	10,0	-	-	20	10,0	1050	15,0	-	-
Stolac	92	20,0	-	-	350	25,0	1424	20,0	8	12,0
ZAPADNO- HERCEGOVAČKI	127	8,3	26	5,0	41	2,8	121	15,2	62	8,3
Grude	42	6,0	12	4,0	16	3,0	8	4,0	19	5,0
Ljubuški	77	20,0	14	12,0	20	13,0	113	19,0	39	17,0
Posušje	8	1,7	1	0,5	6	0,7	-	-	4	3
Široki Brijeg ¹⁾	-	-	-	-	-	-	-	-	-	-
1) Bez podataka za općinu Široki Brijeg										
KANTON SARAJEVO	3393	14,8	1841	10,6	1603	5,3	16	6,5	196	9,9
Centar	202	17,0	176	16,0	67	7,0	0	4,0	6	9,0
Hadžići	666	26,0	230	23,0	-	-	-	-	24	50,0
Ilidža	475	5,0	340	4,0	625	5,0	5	4,0	49	5,0
Ilijaš	1225	50,0	566	40,0	486	5,0	8	20,0	56	50,0
Novi Grad	25	1,3	161	11,5	210	10,5	-	-	7	11,0
Novo Sarajevo	86	22,0	28	11,0	14	12,0	3	5,0	4	5,0
Stari Grad	538	15,0	296	10,0	152	5,0	0	3,0	21	8,0
Trnovo	26	9,0	19	7,0	16	5,0	-	-	1	6,0
Vogošća	150	15,0	26	5,0	34	5,0	-	-	29	8,0
KANTON 10	202	11,5	94	11,7	1.431	18,6	0	15,0	94	5,9
Bosansko Grahovo	-	-	-	-	-	-	-	-	-	-
Drvar	133	31,0	69	25,0	1.298	30,0	0	15,0	58	8,0
Glamoč	12	13,0	1	7,0	33	12,0	-	-	-	-
Kupres	-	-	-	-	-	-	-	-	-	-
Livno	12	3,5	3	3,2	55	2,5	-	-	21	3,0
Tomislavgrad	45	5,0	20	5,0	45	5,0	-	-	15	10,0

nastavak
continued

	Trešnje <i>Cherry</i>		Višnje <i>Sour cherry</i>		Kajsije <i>Apricot</i>		Grožđe <i>Grapes</i>	
	ukupan prinos, t	prinos kg/stablu	ukupan prinos, t	prinos kg/stablu	ukupan prinos, t	prinos kg/stablu	ukupan prinos, t	prinos kg/čokotu
	<i>total pro- duction, t</i>	<i>yield kg/tree</i>	<i>total pro- duction, t</i>	<i>yield kg/tree</i>	<i>total pro- duction, t</i>	<i>yield kg/tree</i>	<i>total pro- duction, t</i>	<i>yield kg/vine</i>
UNSKO-SANSKI	178	5,4	38	5,7	7	3,1	17	9,7
Bihać	3	13,0	6	17,0	0	6,0	2	2,6
Bosanska Krupa	5	5,0	3	10,0	1	5,0	-	-
Bosanski Petrovac	-	-	-	-	-	-	-	-
Bužim	24	11,0	2	4,0	-	-	-	-
Cazin	60	5,0	2	5,0	6	3,0	15	15,0
Ključ	24	3,5	-	-	-	-	-	-
Sanski Most	52	8,4	25	5,1	-	-	-	-
Velika Kladuša	10	2,1	1	3,0	-	-	-	-
KANTON POSAVSKI	33	19,8	29	13,5	7	6,4	44	9,2
Domaljevac-Šamac	10	15,0	2	10,0	1	10	-	-
Odžak	17	30,0	13	20,0	4	6,0	14	5,0
Orašje	6	13,5	14	10,8	2	6,0	30	15,0
TUZLANSKI	1401	12,9	467	9,9	319	8,1	7	3,5
Banovići	92	20,0	56	15,0	-	-	-	-
Čelić	90	15,0	99	10,0	45	30,0	-	-
Doboj Istok	33	5,0	9	5,0	3	4,0	-	-
Gračanica	24	15,0	2	7,0	3	15,0	-	-
Gradačac	506	11,0	21	5,0	135	5,0	7	3,5
Kalesija	77	10,0	36	7,0	11	8,0	-	-
Kladanj	9	20,0	-	-	-	-	-	-
Lukavac	68	27,0	30	13,0	16	10,0	-	-
Sapna	17	3,0	8	3,0	1	2,0	-	-
Srebrenik	33	4,9	28	8,0	6	3,0	-	-
Teočak	62	12,0	15	5,0	20	15,0	-	-
Tuzla	256	23,0	115	15,0	75	28,0	-	-
Živinice	135	30,0	50	15,0	6	10,0	-	-
ZENIČKO-DOBOJSKI	641	10,3	319	7,3	48	12,5	39	2,2
Breza	27	10,0	9	8,0	4	5,0	-	-
Doboj Jug	2	9,0	1	8,0	-	-	-	-
Kakanj	65	15,0	55	13,0	-	-	-	-
Maglaj	9	4,0	1	1,0	-	-	-	-
Olovo	20	10,0	1	10,0	-	-	4	4,0
Tešanj	39	6,0	26	5,0	-	-	-	-
Usora	11	30,0	6	20,0	4	15,0	5	6,0
Vareš	17	20,0	8	20,0	-	-	-	-
Visoko	36	8,0	85	5,0	-	-	-	-
Zavidovići	57	10,0	11	3,0	0	1	-	-
Zenica	299	23,0	101	20,0	40	16,0	-	-
Žepče	60	3,0	17	3,0	0	1,0	30	1,5
BOSANSKO- PODRINJSKI	585	15,0	48	5,5	1	7,0	4	3,2
Foča	420	40,0	16	7,0	1	7,0	30	36,5
Goražde	161	8,0	27	4,5	-	-	-	-
Pale	4	5,0	4	6,0	-	-	-	-

nastavak
continued

	Trešnje <i>Cherry</i>		Višnje <i>Sour cherry</i>		Kajsije <i>Apricot</i>		Grožđe <i>Grapes</i>	
	ukupan prinos, t	prinos kg/stablu	ukupan prinos, t	prinos kg/stablu	ukupan prinos, t	prinos kg/stablu	ukupan prinos, t	prinos kg/čokotu
	<i>total pro- duction, t</i>	<i>yield kg/tree</i>	<i>total pro- duction, t</i>	<i>yield kg/tree</i>	<i>total pro- duction, t</i>	<i>yield kg/tree</i>	<i>total pro- duction, t</i>	<i>yield kg/vine</i>
SREDNJOBOSANSKI	380	26,9	119	17,6	-	-	1	1,6
Bugojno	59	45,0	8	32,0	-	-	-	-
Busovača	10	13,0	1	11,0	-	-	-	-
Dobretići	0	30,0	-	-	-	-	-	-
Donji Vakuf	17	36,0	8	10,0	-	-	-	-
Fojnica	26	14,0	8	25,0	-	-	-	-
Gornji Vakuf	57	55,0	17	15,0	-	-	-	-
Jajce	138	15,0	34	65,0	-	-	1	1,6
Kiseljak	20	20,0	18	12,0	-	-	-	-
Kreševo	7	17,0	0	7,0	-	-	-	-
Novi Travnik	15	20,0	3	8,0	-	-	-	-
Travnik	32	20,0	18	15,0	-	-	-	-
Vitez	-	-	4	8,0	-	-	-	-
HERCEGOVAČKO- NERETVANSKI	1540	11,7	195	9,5	437	20,0	16.405	2,3
Čapljina	91	13,2	20	20,0	93	30,0	2.655	3,5
Čitluk	15	15,0	15	5,0	3	7,0	7.633	2,8
Grad Mostar	532	8,5	51	5,4	18	4,0	2.516	2,8
Jablanica	25	10,0	-	-	8	10,0	-	-
Konjic	105	5,0	-	-	-	-	-	-
Neum	1	4,0	-	-	3	5,0	243	0,5
Prozor	81	18,0	20	15,0	-	-	-	-
Ravno	150	10,0	5	10,0	-	-	800	4,0
Stolac	540	30,0	84	20,0	313	25,0	2.559	1,9
ZAPADNO- HERCEGOVAČKI	144	10,3	33	6,4	41	12,5	3.432	1,3
Grude	35	5,0	9	3,0	7	6,0	578	1,7
Ljubuški	87	19,0	20	14,0	34	15,0	2.804	1,2
Posušje	22	8,0	4	4,0	-	-	50	1,7
Široki Brijeg ¹⁾	-	-	-	-	-	-	-	-
1) Bez podataka za općinu Široki Brijeg								
KANTON SARAJEVO	414	9,7	320	8,1	43	5,2	-	-
Centar	17	15,0	36	12,0	5	8,0	-	-
Hadžići	15	25,0	6	22,0	-	-	-	-
Ilidža	147	7,0	120	6,0	6	6,0	-	-
Ilijaš	70	30,0	26	15,0	-	-	-	-
Novi Grad	86	12,0	61	10,5	-	-	-	-
Novo Sarajevo	43	25,0	3	2,0	1	1,0	-	-
Stari Grad	29	11,0	32	9,0	32	6,0	-	-
Trnovo	2	8,0	1	6,0	-	-	-	-
Vogošća	6	1,0	36	9,5	-	-	-	-
KANTON 10	21	12,4	21	14,8	-	-	-	-
Bosansko Grahovo	-	-	-	-	-	-	-	-
Drvar	10	24,0	19	19,0	-	-	-	-
Glamoč	-	-	-	-	-	-	-	-
Kupres	-	-	-	-	-	-	-	-
Livno	9	10,0	1	7,0	-	-	-	-
Tomislavgrad	2	5,0	1	2,5	-	-	-	-