

**Bosna i Hercegovina**  
**Federacija Bosne i Hercegovine**  
**FEDERALNI ZAVOD ZA STATISTIKU**

ISSN 1512-5106

*Bosnia and Herzegovina*  
*Federation of Bosnia and Herzegovina*  
*FEDERAL OFFICE OF STATISTICS*

**BILJNA PROIZVODNJA**  
**U FEDERACIJI BOSNE I HERCEGOVINE**  
**U 2007. GODINI**

*PLANT PRODUCTION*  
*IN FEDERATION BOSNIA AND HERZEGOVINA*  
*IN 2007*

**Sarajevo, april/travanj 2008.godine**  
*Sarajevo, April 2008*

**STATISTIČKI BILTEN**  
*STATISTICAL BULLETIN*

**IZDAJE I ŠTAMPATISKA FEDERALNI ZAVOD ZA STATISTIKU**  
*PUBLISHED AND PRINTED BY THE FEDERAL OFFICE OF STATISTICS*  
Zelenih beretki 26, 71000 Sarajevo  
Tel/Phone/Fax: + 387 33 65 77 04  
Web stranica/Web site: [www.fzs.ba](http://www.fzs.ba)  
E-mail: [fedstat@bih.net.ba](mailto:fedstat@bih.net.ba)

**ODGOVARA DIREKTOR: Derviš Đurđević**  
*PERSON RESPONSIBLE: Derviš Đurđević, Director general*

**MOLIMO KORISNIKE OVE PUBLIKACIJE DA PRILIKOM KORIŠĆENJA PODATAKA NAVEDU IZVOR**  
*THOSE USING DATA FROM THIS ISSUE ARE REQUESTED TO STATE THE SOURCE*

**SADRŽAJ**  
**CONTENT**

<b>PREDGOVOR</b> .....	<b>5</b>
<i>PREFACE</i>	
<b>METODLOŠKA OBJAŠNJENJA</b> .....	<b>6</b>
<i>METHODOLOGICAL NOTES</i>	
<b>ZASIJANE POVRŠINE U FBiH U 2006/07</b> .....	<b>8</b>
<i>SOWN AREA IN FB&amp;H IN 2006/07</i>	
<b>ZASIJANE POVRŠINE USJEVA PO KANTONIMA I OPĆINAMA U 2006/07</b> .....	<b>10</b>
<i>SOWN AREA OF SELECTED CROPS BY CANTONS AND MUNICIPALITIES IN 2006/07</i>	
<b>PROIZVODNJA RANIH USJEVA U 2007. GODINI</b> .....	<b>14</b>
<i>EARLY CROP PRODUCTION IN 2007</i>	
<b>PROIZVODNJA RANOG VOĆA U 2007. GODINI</b> .....	<b>15</b>
<i>EARLY FRUIT PRODUCTION IN 2007</i>	
<b>PROIZVODNJA KASNIH USJEVA U 2007. GODINI</b> .....	<b>16</b>
<i>LATE CROP PRODUCTION IN 2007</i>	
<b>PROIZVODNJA KASNOG VOĆA U 2007. GODINI</b> .....	<b>18</b>
<i>LATE FRUIT PRODUCTION IN 2007</i>	
<b>PRINOSI USJEVA I VOĆA PO KANTONIMA I OPĆINAMA U 2007.</b> .....	<b>20</b>
<i>CROP, FRUIT AND GRAPES PRODUCTION BY CANTONS AND MUNICIPALITIES IN 2007</i>	



## PREDGOVOR

Federalni zavod za statistiku uradio je statistički bilten "Biljna proizvodnja u Federaciji Bosne i Hercegovine u 2007." u kojem su prezentirani podaci biljne proizvodnje, a rezultat su provedenih statističkih istraživanja prema Planu provođenja statističkih istraživanja od interesa za Federaciju Bosne i Hercegovine.

Želja nam je da našim korisnicima prezentiramo što više podataka o biljnoj proizvodnji u Federaciji Bosne i Hercegovine, kao što su podaci o zasijanim površinama u 2006/07. godini, ukupnoj proizvodnji usjeva, voća i grožđa i prosječnim prinosima istih u 2007. godini.

Podaci su dati za nivo Federacije Bosne i Hercegovine, kantona i općina.

## PREFACE

*The Federal Office of Statistics has completed the statistical Bulletin "Plant production in the Federation of Bosnia and Herzegovina in 2007" in which data is presented on crop production from regular statistical surveys in accordance with "The Statistical Research Programme for the Federation of Bosnia and Herzegovina".*

*We want to present more data on plant production in Federation of Bosnia and Herzegovina to our users, such as: the sown area in 2006/07, total crop, fruit and grapes production and their average yield (t/ha, kg/tree and kg/vine) in 2007.*

*Data are presented for the Federation of Bosnia and Herzegovina, cantons and municipalities.*

## METODOLOŠKA OBJAŠNENJA

Podaci o biljnoj proizvodnji prikupljaju se redovnim statističkim istraživanjima i to:

- podaci o zasijanim površinama (PO-21 i PO-22),
- podaci o ostvarenim prinosima usjeva, voća i grožđa (PO-32, PO-33, PO-34)

Podaci predstavljaju ukupno ostvarenu poljoprivrednu proizvodnju, iako se prikupljanje podataka obavlja odvojeno. Izvještajne jedinice za biljnu proizvodnju su:

- 1) poslovni subjekti, zemljoradničke zadruge i druge organizacije koje se bave poljoprivrednom proizvodnjom i dostavljaju podatke redovnim statističkim izvještajima,
- 2) individualna poljoprivredna gazdinstva/gospodarstva, a podaci se prikupljaju metodom procjene koju rade stručnjaci za poljoprivredu u općinama. Podaci se iskazuju za općinu ukupno.

### **Podaci o zasijanim površinama i broju stabala voća i čokota/trsova**

Prvo se utvrđuju podaci o površinama pojedinih kategorija zemljišta i upoređuju sa istim podacima iz prethodne godine. Mora se voditi računa o promjenama površina pojedinih kategorija zemljišta u toku godine.

Poslije toga procjenjuju se zasijane površine na oranicama i baštama po pojedinim usjevima, broj stabala voća po vrstama voća, kao i broj čokota/trsova vinove loze (ukupan broj i broj sposobnih za rod).

### **Podaci o ostvarenoj proizvodnji usjeva, voća i grožđa**

**Požnjevena površina** je površina sa koje je usjev požnjeven i ubran prinos. Požnjevena površina može biti manja od zasijane površine u slučaju ako su usjevi

## METHODOLOGICAL NOTES

*The data on crop production are collected through regular statistical surveys:*

- *The data on sown area: surveys PO-21 and PO-22,*
- *The data on plant production-arable crop, fruit and grapes: (surveys PO-32, PO-33 and PO-34).*

*The data include total production, also the data are collected separately by kind of report unit. The report units for plant production are:*

- 1) *the agricultural enterprises, agricultural co-operatives and other organizations which are engaged in agriculture and data are gathered through regular statistical reports.*
- 2) *the private agricultural holdings and data are gathered through estimations. The estimations are made on a local level – for each municipality in total. The estimators are currently agricultural experts in the local authorities of municipalities.*

### **Data on sown area and number of fruit trees and vines**

*The first phase is the assessment of land use data and comparing this data with data of last year. It is important to take into account the changes of land categories during the determined year.*

*Then to assess total sown arable area and to make estimation on number of fruit trees and vines (total number and number of fruit-bearing trees/vines).*

### **Crop, fruit and grape production data**

*Harvested area is the area on which crops are harvested and yields are gathered. It can be smaller than the sown area in the case that crops were*

na nekim površinama uslijed elementarnih i drugih nepogoda uništeni, te zbog toga nije obavljena žetva niti ubran prinos.

**Kod voća i čokota/trsova** uzima se broj stabala i čokota/trsova sposobnih za rod, a ne broj stabala sa kojih je ubran prinos. Ako je u međuvremenu došlo do stradanja nekih stabala ili čokota/trsova podaci moraju biti umanjeni za taj broj stabala ili čokota/trsova.

**Ostvareni prinos ratarskih usjeva** predstavlja prinos normalne vlažnosti koji je dobiven po završenoj žetvi/berbi i vršidbi, tj. prinos po odbitku količina izgubljenih pri žetvi, prijevozu do gazdinstva/gospodarstva, vršidbi i sl.

**Prinos po jedinici površine (t/ha)** obračunat je na požnjevenu površinu.

**Prinos po stablu i čokotu/trsu (u kg)** obračunat je na stablo sposobno za rod, odnosno na čokot/trs sposoban za rod.

*weather-beaten, and because of the harvest was not carried out.*

*The trees and vines – are number of trees and vines capable of bearing, not tree numbers where crops were taken. In the case of harm to trees and vines this should be disposed of.*

*Realized yield crop is the yield of standard humidity after the deduction of all losses during harvest, transport and threshing.*

*Yield per unit of area (t/ha) is computed on the base of harvested area.*

*Yield per tree/vine (in kg) is computed for fruit-bearing tree or vine.*

**ZASIJANE POVRŠINE U JESENJOJ I PROLJETNOJ**  
*SOWN AREA IN AUTUMN AND SPRING*

	Federacija BiH Ukupno <i>Total</i>	Pregled po <i>Review by</i>				
		Unsko- sanski	Kanton Posavski	Tuzlanski	Zeničko- dobojski	Bosansko podrinjski
<b>Zasijana oranična</b> <i>Sown arable</i>						
Zasijano - ukupno	192848	43996	14508	58433	23454	1865
Žita	81621	23005	10235	26575	6688	138
Industrijsko bilje	1996	17	1103	555	10	1
Povrtno bilje	44941	8509	977	13371	4710	562
Stočno - krmno bilje	64290	12465	2193	17932	12046	1164
<b>Zasijane površine</b> <i>Sown area with</i>						
Pšenica (ozima i jara)	19871	5641	3350	3846	2131	42
Raž (ozima i jara)	1345	423	-	289	79	2
Ječam (ozimi i jari)	8763	1110	700	550	410	25
Zob (ozima i jara)	3138	1349	105	788	145	6
Kukuruz - zrno	46959	13470	6020	21060	3855	37
Soja	1002	9	850	143	-	-
Duhan	898	-	253	406	-	-
Krompir	23590	3933	292	7366	2286	350
Mrkva	920	93	15	125	369	5
Luk crni	3149	389	76	897	587	20
Luk bijeli	896	231	21	296	67	9
Grah	4920	2620	85	737	417	33
Grašak	537	32	25	164	52	5
Kupus i kelj	3855	363	173	1261	290	46
Paradajz	1722	209	101	618	123	22
Paprika zelena	1442	209	72	587	106	27
Krastavac	1318	243	33	601	89	35
Dinje i lubenice	545	29	32	248	6	-
Djetelina	12873	1399	475	2611	3703	104
Lucerka	13097	1393	345	2284	3200	944
Grahorica	206	11	-	50	2	-
Kukuruz, zelena masa	15121	5747	1100	6946	294	19
Stočna repa	1265	3	24	394	246	6
Mješ. trava, mahunjača i žita	4232	422	-	2603	17	22
Travno - djetelinske smjese	16480	2947	233	2872	4533	69



SJETVI U FEDERACIJI BIH U 2006/07  
IN FEDERATION OF B&H IN 2006/07

ha

kantonima  
cantons

Srednjo- bosanski	Hercegovačko- neretvanski	Zapadno- hercegovački	Kanton Sarajevo	Kanton 10	
----------------------	------------------------------	--------------------------	--------------------	-----------	--

površina  
area

16901	10521	8136	5590	9444	<i>Sown area - total</i>
5060	1227	2581	676	5436	<i>Cereals</i>
2	76	200	32	-	<i>Industrial crops</i>
5547	4252	3092	2831	1090	<i>Vegetable crops</i>
6292	4966	2263	2051	2918	<i>Fodder crops</i>

odabranih usjeva  
selected crops

1847	376	962	82	1594	<i>Wheat</i>
429	18	1	23	82	<i>Rye</i>
1064	528	737	101	3539	<i>Barley</i>
423	96	1	84	142	<i>Oats</i>
1152	191	880	238	56	<i>Maize - grain</i>
-	-	-	-	-	<i>Soya</i>
-	39	200	-	-	<i>Tobacco</i>
3474	2115	1757	1154	863	<i>Potato</i>
93	67	41	96	16	<i>Carrot</i>
304	274	231	338	33	<i>Onion</i>
80	56	51	66	19	<i>Garlic</i>
563	169	87	171	38	<i>Bean</i>
57	111	28	53	10	<i>Pea</i>
610	477	260	288	87	<i>Cabbage and kale</i>
70	238	219	116	6	<i>Tomato</i>
67	222	94	54	4	<i>Green peper</i>
67	110	73	64	3	<i>Cucumber</i>
-	105	125	-	-	<i>Melon and watermelon</i>
2119	1362	527	255	318	<i>Clover</i>
1810	1389	1130	326	276	<i>Lucerne</i>
100	38	-	-	5	<i>Vetch</i>
318	120	70	302	205	<i>Maize, geen mass</i>
264	110	41	164	13	<i>Forage beet</i>
99	10	396	655	8	<i>Mixture of leg grass and cereal</i>
1502	1831	77	331	2085	<i>Mixture of grasses and clovers</i>

ZASIJANE POVRŠINE ODABRANIH USJEVA PO KANTONIMA I OPĆINAMA U 2007.  
SOWN AREA WITH SELECTED CROPS BY CANTONS AND MUNICIPALITIES IN 2007.

	ha							
	Pšenica <i>Wheat</i>	Raž <i>Rye</i>	Ječam <i>Barley</i>	Zob <i>Oats</i>	Kukuruz <i>Maize</i>	Krompir <i>Potato</i>	Luk crni <i>Onion</i>	Grah <i>Bean</i>
<b>UNSKO-SANSKI</b>	<b>5641</b>	<b>423</b>	<b>1110</b>	<b>1349</b>	<b>13470</b>	<b>3933</b>	<b>389</b>	<b>2620</b>
Bihać	516	29	104	55	510	330	23	22
Bosanska Krupa	800	100	160	-	850	350	20	500
Bosanski Petrovac	35	15	25	80	30	160	10	20
Bužim	95	5	5	15	320	83	12	58
Cazin	2800	250	400	900	3600	1000	135	700
Ključ	65	5	21	90	650	190	25	90
Sanski Most	550	19	335	200	3050	1020	114	430
Velika Kladuša	780	-	60	9	4460	800	50	800
<b>KANTON POSAVSKI</b>	<b>3350</b>	<b>-</b>	<b>700</b>	<b>105</b>	<b>6020</b>	<b>292</b>	<b>76</b>	<b>85</b>
Domaljevac-Šamac	250	-	50	-	750	30	6	15
Odžak	1850	-	380	80	2650	130	45	40
Orašje	1250	-	270	25	2620	132	25	30
<b>TUZLANSKI</b>	<b>3846</b>	<b>289</b>	<b>550</b>	<b>788</b>	<b>21060</b>	<b>7366</b>	<b>897</b>	<b>737</b>
Banovići	86	3	5	12	305	240	8	60
Čelić	240	10	40	60	750	90	60	30
Doboj Istok	120	-	20	-	250	200	10	1
Gračanica	350	5	5	25	2893	901	95	40
Gradačac	1300	-	15	60	4150	720	320	160
Kalesija	290	10	100	90	2362	590	50	60
Kladanj	6	1	1	5	300	400	20	20
Lukavac	540	180	235	350	3500	830	50	70
Sapna	180	-	-	6	300	230	4	8
Srebrenik	82	5	24	75	2060	385	97	48
Teočak	110	5	15	15	350	80	8	10
Tuzla	482	70	90	60	1840	500	65	70
Živinice	60	-	-	30	2000	2200	110	160
<b>ZENIČKO-DOBOJSKI</b>	<b>2131</b>	<b>79</b>	<b>410</b>	<b>145</b>	<b>3855</b>	<b>2286</b>	<b>587</b>	<b>417</b>
Breza	15	-	10	12	15	120	15	12
Doboj Jug	35	-	4	5	60	16	3	3
Kakanj	80	1	45	5	80	130	30	40
Maglaj	40	7	12	5	170	150	15	25
Olovo	7	2	4	3	25	60	6	25
Tešanj	400	-	30	30	1650	300	40	40
Usora	450	40	80	40	150	40	2	4
Vareš	2	-	15	7	5	72	3	3
Visoko	340	3	6	4	250	476	19	185
Zavidovići	380	1	2	1	500	140	50	40
Zenica	132	20	52	25	150	702	401	30
Žepče	250	5	150	8	800	80	3	10
<b>BOSANSKO-PODRINJSKI</b>	<b>42</b>	<b>2</b>	<b>25</b>	<b>6</b>	<b>37</b>	<b>350</b>	<b>20</b>	<b>33</b>
Foča	6	-	1	1	2	58	4	4
Goražde	32	2	21	3	33	282	11	24
Pale	4	-	3	2	2	10	5	5

nastavak  
continued

ha

	Pšenica <i>Wheat</i>	Raž <i>Rye</i>	Ječam <i>Barley</i>	Zob <i>Oats</i>	Kukuruz <i>Maize</i>	Krompir <i>Potato</i>	Luk crni <i>Onion</i>	Grah <i>Bean</i>
<b>SREDNJOBOSANSKI</b>	<b>1847</b>	<b>429</b>	<b>1064</b>	<b>423</b>	<b>1152</b>	<b>3474</b>	<b>304</b>	<b>563</b>
Bugojno	160	120	270	80	40	456	70	70
Busovača	150	20	30	60	300	200	10	80
Dobretići	-	-	-	-	-	2	-	-
Donji Vakuf	12	8	6	5	21	184	12	25
Fojnica	130	47	37	26	38	510	42	74
Gornji Vakuf-Uskoplje	290	40	195	30	15	750	7	7
Jajce	45	-	57	10	90	410	30	153
Kiseljak	222	93	56	10	152	200	60	40
Kreševo	6	2	39	2	6	130	18	30
Novi Travnik	210	60	80	55	25	100	5	6
Travnik	340	20	100	15	80	235	30	30
Vitez	282	19	194	130	385	297	20	48
<b>HERCEGOVAČKO- NERETVANSKI</b>	<b>376</b>	<b>18</b>	<b>528</b>	<b>96</b>	<b>191</b>	<b>2115</b>	<b>274</b>	<b>169</b>
Čapljina	5	-	5	-	5	200	3	6
Čitluk	135	-	65	8	43	384	30	24
Grad Mostar	12	8	10	2	6	586	44	33
Jablanica	-	-	30	-	30	100	20	5
Konjic	-	-	260	50	40	290	140	75
Neum	80	10	75	-	8	65	15	11
Prozor-Rama	4	-	8	-	20	260	15	13
Ravno	70	-	40	30	30	70	1	1
Stolac	70	-	35	6	9	160	6	1
<b>ZAPADNO- HERCEGOVAČKI</b>	<b>962</b>	<b>1</b>	<b>737</b>	<b>1</b>	<b>880</b>	<b>1757</b>	<b>231</b>	<b>87</b>
Grude	180	-	210	-	240	400	20	10
Ljubuški <sup>1</sup>	180	-	150	-	130	280	160	25
Posušje	192	1	97	1	160	327	21	22
Široki Brijeg	410	-	280	-	350	750	30	30
<b>KANTON SARAJEVO</b>	<b>82</b>	<b>23</b>	<b>101</b>	<b>84</b>	<b>238</b>	<b>1154</b>	<b>338</b>	<b>171</b>
Centar	-	-	-	-	2	36	16	-
Hadžići	32	14	18	34	21	320	23	38
Iliđža	5	-	9	4	80	224	100	63
Ilijaš	10	-	40	30	90	145	15	30
Novi Grad	14	-	4	2	24	139	120	11
Novo Sarajevo	-	-	-	-	1	20	18	11
Stari Grad	-	-	1	1	-	27	12	5
Trnovo	-	-	18	1	-	48	4	3
Vogošća	21	9	11	12	20	195	30	10
<b>KANTON 10</b>	<b>1594</b>	<b>82</b>	<b>3539</b>	<b>142</b>	<b>56</b>	<b>863</b>	<b>33</b>	<b>38</b>
Bosansko Grahovo	6	4	12	10	3	27	1	1
Drvar	8	-	12	2	43	56	5	16
Glamoč	250	25	650	15	-	375	4	2
Kupres	-	3	255	35	-	45	1	-
Livno	750	10	2040	30	10	200	17	16
Tomislavgrad	580	40	570	50	-	160	5	3

nastavak  
continued

	Kupus i kelj <i>Cabbage and kale</i>	Paradajz <i>Tomato</i>	Paprika, zelena <i>Green paper</i>	Djetelina <i>Clover</i>	Lucerka <i>Lucerne</i>	Kukuruz, zelena <i>Maize, green</i>	Stočna repa <i>Forage beet</i>	Trav.djet. smjese <i>Grass.clov. mixtures</i>	ha
<b>UNSKO-SANSKI</b>	<b>363</b>	<b>209</b>	<b>209</b>	<b>1399</b>	<b>1393</b>	<b>5747</b>	<b>3</b>	<b>2947</b>	
Bihać	75	22	21	59	82	520	-	54	
Bosanska Krupa	25	20	20	265	180	1902	-	465	
Bosanski Petrovac	-	-	-	10	-	-	-	-	
Bužim	3	4	5	700	704	95	-	1267	
Cazin	10	15	5	100	80	1200	-	800	
Ključ	15	18	18	30	45	750	3	60	
Sanski Most	115	115	125	135	102	1140	-	101	
Velika Kladuša	120	15	15	100	200	140	-	200	
<b>KANTON POSAVSKI</b>	<b>173</b>	<b>101</b>	<b>72</b>	<b>475</b>	<b>345</b>	<b>1100</b>	<b>24</b>	<b>233</b>	
Domaljevac-Šamac	15	15	15	70	10	-	-	5	
Odžak	120	50	30	320	200	1100	10	210	
Orašje	38	36	27	85	135	-	14	18	
<b>TUZLANSKI</b>	<b>1261</b>	<b>618</b>	<b>587</b>	<b>2611</b>	<b>2284</b>	<b>6946</b>	<b>394</b>	<b>2872</b>	
Banovići	5	15	8	5	5	-	-	6	
Čelić	20	20	20	190	170	30	10	60	
Doboj Istok	1	2	2	280	214	40	-	-	
Gračanica	43	36	30	550	500	800	65	480	
Gradačac	820	75	75	210	130	2500	2	-	
Kalesija	50	60	60	70	240	950	5	975	
Kladanj	1	1	1	2	-	-	5	5	
Lukavac	130	100	120	83	89	850	-	98	
Sapna	3	5	4	113	106	70	-	90	
Srebrenik	85	62	45	258	345	65	7	275	
Teočak	3	2	2	265	215	-	-	130	
Tuzla	50	60	60	285	120	300	-	253	
Živinice	50	180	160	300	150	1341	300	500	
<b>ZENIČKO-DOBOJSKI</b>	<b>290</b>	<b>123</b>	<b>106</b>	<b>3703</b>	<b>3200</b>	<b>294</b>	<b>246</b>	<b>4533</b>	
Breza	10	6	4	291	367	70	40	575	
Doboj Jug	2	3	3	94	95	24	-	90	
Kakanj	10	10	10	270	285	20	15	230	
Maglaj	7	3	1	85	60	40	4	150	
Olovo	3	4	3	3	3	-	10	2	
Tešanj	50	25	20	1310	1100	60	70	600	
Usora	2	3	3	25	25	-	-	10	
Vareš	3	-	-	16	13	-	1	70	
Visoko	125	18	28	874	897	28	79	1890	
Zavidovići	5	15	15	200	90	15	-	70	
Zenica	71	31	15	60	40	37	25	46	
Žepče	2	5	4	475	225	-	2	800	
<b>BOSANSKO-PODRINJSKI</b>	<b>46</b>	<b>22</b>	<b>27</b>	<b>104</b>	<b>944</b>	<b>19</b>	<b>6</b>	<b>69</b>	
Foča	3	3	5	25	30	4	4	30	
Goražde	36	17	20	53	888	15	-	19	
Pale	7	2	2	26	26	-	2	20	

nastavak  
continued

ha

	Kupus i kelj <i>Cabbage and kale</i>	Paradajz <i>Tomato</i>	Paprika, zelena <i>Green paper</i>	Djetelina <i>Clover</i>	Lucerka <i>Lucerne</i>	Kukuruz, zeleni <i>Maize, green</i>	Stočna repa <i>Forage beet</i>	Travn.djet. smjese <i>Grass.clov. mixtures</i>
<b>SREDNJOBOSANSKI</b>	<b>610</b>	<b>70</b>	<b>67</b>	<b>2119</b>	<b>1810</b>	<b>318</b>	<b>264</b>	<b>1502</b>
Bugojno	170	10	10	353	485	90	30	50
Busovača	15	10	8	100	10	10	10	55
Dobretići	-	-	-	-	-	3	-	-
Donji Vakuf	6	2	2	40	25	60	5	40
Fojnica	10	3	2	92	46	4	18	50
Gornji Vakuf	150	2	2	677	545	50	3	915
Jajce	46	12	9	119	45	-	32	83
Kiseljak	95	5	5	80	36	34	52	90
Kreševo	50	7	4	183	93	3	60	14
Novi Travnik	3	2	3	80	55	8	4	5
Travnik	50	6	6	100	90	6	50	-
Vitez	15	11	16	295	380	50	-	200
<b>HERCEGOVAČKO- NERETVANSKI</b>	<b>477</b>	<b>238</b>	<b>222</b>	<b>1362</b>	<b>1389</b>	<b>120</b>	<b>110</b>	<b>1831</b>
Čapljina	120	50	100	-	-	50	-	-
Čitluk	26	21	11	154	181	21	4	-
Grad Mostar	29	53	37	46	15	18	1	4
Jablanica	30	10	5	40	35	-	20	43
Konjic	240	60	40	160	125	15	50	50
Neum	6	10	6	32	53	12	13	-
Prozor-Rama	16	24	16	750	850	-	21	1684
Ravno	2	3	1	160	130	2	1	50
Stolac	8	7	6	20	-	2	-	-
<b>ZAPADNO- HERCEGOVAČKI</b>	<b>260</b>	<b>219</b>	<b>94</b>	<b>527</b>	<b>1130</b>	<b>70</b>	<b>41</b>	<b>77</b>
Grude	25	15	10	180	160	30	10	10
Ljubuški	90	160	40	130	600	40	10	25
Posušje	130	4	4	217	120	-	21	27
Široki Brijeg	15	40	40	-	250	-	-	15
<b>KANTON SARAJEVO</b>	<b>288</b>	<b>116</b>	<b>54</b>	<b>255</b>	<b>326</b>	<b>302</b>	<b>164</b>	<b>331</b>
Centar	5	4	-	2	2	-	2	2
Hadžići	18	8	7	5	4	5	10	10
Ilidža	121	30	18	130	263	297	126	232
Ilijaš	30	12	10	36	25	-	15	18
Novi Grad	75	36	10	26	22	-	-	59
Novo Sarajevo	6	9	2	-	-	-	-	4
Stari Grad	12	2	-	-	-	-	-	1
Trnovo	3	-	-	45	2	-	3	5
Vogošća	18	15	7	11	8	-	8	-
<b>KANTON 10</b>	<b>87</b>	<b>6</b>	<b>4</b>	<b>318</b>	<b>276</b>	<b>205</b>	<b>13</b>	<b>2085</b>
Bosansko Grahovo	2	1	-	3	-	-	-	-
Drvar	4	1	2	10	-	-	1	5
Glamoč	2	-	-	15	11	-	7	5
Kupres	4	-	-	-	-	-	-	15
Livno	25	3	1	50	115	5	5	1880
Tomislavgrad	50	1	1	240	150	200	-	180

PROIZVODNJA RANIH USJEVA U 2007. GODINI

PRODUCTION OF EARLY CROPS IN 2007.

	Pšenica <i>Wheat</i>	Raž <i>Rye</i>	Ječam <i>Barley</i>	Zob <i>Oats</i>
--	-------------------------	-------------------	------------------------	--------------------

Požnjevena površina, ha

*Harvested area, ha*

<b>Federacija Bosne i Hercegovine</b>	<b>19622</b>	<b>1297</b>	<b>8660</b>	<b>2999</b>
Unsko-sanski	5591	423	1130	1319
Kanton Posavski	3255	-	635	65
Tuzlanski	3844	289	527	778
Zeničko-dobojski	2131	79	405	145
Bosansko-podrinjski	42	5	24	4
Srednjobosanski	1795	396	1033	378
Hercegovačko neretvanski	376	18	528	96
Zapadno-hercegovački	962	1	737	1
Kanton Sarajevo	72	19	80	76
Kanton 10	1554	67	3562	137

Ukupna proizvodnja, tona

*Total production, tons*

<b>Federacija Bosne i Hercegovine</b>	<b>71682</b>	<b>4282</b>	<b>22348</b>	<b>8123</b>
Unsko-sanski	20194	1569	4349	3377
Kanton Posavski	13643	-	2514	218
Tuzlanski	16202	999	1853	2599
Zeničko-dobojski	7887	268	1304	410
Bosansko-podrinjski	142	10	66	10
Srednjobosanski	5019	1143	2250	886
Hercegovačko neretvanski	1184	43	1435	224
Zapadno-hercegovački	2774	2	1904	2
Kanton Sarajevo	239	60	173	161
Kanton 10	4399	189	6501	236

Prosječan prinos, t/ha

*Yield t/ha*

<b>Federacija Bosne i Hercegovine</b>	<b>3,7</b>	<b>3,3</b>	<b>2,6</b>	<b>2,7</b>
Unsko-sanski	3,6	3,7	3,8	2,6
Kanton Posavski	4,2	-	4,0	3,4
Tuzlanski	4,2	3,5	3,5	3,3
Zeničko-dobojski	3,7	3,4	3,2	2,8
Bosansko-podrinjski	3,4	2,0	2,7	2,5
Srednjobosanski	2,8	2,9	2,2	2,3
Hercegovačko neretvanski	3,1	2,4	2,7	2,3
Zapadno-hercegovački	2,9	2,1	2,6	1,8
Kanton Sarajevo	3,3	3,1	2,2	2,1
Kanton 10	2,8	2,8	1,8	1,7

**PROIZVODNJA RANOG VOĆA U 2007. GODINI**  
*PRODUCTION OF EARLY FRUIT IN 2007.*

	<b>Trešnje</b> <i>Cherry</i>	<b>Višnje</b> <i>Sour cherry</i>	<b>Kajsije</b> <i>Apricot</i>
<b>Broj stabala sposobnih za rod</b> <i>Number of bearing trees</i>			
<b>Federacija Bosne i Hercegovine</b>	<b>401421</b>	<b>141411</b>	<b>58116</b>
Unsko-sanski	34845	6313	2500
Kanton Posavski	1420	1880	300
Tuzlanski	97550	40780	27440
Zeničko-dobojski	57140	25315	2180
Bosansko-podrinjski	29500	8000	70
Srednjobosanski	11620	5049	10
Hercegovačko neretvanski	93012	7480	19061
Zapadno-hercegovački	32290	6375	4400
Kanton Sarajevo	42414	38614	2155
Kanton 10	1630	1605	-
<b>Ukupna proizvodnja, tona</b> <i>Total production, tons</i>			
<b>Federacija Bosne i Hercegovine</b>	<b>4567</b>	<b>1201</b>	<b>582</b>
Unsko-sanski	259	37	13
Kanton Posavski	38	28	1
Tuzlanski	1252	298	181
Zeničko-dobojski	733	210	24
Bosansko-podrinjski	268	42	1
Srednjobosanski	246	80	-
Hercegovačko neretvanski	1107	65	312
Zapadno-hercegovački	187	35	38
Kanton Sarajevo	449	350	12
Kanton 10	28	56	-
<b>Prosječan prinos, kg/stablu</b> <i>Yield kg/tree</i>			
<b>Federacija Bosne i Hercegovine</b>	<b>11,4</b>	<b>8,5</b>	<b>10,0</b>
Unsko-sanski	7,4	5,9	5,2
Kanton Posavski	26,8	14,9	3,3
Tuzlanski	12,8	7,3	6,6
Zeničko-dobojski	12,8	8,3	10,8
Bosansko-podrinjski	9,1	5,3	10,0
Srednjobosanski	21,1	15,8	-
Hercegovačko neretvanski	11,9	8,7	16,4
Zapadno-hercegovački	5,8	5,5	8,6
Kanton Sarajevo	10,6	9,1	5,8
Kanton 10	17,2	34,9	-

PROIZVODNJA KASNIH USJEVA U 2007. GODINI

PRODUCTION OF LATE CROPS IN 2007.

	Kukuruz	Krompir	Grah	Luk crni	Kupus i kelj	Paradajz
	<i>Maize-grain</i>	<i>Potato</i>	<i>Bean</i>	<i>Onion</i>	<i>Cabbage and kale</i>	<i>Tomato</i>

Požnjevena površina, ha

*Harvested area, ha*

<b>Federacija Bosne i Hercegovine</b>	<b>47154</b>	<b>23449</b>	<b>4907</b>	<b>3148</b>	<b>3904</b>	<b>1775</b>
Unsko-sanski	13470	3933	2620	389	363	209
Kanton Posavski	6055	277	85	76	173	101
Tuzlanski	20987	7365	737	896	1258	617
Zeničko-dobojski	3882	2284	417	587	290	123
Bosansko-podrinjski	37	340	34	20	46	22
Srednjobosanski	1181	3470	578	302	614	72
Hercegovačko-neretvanski	191	2115	138	274	477	296
Zapadno-hercegovački	880	1757	97	231	260	219
Kanton Sarajevo	234	1119	171	343	288	111
Kanton 10	237	789	30	30	135	5

Ukupna proizvodnja, tona

*Total production, tons*

<b>Federacija Bosne i Hercegovine</b>	<b>176227</b>	<b>210449</b>	<b>5453</b>	<b>22397</b>	<b>53028</b>	<b>16542</b>
Unsko-sanski	62625	36889	3119	3364	6179	2996
Kanton Posavski	24174	2812	130	957	5406	1760
Tuzlanski	73299	70860	491	4597	9770	2561
Zeničko-dobojski	10922	18350	402	6078	6080	907
Bosansko-podrinjski	48	7019	49	184	598	185
Srednjobosanski	1393	22837	665	1406	6353	320
Hercegovačko-neretvanski	613	21229	182	2134	10040	5214
Zapadno-hercegovački	1556	8456	90	1509	2199	1766
Kanton Sarajevo	476	9145	259	1994	2913	794
Kanton 10	1121	12871	66	174	3490	39

Prosječan prinos, t/ha

*Yield t/ha*

<b>Federacija Bosne i Hercegovine</b>	<b>3,7</b>	<b>9,0</b>	<b>1,1</b>	<b>7,1</b>	<b>13,6</b>	<b>9,3</b>
Unsko-sanski	4,6	9,4	1,2	8,6	17,0	14,3
Kanton Posavski	4,0	10,2	1,5	12,6	31,2	17,4
Tuzlanski	3,5	9,6	0,7	5,1	7,8	4,2
Zeničko-dobojski	2,8	8,0	1,0	10,4	21,0	7,4
Bosansko-podrinjski	1,3	20,6	1,4	9,2	13,0	8,4
Srednjobosanski	1,2	6,6	1,2	4,7	10,3	4,4
Hercegovačko-neretvanski	3,2	10,0	1,3	7,8	21,0	17,6
Zapadno-hercegovački	1,8	4,8	0,9	6,5	8,5	8,1
Kanton Sarajevo	2,0	8,2	1,5	5,8	10,1	7,2
Kanton 10	4,7	16,3	2,2	5,8	25,9	7,8



nastavak  
continued

	Paprika <i>Green paper</i>	Djetelina <i>Clover</i>	Lucerka <i>Lucerne</i>	Kukuruz, zeleni <i>Maize, green</i>	Stočna repa <i>Forage beet</i>	Travno djet.smjese <i>Grass.clov. mixtures</i>
--	-----------------------------------	----------------------------	---------------------------	---	--	--

Požnjevena površina, hektara  
*Harvested area, ha*

<b>Federacija Bosne i Hercegovine</b>	<b>1442</b>	<b>12902</b>	<b>13510</b>	<b>15341</b>	<b>1235</b>	<b>17110</b>
Unsko-sanski	209	1399	1788	5751	9	2942
Kanton Posavski	72	470	340	1100	24	246
Tuzlanski	587	2602	2239	6946	394	3321
Zeničko-dobojski	107	3723	3221	294	246	4537
Bosansko-podrinjski	27	104	917	19	6	69
Srednjobosanski	67	2099	1800	414	213	1542
Hercegovačko-neretvanski	222	1362	1395	150	110	1831
Zapadno-hercegovački	94	527	1130	70	41	77
Kanton Sarajevo	53	241	314	312	139	320
Kanton 10	4	375	366	285	53	2225

Ukupna proizvodnja, tona  
*Total production, tons*

<b>Federacija Bosne i Hercegovine</b>	<b>13269</b>	<b>46501</b>	<b>55676</b>	<b>254760</b>	<b>11911</b>	<b>53253</b>
Unsko-sanski	4437	4025	6355	130006	54	6829
Kanton Posavski	795	1027,5	750	14300	350	465
Tuzlanski	1797	8801	7689	80567	4790	8137
Zeničko-dobojski	819	16336	15424	3588	3062	18078
Bosansko-podrinjski	218	484	7268	595	40	258
Srednjobosanski	258	8552	8064	5318	2282	6083
Hercegovačko-neretvanski	4319	4446	5326	3496	1187	5418
Zapadno-hercegovački	242	1217	2105	400	166	146
Kanton Sarajevo	353	722	1514	8340	1993	1035
Kanton 10	31	890	1183	8150	987	6805

Prosječan prinos, t/ha  
*Yield t/ha*

<b>Federacija Bosne i Hercegovine</b>	<b>9,2</b>	<b>3,6</b>	<b>4,1</b>	<b>16,6</b>	<b>12,1</b>	<b>3,1</b>
Unsko-sanski	21,2	2,9	3,6	22,6	6,0	2,3
Kanton Posavski	11,0	2,2	2,2	13,0	14,6	1,9
Tuzlanski	3,1	3,4	3,4	11,6	12,2	2,5
Zeničko-dobojski	7,7	4,4	4,8	12,2	12,4	4,0
Bosansko-podrinjski	8,1	4,7	7,9	31,3	6,7	3,7
Srednjobosanski	3,9	4,1	4,5	12,8	10,7	3,9
Hercegovačko-neretvanski	19,5	3,3	3,8	23,3	10,8	3,0
Zapadno-hercegovački	2,6	2,3	1,9	5,7	4,0	1,9
Kanton Sarajevo	6,7	3,0	4,8	26,7	14,3	3,2
Kanton 10	7,8	2,4	3,2	28,6	18,6	3,1

PROIZVODNJA KASNOG VOĆA U 2007. GODINI

PRODUCTION OF LATE FRUIT IN 2007.

	Jabuke <i>Apple</i>	Kruške <i>Pear</i>	Šljive <i>Plum</i>	Breskve <i>Peach</i>	Orasi <i>Walnut</i>
--	------------------------	-----------------------	-----------------------	-------------------------	------------------------

Broj stabala sposobnih za rod

*Number of bearing trees*

<b>Federacija Bosne i Hercegovine</b>	<b>1914616</b>	<b>966744</b>	<b>4987503</b>	<b>403173</b>	<b>303798</b>
Unsko-sanski	149720	54138	976258	3170	78642
Kanton Posavski	9200	4170	60000	1700	2460
Tuzlanski	697385	349970	1925820	31717	55165
Zeničko-dobojski	362654	152350	517366	3980	27701
Bosansko-podrinjski	88600	44000	198000	400	39600
Srednjobosanski	157900	85495	305790	63	24835
Hercegovačko neretvanski	181850	78165	586750	347300	28404
Zapadno-hercegovački	27190	9700	23300	13200	10370
Kanton Sarajevo	222347	169991	301219	1565	18506
Kanton 10	17770	18765	93000	78	18115

Ukupna proizvodnja, tona

*Total production, tons*

<b>Federacija Bosne i Hercegovine</b>	<b>19702</b>	<b>7458</b>	<b>45277</b>	<b>6942</b>	<b>2687</b>
Unsko-sanski	1355	423	8818	8	324
Kanton Posavski	110	55	530	11	23
Tuzlanski	5608	2030	16258	203	478
Zeničko-dobojski	4630	1602	3968	44	312
Bosansko-podrinjski	818	208	523	2	676
Srednjobosanski	2025	914	2234	0	284
Hercegovačko neretvanski	1572	456	10031	6545	149
Zapadno-hercegovački	147	37	41	122	68
Kanton Sarajevo	3257	1603	1676	7	189
Kanton 10	180	130	1198	0	183

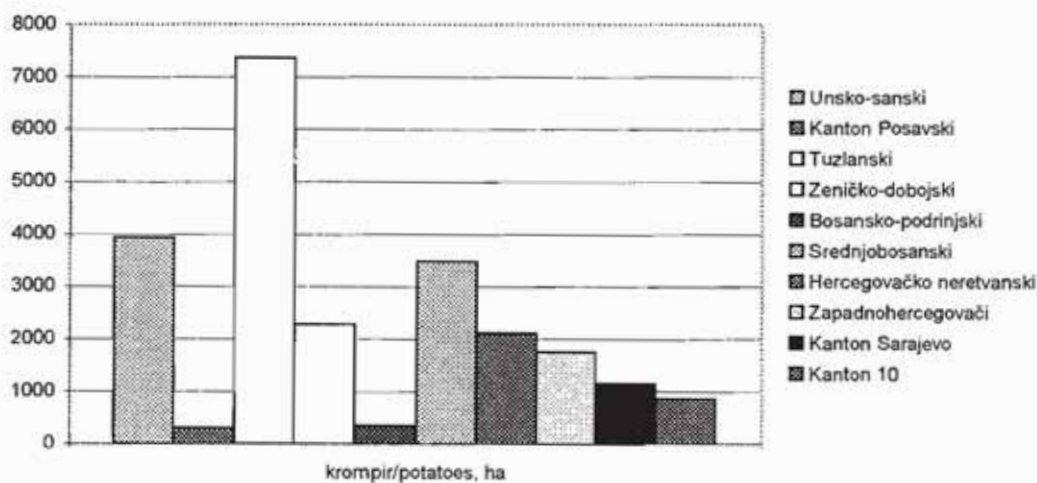
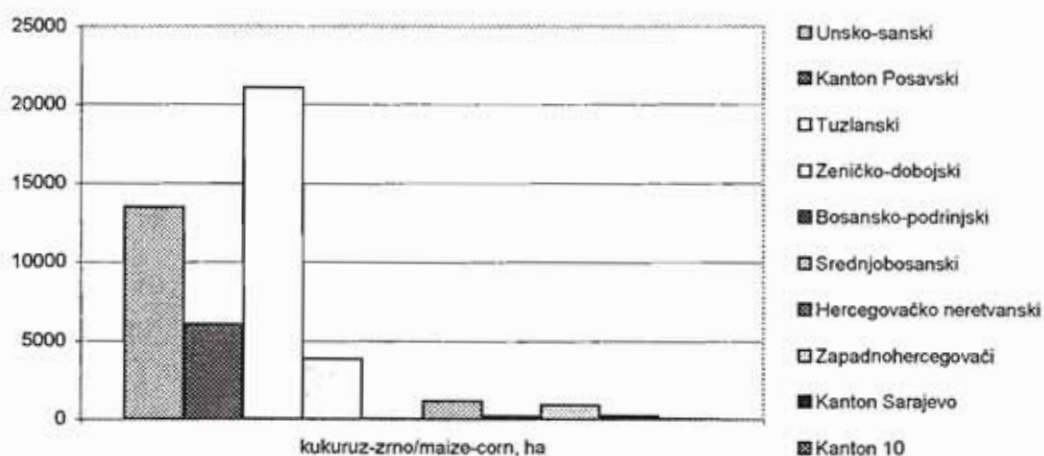
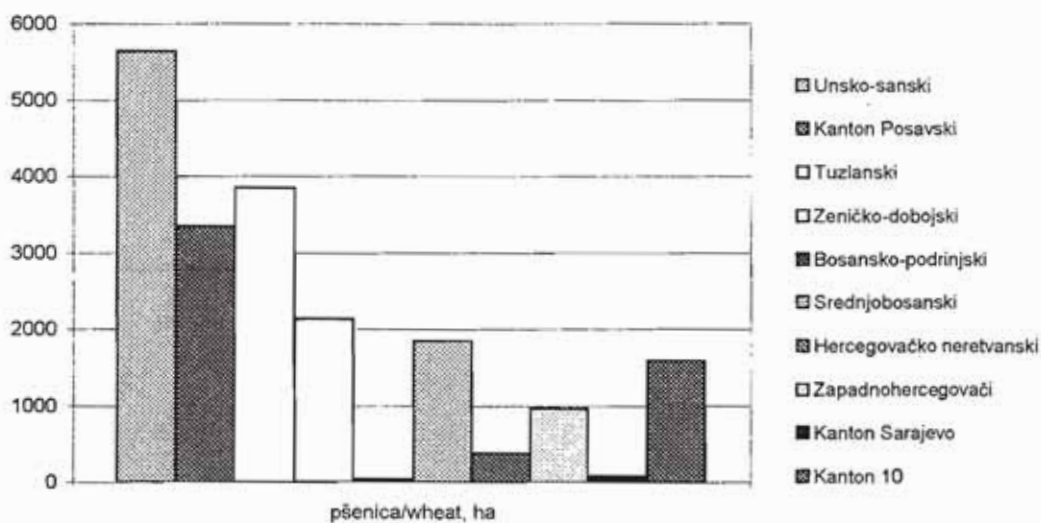
Prosječan prinos, kg po stablu

*Yield kg/tree*

<b>Federacija Bosne i Hercegovine</b>	<b>10,3</b>	<b>7,7</b>	<b>9,1</b>	<b>17,2</b>	<b>8,8</b>
Unsko-sanski	9,1	7,8	9,0	2,6	4,1
Kanton Posavski	12,0	13,2	8,8	6,6	9,4
Tuzlanski	8,0	5,8	8,4	6,4	8,7
Zeničko-dobojski	12,8	10,5	7,7	11,1	11,3
Bosansko-podrinjski	9,2	4,7	2,6	5,0	17,1
Srednjobosanski	12,8	10,7	7,3	5,0	11,4
Hercegovačko neretvanski	8,6	5,8	17,1	18,8	5,2
Zapadno-hercegovački	5,4	3,8	1,8	9,2	6,6
Kanton Sarajevo	14,6	9,4	5,6	4,2	10,2
Kanton 10	10,1	6,9	12,9	5,1	10,1

ZASIJANE POVRŠINE GLAVNIH RATARSKIH USJEVA PO KANTONIMA, 2007

SOWN AREA WITH MAIN CROPS BY CANTONS, 2007



**PRINOSI USJEVA I VOĆA PO KANTONIMA I OPĆINAMA U 2007. GODINI**  
*CROP AND FRUIT PRODUCTION BY CANTONS AND MUNICIPALITIES IN 2007.*

	Pšenica <i>Wheat</i>		Raž <i>Rye</i>		Ječam <i>Barley</i>		Zob <i>Oats</i>		Kukuruz-zrno <i>Maize - grain</i>	
	ukupan prinos, t <i>total pro- duction, t</i>	prinos t/ha <i>yield t/ha</i>	ukupan prinos, t <i>total pro- duction, t</i>	prinos t/ha <i>yield t/ha</i>	ukupan prinos, t <i>total pro- duction, t</i>	prinos t/ha <i>yield t/ha</i>	ukupan prinos, t <i>total pro- duction, t</i>	prinos t/ha <i>yield t/ha</i>	ukupan prinos, t <i>total pro- duction, t</i>	prinos t/ha <i>yield t/ha</i>
<b>UNSKO-SANSKI</b>	<b>20194</b>	<b>3,6</b>	<b>1569</b>	<b>3,7</b>	<b>4349</b>	<b>3,8</b>	<b>3377</b>	<b>2,6</b>	<b>62625</b>	<b>4,6</b>
Bihać	1342	2,6	73	2,5	208	2,0	110	2,0	1530	3,0
Bosanska Krupa	2850	3,8	350	3,5	480	3,0	-	-	2550	3,0
Bosanski Petrovac	88	2,5	45	3,0	113	2,5	200	2,5	60	2,0
Bužim	333	3,5	15	3,0	15	3,0	42	2,8	1280	4,0
Cazin	11200	4,0	1000	4,0	2000	5,0	2250	2,5	6840	1,9
Ključ	117	1,8	10	2,0	53	2,5	108	1,8	1950	3,0
Sanski Most	1925	3,5	76	4,0	1240	3,7	640	3,2	21655	7,1
Velika Kladuša	2340	3,0	-	-	240	4,0	27	3,0	26760	6,0
<b>KANTON POSAVSKI</b>	<b>13643</b>	<b>4,2</b>	<b>-</b>	<b>-</b>	<b>2514</b>	<b>4,0</b>	<b>218</b>	<b>3,4</b>	<b>24174</b>	<b>4,0</b>
Domaljevac-Šamac	1125	4,5	-	-	250	5,0	-	-	2220	3,0
Odžak	7518	4,3	-	-	1400	4,4	148	3,7	13570	5,0
Orašje	5000	4,0	-	-	864	3,2	70	2,8	8384	3,2
<b>TUZLANSKI</b>	<b>16.202</b>	<b>4,2</b>	<b>999</b>	<b>3,5</b>	<b>1.853</b>	<b>3,5</b>	<b>2599</b>	<b>3,3</b>	<b>73.254</b>	<b>3,5</b>
Banovići	189	2,2	7	2,2	9	2,2	26	2,2	458	1,5
Čelić	1.081	4,5	30	3,0	120	3,0	150	3,0	1.500	2,0
Doboj Istok	600	5,0	-	-	110	5,5	-	-	1.000	4,0
Gračanica	1.750	5,0	18	3,5	19	3,7	98	3,9	10.049	3,5
Gradačac	5.850	4,5	-	-	45	3,0	180	3,0	14.525	3,5
Kalesija	1.218	4,2	35	3,5	350	3,5	315	3,5	11.600	5,0
Kladanj	24	4,0	2	3,5	2	3,0	15	3,0	780	2,6
Lukavac	2.160	4,0	630	3,5	823	3,5	1225	3,5	11.200	3,2
Sapna	540	3,0	-	-	-	-	12	2,0	840	2,8
Srebrenik	369	4,5	17	3,4	12	5,1	233	3,1	5.812	2,8
Teočak	396	3,6	15	3,0	48	3,2	45	3,0	1.120	3,2
Tuzla	1.815	3,8	245	3,5	315	3,5	210	3,5	6.370	3,5
Živinice	210	3,5	-	-	-	-	90	3,0	8.000	4,0
<b>ZENIČKO-DOBOJSKI</b>	<b>7.887</b>	<b>3,7</b>	<b>268</b>	<b>3,4</b>	<b>1.304</b>	<b>3,2</b>	<b>410</b>	<b>2,8</b>	<b>10.923</b>	<b>2,8</b>
Breza	42	2,8	-	-	26	2,6	24	2,0	23	1,5
Doboj Jug	49	1,4	-	-	5	1,2	6	1,2	150	2,5
Kakanj	240	3,0	3	2,5	113	2,5	13	2,5	400	5,0
Maglaj	160	4,0	21	3,0	42	3,5	15	3,0	425	2,5
Olovo	14	2,0	3	1,5	6	1,5	5	1,5	338	6,8
Tešanj	1.800	4,5	-	-	105	3,5	90	3,0	4.125	2,5
Usora	1.800	4,0	160	4,0	320	4,0	160	4,0	750	5,0
Vareš	4	2,0	-	-	30	2,0	11	1,5	10	2,0
Visoko	986	2,9	7	2,4	14	2,3	9	2,2	575	2,3
Zavidovići	1.330	3,5	3	3,0	6	2,8	3	2,5	1.500	3,0
Zenica	462	3,5	56	2,8	129	2,5	50	2,0	627	4,1
Žepče	1.007	4,0	15	3,0	508	3,5	24	3,0	2.000	2,5
<b>BOSANSKO- PODRINJSKI</b>	<b>142</b>	<b>3,4</b>	<b>10</b>	<b>2,0</b>	<b>66</b>	<b>2,7</b>	<b>10</b>	<b>2,3</b>	<b>49</b>	<b>1,3</b>
Foča	18	3,0	-	-	2	1,8	2	1,5	6	3,0
Goražde	118	3,7	6	2,8	61	2,9	8	2,5	40	1,2
Pale	6	1,5	4	1,4	3	1,4	-	-	3	1,4

	Pšenica <i>Wheat</i>		Raž <i>Rye</i>		Ječam <i>Barley</i>		Zob <i>Oats</i>		Kukuruz-zrno <i>Maize - grain</i>	
	ukupan prinos, t <i>total pro- duction, t</i>	prinos t/ha <i>yield t/ha</i>	ukupan prinos, t <i>total pro- duction, t</i>	prinos t/ha <i>yield t/ha</i>	ukupan prinos, t <i>total pro- duction, t</i>	prinos t/ha <i>yield t/ha</i>	ukupan prinos, t <i>total pro- duction, t</i>	prinos t/ha <i>yield t/ha</i>	ukupan prinos, t <i>total pro- duction, t</i>	prinos t/ha <i>yield t/ha</i>
	<b>SREDNJOBOSANSKI</b>	<b>5.019</b>	<b>2,8</b>	<b>1143</b>	<b>2,9</b>	<b>2.250</b>	<b>2,2</b>	<b>886</b>	<b>2,3</b>	<b>1394</b>
Bugojno	640	4,0	492	4,1	405	1,5	180	3,0	120	3,0
Busovača	189	1,3	28	1,4	40	1,3	68	1,1	300	1,0
Dobretići	-	-	-	-	-	-	-	-	-	-
Donji Vakuf	80	4,0	20	4,0	36	3,0	15	3,0	100	2,0
Fojnica	403	3,1	136	2,9	107	2,9	70	2,7	106	2,8
Gornji Vakuf-Uskoplje	754	2,6	100	2,5	473	2,7	75	2,5	38	2,5
Jajce	50	1,1	-	-	74	1,3	12	1,2	158	1,8
Kiseljak	599	2,7	186	2,0	106	1,9	10	1,0	198	1,3
Kreševo	6	1,0	2	1,0	41	1,1	2	1,0	7	1,2
Novi Travnik	390	2,6	69	2,3	145	2,3	60	2,0	38	1,5
Travnik	906	2,7	50	2,5	250	2,5	30	2,0	120	1,5
Vitez	1.002	3,6	60	3,2	573	3,0	364	2,8	209	0,5
<b>HERCEGOVAČKO- NERETVANSKI</b>	<b>1.183</b>	<b>3,1</b>	<b>43</b>	<b>2,4</b>	<b>1.435</b>	<b>2,7</b>	<b>224</b>	<b>2,3</b>	<b>613</b>	<b>3,2</b>
Čapljina	20	4,0	-	-	15	3,0	-	-	25	5,0
Čitluk	405	3,0	-	-	228	3,5	12	1,5	86	2,0
Grad Mostar	20	1,7	13	1,6	16	1,6	4	1,8	11	1,9
Jablanica	-	-	-	-	120	4,0	-	-	150	5,0
Konjic	-	-	-	-	520	2,0	75	1,5	120	3,0
Neum	240	3,0	30	3,0	263	3,5	-	-	16	2,0
Prozor-Rama	8	2,1	-	-	15	2,0	-	-	80	4,0
Ravno	280	4,0	-	-	160	4,0	120	4,0	120	4,0
Stolac	210	3,0	-	-	98	2,8	14	2,5	5	0,5
<b>ZAPADNO- HERCEGOVAČKI</b>	<b>2.774</b>	<b>2,9</b>	<b>2</b>	<b>2,1</b>	<b>1.904</b>	<b>2,6</b>	<b>2</b>	<b>1,8</b>	<b>1.556</b>	<b>1,8</b>
Grude	540	3,0	-	-	588	2,8	-	-	432	1,8
Ljubuški	396	2,2	-	-	330	2,2	-	-	455	3,5
Posušje	403	2,1	2	2,1	146	1,5	2	1,8	144	0,9
Široki Brijeg	1.435	3,5	-	-	840	3,0	-	-	525	1,5
<b>KANTON SARAJEVO</b>	<b>239</b>	<b>3,3</b>	<b>60</b>	<b>3,1</b>	<b>173</b>	<b>2,2</b>	<b>161</b>	<b>2,1</b>	<b>476</b>	<b>2,0</b>
Centar	-	-	-	-	-	-	-	-	6	2,0
Hadžići	160	5,0	56	4,0	81	4,5	102	3,0	48	2,3
Iliđža	16	3,2	-	-	16	1,8	6	1,5	168	2,1
Ilijaš	24	2,4	-	-	60	1,5	45	1,5	180	2,0
Novi Grad	28	2,0	-	-	10	2,5	3	1,3	50	2,1
Novo Sarajevo	-	-	-	-	-	-	-	-	1	1,0
Stari Grad	-	-	-	-	1	1,0	1	1,0	-	-
Trnovo	-	-	-	-	-	-	-	-	-	-
Vogošća	11	1,0	4	0,8	5	0,7	4	0,7	23	1,5
<b>KANTON 10</b>	<b>4.399</b>	<b>2,8</b>	<b>189</b>	<b>2,8</b>	<b>6.501</b>	<b>1,8</b>	<b>236</b>	<b>1,7</b>	<b>1.121</b>	<b>4,7</b>
Bosansko Grahovo	13	2,1	9	2,2	17	1,5	12	1,2	-	-
Drvar	9	1,1	-	-	18	1,5	3	1,5	120	2,8
Glamoč	875	3,5	-	-	1625	2,5	25	2,5	-	-
Kupres	-	-	26	2,0	383	1,5	53	1,5	-	-
Livno	1.650	2,2	22	2,2	3060	1,5	33	1,1	12	1,2
Tomislavgrad	1.852	3,4	132	3,3	1398	2,4	110	2,2	988	5,4

	Krompir <i>Potato</i>		Grah <i>Bean</i>		Luk crni <i>Onion</i>		Kupus i kelj <i>Cabbage and kale</i>		Paradajz <i>Tomato</i>	
	ukupan prinos, t <i>total pro- duction, t</i>	prinos t/ha <i>yield t/ha</i>	ukupan prinos, t <i>total pro- duction, t</i>	prinos t/ha <i>yield t/ha</i>	ukupan prinos, t <i>total pro- duction, t</i>	t/ha <i>yield t/ha</i>	ukupan prinos, t <i>total pro- duction, t</i>	prinos t/ha <i>yield t/ha</i>	ukupan prinos, t <i>total pro- duction, t</i>	prinos t/ha <i>yield t/ha</i>
<b>UNSKO-SANSKI</b>	<b>36889</b>	<b>9,4</b>	<b>3119</b>	<b>1,2</b>	<b>3364</b>	<b>8,6</b>	<b>6179</b>	<b>17,0</b>	<b>2996</b>	<b>14,3</b>
Bihać	2970	9,0	33	1,5	92	4,0	1125	15,0	110	5,0
Bosanska Krupa	2240	6,4	720	1,4	72	3,6	240	9,6	320	16,0
Bosanski Petrovac	2080	13,0	20	1,0	110	11,0	-	-	-	-
Bužim	747	9,0	81	1,4	96	8,0	27	9,0	40	10,0
Cazin	2200	2,2	210	0,3	446	3,3	30	3,0	38	2,5
Ključ	950	5,0	180	2,0	125	5,0	105	7,0	90	5,0
Sanski Most	20502	20,1	1075	2,5	2223	19,5	3692	32,1	2323	20,2
Velika Kladuša	5200	6,5	800	1,0	200	4,0	960	8,0	75	5,0
<b>KANTON POSAVSKI</b>	<b>2812</b>	<b>10,2</b>	<b>130</b>	<b>1,5</b>	<b>957</b>	<b>12,6</b>	<b>5406</b>	<b>31,2</b>	<b>1760</b>	<b>17,4</b>
Domaljevac-Šamac	100	4,0	15	1,0	24	4,0	150	10,0	150	10,0
Odžak	1920	16,0	100	2,5	720	16,0	4800	40,0	1250	25,0
Orašje	792	6,0	15	0,5	213	8,5	456	12,0	360	10,0
<b>TUZLANSKI</b>	<b>70.869</b>	<b>9,6</b>	<b>491</b>	<b>0,7</b>	<b>4.612</b>	<b>5,1</b>	<b>9810</b>	<b>7,8</b>	<b>2.561</b>	<b>4,2</b>
Banovići	1.920	8,0	12	0,2	24	3,0	30	6,0	120	8,0
Čelić	540	6,0	30	1,0	240	4,0	80	4,0	60	3,0
Doboj Istok	2.000	10,0	1	1,0	100	10,0	20	20,0	40	20,0
Gračanica	5.420	6,0	4	0,1	1143	12,0	640	15,0	350	10,0
Gradačac	5.040	7,0	112	0,7	1440	4,5	5330	6,5	225	3,0
Kalesija	8.850	15,0	66	1,1	250	5,0	450	9,0	240	4,0
Kladanj	3.240	8,1	16	0,8	64	3,2	8	8,0	5	4,5
Lukavac	15.770	19,0	14	0,2	200	4,0	1950	15,0	350	3,5
Sapna	1.150	5,0	6	0,7	10	2,5	15	6,0	18	4,0
Srebrenik	5.390	14,0	53	1,1	388	4,0	357	4,2	155	2,5
Teočak	480	6,0	5	0,5	56	7,0	30	10,0	8	4,0
Tuzla	5.000	10,0	28	0,4	312	4,8	500	10,0	270	4,5
Živinice	16.060	7,3	144	0,9	385	3,5	400	8,0	720	4,0
<b>ZENIČKO-DOBOJSKI</b>	<b>18.350</b>	<b>8,0</b>	<b>402</b>	<b>1,0</b>	<b>6078</b>	<b>10,4</b>	<b>6080</b>	<b>21,0</b>	<b>907</b>	<b>7,4</b>
Breza	780	6,5	6	0,5	53	3,5	30	3,0	9	1,5
Doboj Jug	29	1,8	2	0,5	3	1,0	2	1,0	5	1,5
Kakanj	715	5,5	48	1,2	120	4,0	40	4,0	25	2,5
Maglaj	900	6,0	18	0,7	90	6,0	70	10,0	18	6,0
Olovo	840	14,0	38	1,5	48	8,0	21	7,0	20	5,0
Tešanj	1.380	4,6	28	0,7	160	4,0	500	10,0	88	3,5
Usora	72	1,8	6	1,4	4	2,0	4	2,0	6	2,0
Vareš	360	5,0	2	0,7	8	2,5	12	4,0	-	-
Visoko	4.314	9,1	185	1,0	266	14,0	2875	23,0	180	10,0
Zavidovići	2.100	15,0	32	0,8	500	10,0	50	10,0	300	20,0
Zenica	6.300	9,0	30	1,0	4812	12,0	2464	35,0	226	7,4
Žepče	560	7,0	7	0,7	14	4,5	12	6,0	30	6,0
<b>BOSANSKO- PODRINJSKI</b>	<b>7.019</b>	<b>20,6</b>	<b>49</b>	<b>1,5</b>	<b>184</b>	<b>9,2</b>	<b>598</b>	<b>13,0</b>	<b>185</b>	<b>8,4</b>
Foča	389	8,1	6	1,3	72	18,0	45	15,0	57	18,9
Goražde	6.570	23,3	38	1,6	77	7,0	504	14,0	122	7,2
Pale	60	6,0	5	1,0	35	7,0	49	7,0	6	3,0

	Krompir		Grah		Luk crni		Kupus i kelj		Paradajz	
	Potato		Bean		Onion		Cabbage and kale		Tomato	
	ukupan prinos, t total pro- duction, t	prinos t/ha yield t/ha	ukupan prinos, t total pro- duction, t	prinos t/ha yield t/ha	ukupan prinos, t total pro- duction, t	prinos t/ha yield t/ha	ukupan prinos, t total pro- duction, t	prinos t/ha yield t/ha	ukupan prinos, t total pro- duction, t	prinos t/ha yield t/ha
<b>SREDNJOBOSANSKI</b>	<b>22.837</b>	<b>6,6</b>	<b>665</b>	<b>1,2</b>	<b>1406</b>	<b>4,7</b>	<b>6353</b>	<b>10,3</b>	<b>320</b>	<b>4,4</b>
Bugojno	3.760	9,0	105	1,5	560	8,0	2720	16,0	80	8,0
Busovača	900	4,5	40	0,5	20	2,0	105	7,0	40	4,0
Donji Vakuf	1.000	4,0	-	-	40	4,0	70	7,0	35	7,0
Fojnica	4.598	9,0	185	2,5	168	4,0	180	18,0	15	5,0
Gornji Vakuf	4.500	6,0	7	1,0	56	8,0	2250	15,0	10	5,0
Jajce	3.280	8,0	168	1,1	90	3,0	368	8,0	48	4,0
Kiseljak	1.600	8,0	80	2,0	210	3,5	247	2,6	5	1,0
Kreševo	481	3,7	30	1,0	49	2,7	85	1,7	4	0,5
Novi Travnik	340	3,4	5	0,9	8	1,5	18	6,0	3	3,0
Travnik	959	4,5	21	0,7	45	1,5	100	2,0	3	0,5
Vitez	1.419	4,8	24	0,5	160	8,0	210	14,0	77	7,0
<b>HERCEGOVAČKO- NERETVANSKI</b>	<b>21.230</b>	<b>10,0</b>	<b>182</b>	<b>1,3</b>	<b>2134</b>	<b>7,8</b>	<b>10040</b>	<b>21,0</b>	<b>5214</b>	<b>17,6</b>
Čapljina	5.000	25,0	-	-	90	30,0	5400	45,0	2000	40,0
Čitluk	2.458	6,4	-	-	90	3,0	208	8,0	252	12,0
Grad Mostar	6.212	10,6	66	2,0	304	6,9	331	11,4	371	7,0
Jablanica	1.000	10,0	15	3,0	120	6,0	240	8,0	40	4,0
Konjic	2.320	8,0	75	1,0	1400	10,0	3600	15,0	1800	30,0
Neum	520	8,0	11	1,0	30	2,0	60	10,0	60	6,0
Prozor-Rama	1.950	7,5	13	1,0	60	4,0	96	6,0	108	4,5
Ravno	490	7,0	-	-	4	4,0	40	20,0	30	10,0
Stolac	1.280	8,0	2	2,0	36	6,0	65	8,0	553	8,5
<b>ZAPADNO- HERCEGOVAČKI</b>	<b>8.455</b>	<b>4,8</b>	<b>90</b>	<b>0,9</b>	<b>1509</b>	<b>6,5</b>	<b>2199</b>	<b>8,5</b>	<b>1766</b>	<b>8,1</b>
Grude	1.600	4,0	5	0,5	60	3,0	100	4,0	30	2,0
Ljubuški	4.200	15,0	30	0,9	1360	8,5	1755	19,5	1680	10,5
Posušje	556	1,7	46	2,1	53	2,5	299	2,3	8	2,0
Široki Brijeg	2.100	2,8	9	0,3	36	1,2	45	3,0	48	1,2
<b>KANTON SARAJEVO</b>	<b>9.145</b>	<b>8,2</b>	<b>259</b>	<b>1,5</b>	<b>1994</b>	<b>5,8</b>	<b>2913</b>	<b>10,1</b>	<b>794</b>	<b>7,2</b>
Centar	252	7,0	-	-	80	5,0	40	8,0	16	4,0
Hadžići	3.520	11,0	114	3,0	184	8,0	198	11,0	40	5,0
Ilidža	1.680	7,5	63	1,0	490	4,9	1549	12,8	315	10,5
Ilijaš	540	4,0	30	1,0	45	3,0	120	4,0	24	2,0
Novi Grad	695	5,0	12	1,1	720	6,0	600	8,0	288	8,0
Novo Sarajevo	160	8,0	13	1,2	144	8,0	78	13,0	36	4,0
Stari Grad	192	7,1	14	2,7	86	7,2	76	6,3	5	2,7
Trnovo	576	12,0	3	1,0	35	10,0	36	12,0	-	-
Vogošća	1.530	9,0	10	1,0	210	6,0	216	12,0	70	7,0
<b>KANTON 10</b>	<b>12.871</b>	<b>16,3</b>	<b>66</b>	<b>2,2</b>	<b>174</b>	<b>5,8</b>	<b>3490</b>	<b>25,9</b>	<b>39</b>	<b>7,8</b>
Bosansko Grahovo	37	11,9	6	5,0	3	4,1	5	12,9	-	-
Drvar	224	4,0	20	2,0	22	4,4	60	15,0	5	5,0
Glamoč	6.640	19,8	4	2,0	24	6,0	30	15,0	-	-
Kupres	450	10,0	-	-	4	4,0	32	8,0	-	-
Livno	1.522	8,0	34	2,1	71	4,2	363	14,5	14	4,5
Tomislavgrad	4.000	25,0	2	1,5	50	20,0	3000	30,0	20	20,0

	Djetelina <i>Clover</i>		Lucerka <i>Lucerne</i>		Kukuruz, zeleni <i>Maize, green</i>		Stočna repa <i>Forage beet</i>		Trav.djetel. smjese <i>Grass.clov.mixtures</i>	
	ukupan prinos, t <i>total pro- duction, t</i>	prinos t/ha <i>yield t/ha</i>	ukupan prinos, t <i>total pro- duction, t</i>	prinos t/ha <i>yield t/ha</i>	ukupan prinos, t <i>total pro- duction, t</i>	prinos t/ha <i>yield t/ha</i>	ukupan prinos, t <i>total pro- duction, t</i>	prinos t/ha <i>yield t/ha</i>	ukupan prinos, t <i>total pro- duction, t</i>	prinos t/ha <i>yield t/ha</i>
<b>UNSKO-SANSKI</b>	<b>4.026</b>	<b>2,9</b>	<b>6.354</b>	<b>3,6</b>	<b>130.006</b>	<b>22,6</b>	<b>54</b>	<b>6,0</b>	<b>6.830</b>	<b>2,3</b>
Bihać	224	3,8	344	4,2	7.280	14,0	30	5,0	189	3,5
Bosanska Krupa	504	1,9	357	2,1	40.306	21,1	-	-	900	2,0
Bosanski Petrovac	55	5,5	-	-	-	-	-	-	-	-
Bužim	2.100	3,0	2.816	4,0	1.900	20,0	-	-	3.548	2,8
Cazin	150	1,5	136	1,7	15.000	12,5	-	-	960	1,2
Ključ	120	4,0	1.575	3,5	18.750	25,0	24	8,0	180	3,0
Sanski Most	473	3,5	326	3,2	40.470	35,5	-	-	253	2,5
Velika Kladuša	400	4,0	800	4,0	6.300	45,0	-	-	800	4,0
<b>KANTON POSAVSKI</b>	<b>1.028</b>	<b>2,2</b>	<b>750</b>	<b>2,2</b>	<b>14.300</b>	<b>13,0</b>	<b>350</b>	<b>14,6</b>	<b>465</b>	<b>1,9</b>
Domašjevac-Šamac	260	4,0	20	4,0	-	-	-	-	12	3,0
Odžak	640	2,0	500	2,5	14.300	13,0	70	7,0	440	2,0
Orašje	128	1,5	230	1,7	-	-	280	20,0	13	0,7
<b>TUZLANSKI</b>	<b>8.801</b>	<b>3,4</b>	<b>7.689</b>	<b>3,4</b>	<b>80.567</b>	<b>11,6</b>	<b>4.790</b>	<b>12,2</b>	<b>8.138</b>	<b>2,5</b>
Banovići	18	3,0	15	3,0	-	-	-	-	-	-
Čelić	570	3,0	510	3,0	60	2,0	30	3,0	120	2,0
Doboj Istok	810	3,0	600	3,0	1.600	40,0	-	-	1.100	2,5
Gračanica	2.200	4,0	2.500	5,0	20.000	25,0	975	15,0	1.200	2,5
Gradačac	420	2,0	325	2,5	15.000	6,0	60	30,0	-	-
Kalesija	210	3,0	720	3,0	28.500	30,0	65	13,0	1.920	2,0
Kladanj	5	2,5	-	-	-	-	50	10,0	88	2,5
Lukavac	332	4,0	267	3,0	1.955	2,3	-	-	314	3,2
Sapna	226	2,0	263	2,5	630	9,0	-	-	134	1,5
Srebrenik	542	2,1	759	2,2	1.105	17,0	70	10,0	358	1,3
Teočak	1.113	4,2	860	4,0	-	-	-	-	286	2,2
Tuzla	855	3,0	270	3,0	3.000	10,0	-	-	618	2,4
Živinice	1.500	5,0	600	4,0	8.717	6,5	3.540	11,8	2.000	4,0
<b>ZENIČKO-DOBOJSKI</b>	<b>16.337</b>	<b>4,4</b>	<b>15.425</b>	<b>4,8</b>	<b>3.588</b>	<b>12,2</b>	<b>3.062</b>	<b>12,4</b>	<b>18.079</b>	<b>4,0</b>
Breza	815	2,8	954	2,6	280	4,0	120	3,0	1.438	2,5
Doboj Jug	141	1,5	152	1,6	43	1,8	-	-	90	1,0
Kakanj	837	3,1	884	3,1	160	8,0	75	5,0	598	2,6
Maglaj	255	3,0	180	3,0	800	20,0	40	10,0	525	3,5
Olovo	12	4,0	15	5,0	-	-	70	7,0	6	3,0
Tešanj	4.585	3,5	3.850	3,5	720	12,0	770	11,0	1.560	2,6
Usora	135	3,0	113	2,5	-	-	-	-	23	1,5
Vareš	32	2,0	26	2,0	-	-	2	2,0	140	2,0
Visoko	6.992	8,0	8.073	9,0	800	28,6	948	12,0	11.340	6,0
Zavidovići	600	3,0	270	3,0	30	2,0	-	-	210	3,0
Zenica	270	4,5	233	5,7	755	20,4	1.025	41,0	149	3,3
Žepče	1.663	3,5	675	3,0	-	-	12	6,0	2.000	2,5
<b>BOSANSKO- PODRINJSKI</b>	<b>485</b>	<b>4,7</b>	<b>7.268</b>	<b>7,9</b>	<b>595</b>	<b>31,3</b>	<b>40</b>	<b>6,7</b>	<b>258</b>	<b>3,7</b>
Foča	53	2,1	8	2,8	25	6,3	28	7,0	63	2,1
Goražde	276	5,2	7.104	8,0	570	38,0	-	-	95	5,0
Pale	156	6,0	156	6,0	-	-	12	6,0	100	5,0



	Djetelina <i>Clover</i>		Lucerka <i>Lucerne</i>		Kukuruz, zeleni <i>Maize, green</i>		Stočna repa <i>Forage beet</i>		Trav.djetel. smjese <i>Grass.clov.mixtures</i>	
	ukupan prinos, t <i>total pro- duction, t</i>	prinos t/ha <i>yield t/ha</i>	ukupan prinos, t <i>total pro- duction, t</i>	prinos t/ha <i>yield t/ha</i>	ukupan prinos, t <i>total pro- duction, t</i>	prinos t/ha <i>yield t/ha</i>	ukupan prinos, t <i>total pro- duction, t</i>	prinos t/ha <i>yield t/ha</i>	ukupan prinos, t <i>total pro- duction, t</i>	prinos t/ha <i>yield t/ha</i>
<b>SREDNJOBOSANSKI</b>	<b>8.552</b>	<b>4,1</b>	<b>8.064</b>	<b>4,5</b>	<b>5.318</b>	<b>12,8</b>	<b>2.282</b>	<b>10,7</b>	<b>6.083</b>	<b>3,9</b>
Bugojno	1.412	4,0	2.328	4,8	1.350	15,0	300	10,0	160	3,2
Busovača	140	1,4	18	1,8	100	10,0	50	5,0	121	2,2
Dobretići	-	-	-	-	-	-	-	-	-	-
Donji Vakuf	100	5,0	90	6,0	480	12,0	8	2,0	120	4,0
Fojnica	276	3,0	-	-	72	18,0	162	9,0	145	2,9
Gornji Vakuf	3.385	5,0	2.725	5,0	900	18,0	30	10,0	3.660	4,0
Jajce	583	4,9	221	4,9	105	7,0	160	5,0	465	5,6
Kiseljak	280	3,5	126	3,5	340	10,0	416	8,0	270	3,0
Kreševo	366	2,0	186	2,0	17	5,5	1.140	19,0	29	2,1
Novi Travnik	480	6,0	110	2,0	40	5,0	16	4,0	3	0,6
Travnik	350	3,5	360	4,0	1.580	15,2	-	-	110	2,2
Vitez	1.180	4,0	1.900	5,0	334	6,0	-	-	1.000	5,0
<b>HERCEGOVAČKO- NERETVANSKI</b>	<b>4.446</b>	<b>3,3</b>	<b>5.327</b>	<b>3,8</b>	<b>3.496</b>	<b>23,3</b>	<b>1.187</b>	<b>10,8</b>	<b>5.419</b>	<b>3,0</b>
Čapljina	-	-	-	-	2.800	35,0	-	-	-	-
Čitluk	462	3,0	724	4,0	336	16,0	64	16,0	-	-
Grad Mostar	138	3,0	44	2,9	77	4,3	4	4,1	9	2,3
Jablanica	170	3,0	105	3,0	-	-	80	4,0	108	2,5
Konjic	400	2,5	313	2,5	225	15,0	600	12,0	100	2,0
Neum	96	3,0	265	5,0	36	3,0	130	10,0	-	-
Prozor	2.625	3,5	3.400	4,0	-	-	294	14,0	5.052	3,0
Ravno	576	3,6	476	3,5	20	10,0	15	15,0	150	3,0
Stolac	29	1,5	-	-	2	1,0	-	-	-	-
<b>ZAPADNO- HERCEGOVAČKI</b>	<b>1.217</b>	<b>2,3</b>	<b>2.105</b>	<b>1,9</b>	<b>400</b>	<b>5,7</b>	<b>166</b>	<b>4,0</b>	<b>146</b>	<b>1,9</b>
Grude	540	3,0	480	3,0	120	4,0	50	5,0	25	2,5
Ljubuški	286	2,2	1.320	2,2	280	7,0	80	8,0	60	2,4
Posušje	391	1,8	180	1,5	-	-	36	1,7	46	1,7
Široki Brijeg	-	-	125	0,5	-	-	-	-	15	1,0
<b>KANTON SARAJEVO</b>	<b>722</b>	<b>3,0</b>	<b>1.514</b>	<b>4,8</b>	<b>8.340</b>	<b>26,7</b>	<b>1.993</b>	<b>14,4</b>	<b>1.035</b>	<b>3,2</b>
Centar	5	2,7	-	-	-	-	11	7,6	3	2,3
Hadžići	-	-	-	-	-	-	-	-	-	-
Iliđža	390	3,0	1.367	5,2	8.295	27,9	1.890	15,0	765	3,3
Ilijaš	114	3,0	75	3,0	45	3,0	-	-	36	2,0
Novi Grad	78	3,0	66	3,0	-	-	-	-	177	3,0
Novo Sarajevo	-	-	-	-	-	-	-	-	7	2,0
Stari Grad	-	-	-	-	-	-	-	-	27	27,0
Trnovo	135	3,0	6	3,0	-	-	12	4,0	20	4,0
Vogošća	-	-	-	-	-	-	80	10,0	-	-
<b>KANTON 10</b>	<b>890</b>	<b>2,4</b>	<b>1.183</b>	<b>3,2</b>	<b>8.150</b>	<b>28,6</b>	<b>987</b>	<b>18,6</b>	<b>6.805</b>	<b>3,1</b>
Bosansko Grahovo	-	-	-	-	-	-	-	-	-	-
Drvar	50	5,0	-	-	-	-	7	7,0	20	4,0
Glamoč	60	4,0	55	5,0	-	-	105	15,0	15	3,0
Kupres	-	-	-	-	-	-	-	-	68	4,5
Livno	150	3,0	368	3,2	50	10,0	75	15,0	5.264	2,8
Tomislavgrad	630	2,1	760	2,3	8.100	20,0	800	20,0	1.438	2,5

	Jabuke <i>Apple</i>		Kruške <i>Pear</i>		Šljive <i>Plum</i>		Breskve <i>Peach</i>		Orasi <i>Walnut</i>	
	ukupan prinos,t <i>total pro- duction, t</i>	prinos kg/stablu <i>yield kg/tree</i>	ukupan prinos,t <i>total pro- duction, t</i>	prinos kg/stablu <i>yield kg/tree</i>	ukupan prinos,t <i>total pro- duction, t</i>	prinos kg/stablu <i>yield kg/tree</i>	ukupan prinos,t <i>total pro- duction, t</i>	prinos kg/stablu <i>yield kg/tree</i>	ukupan prinos,t <i>total pro- duction, t</i>	prinos kg/stablu <i>yield kg/tree</i>
<b>UNSKO-SANSKI</b>	<b>1.355</b>	<b>9,1</b>	<b>422</b>	<b>7,8</b>	<b>8.818</b>	<b>9,0</b>	<b>8</b>	<b>2,5</b>	<b>324</b>	<b>4,1</b>
Bihac	147	16,0	87	17,0	1.259	7,0	-	-	2	6,0
Bosanska Krupa	52	3,6	5	1,6	297	2,7	-	-	4	0,4
Bosanski Petrovac	8	10,0	16	20,0	350	10,0	-	-	5	5,0
Bužim	25	9,0	11	7,0	70	10,0	-	-	16	6,0
Cazin	580	10,0	222	8,0	2.040	8,0	4	2,0	135	3,0
Ključ	67	3,0	4	1,0	2.100	10,0	-	-	7	4,0
Sanski Most	364	15,5	41	17,1	2.484	19,9	-	-	49	8,1
Velika Kladuša	112	6,0	36	4,0	218	4,0	4	4,0	106	9,0
<b>KANTON POSAVSKI</b>	<b>110</b>	<b>12,0</b>	<b>55</b>	<b>13,2</b>	<b>530</b>	<b>8,8</b>	<b>11</b>	<b>6,6</b>	<b>23</b>	<b>9,3</b>
Domaljevac-Šamac	17	15,0	6	15,0	50	10,0	0	8,0	8	10,0
Ođžak	56	20,0	38	20,0	370	20,0	5	10,0	9	10,0
Orašje	37	7,0	11	6,0	110	3,0	6	5,0	6	8,0
	110		55		530		11		23	
<b>TUZLANSKI</b>	<b>5.608</b>	<b>8,0</b>	<b>2030</b>	<b>5,8</b>	<b>16.258</b>	<b>8,4</b>	<b>205</b>	<b>6,4</b>	<b>477</b>	<b>8,7</b>
Banovići	18	3,0	9	3,0	18	6,0	-	-	6	2,0
Čelić	112	7,0	154	7,0	4.160	8,0	45	6,0	20	6,0
Doboj Istok	132	15,0	61	10,0	221	10,0	2	4,0	27	10,0
Gračanica	700	20,0	435	15,0	750	15,0	29	10,0	68	7,0
Gradačac	2.025	4,5	630	3,0	5.250	7,0	55	5,0	63	7,0
Kalesija	269	16,0	114	12,0	770	10,0	32	8,0	48	10,0
Kladanj	105	30,0	27	17,0	108	12,0	-	-	-	-
Lukavac	572	24,0	112	17,0	559	23,0	16	10,0	60	15,0
Sapna	78	4,0	56	4,0	91	3,5	1	4,0	19	6,0
Srebrenik	145	8,3	33	3,1	1.622	15,0	3	2,0	15	5,0
Teočak	230	10,0	91	7,0	780	15,0	2	8,0	72	12,0
Tuzla	945	14,0	180	10,0	1.575	7,0	17	7,0	74	12,0
Živinice	277	28,0	128	20,0	354	6,0	3	13,0	5	20,0
<b>ZENIČKO-DOBOJSKI</b>	<b>4.631</b>	<b>12,8</b>	<b>1603</b>	<b>10,5</b>	<b>3.968</b>	<b>7,7</b>	<b>45</b>	<b>11,1</b>	<b>312</b>	<b>11,3</b>
Breza	150	5,0	80	4,0	105	3,0	-	-	8	2,0
Doboj Jug	19	6,0	2	3,0	7	3,0	-	-	-	-
Kakanj	518	14,0	264	12,0	500	10,0	22	12,0	32	16,0
Maglaj	436	9,0	143	10,2	44	4,0	-	-	13	6,0
Olovo	420	30,0	200	20,0	400	20,0	-	-	30	30,0
Tešanj	360	8,0	138	6,0	400	4,0	-	-	21	8,0
Usora	38	40,0	26	30,0	90	30,0	2	20,0	2	10,0
Vareš	81	30,0	22	10,0	-	-	-	-	8	10,0
Visoko	405	8,6	108	6,0	534	5,9	-	-	10	4,0
Zavidovići	210	15,0	110	11,0	130	5,0	2	10,0	10	10,0
Zenica	1.500	30,0	486	18,0	1.470	15,0	19	12,0	170	17,0
Žepče	494	7,0	24	5,0	288	4,0	0	0,5	8	6,0
<b>BOSANSKO- PODRINJSKI</b>	<b>818</b>	<b>9,2</b>	<b>208</b>	<b>4,7</b>	<b>523</b>	<b>2,6</b>	<b>2</b>	<b>5,0</b>	<b>676</b>	<b>17,1</b>
Foča	400	10,0	188	7,5	240	2,0	2	5,0	600	20,0
Goražde	346	9,5	-	-	213	3,0	-	-	69	8,0
Pale	72	6,0	20	2,5	70	10,0	-	-	7	7,0

	Jabuke <i>Apple</i>		Kruške <i>Pear</i>		Šljive <i>Plum</i>		Breskve <i>Peach</i>		Orasi <i>Walnut</i>	
	ukupan prinos,t <i>total pro- duction, t</i>	prinos kg/stablu <i>yield kg/tree</i>	ukupan prinos,t <i>total pro- duction, t</i>	prinos kg/stablu <i>yield kg/tree</i>	ukupan prinos,t <i>total pro- duction, t</i>	prinos kg/stablu <i>yield kg/tree</i>	ukupan prinos,t <i>total pro- duction, t</i>	prinos kg/stablu <i>yield kg/tree</i>	ukupan prinos,t <i>total pro- duction, t</i>	prinos kg/stablu <i>yield kg/tree</i>
<b>SREDNJOBOSANSKI</b>	<b>2.025</b>	<b>12,8</b>	<b>915</b>	<b>10,7</b>	<b>2.235</b>	<b>7,3</b>	<b>0</b>	<b>5,0</b>	<b>286</b>	<b>11,4</b>
Bugojno	208	13,0	63	9,0	135	5,0	-	-	6	15,0
Busovača	30	10,0	9	6,0	14	4,0	-	-	2	2,0
Dobretići	-	-	-	-	-	-	-	-	-	-
Donji Vakuf	120	16,0	63	17,0	89	10,0	-	-	39	14,0
Fojnica	220	11,0	84	12,0	16	4,0	-	-	30	10,0
Gornji Vakuf	672	14,0	264	12,0	1.235	13,0	-	-	90	13,0
Jajce	201	15,0	151	17,0	515	15,0	-	-	59	20,0
Kiseljak	180	15,0	15	3,0	-	-	-	-	5	5,0
Kreševo	40	13,0	39	11,0	15	1,0	0	5,0	3	4,0
Novi Travnik	76	14,0	22	17,0	50	5,0	0	5,0	14	17,0
Travnik	145	6,0	103	5,0	166	2,0	0	5,0	23	5,0
Vitez	123	25,0	102	20,0	-	-	-	-	15	15,0
<b>HERCEGOVAČKO- NERETVANSKI</b>	<b>1.572</b>	<b>8,6</b>	<b>456</b>	<b>5,8</b>	<b>10.031</b>	<b>17,1</b>	<b>6544</b>	<b>18,8</b>	<b>149</b>	<b>5,2</b>
Čapljina	60	30,0	4	20,0	5	10,0	5.546	20,2	2	5,0
Čitluk	13	15,0	6	10,0	14	15,0	8	10,0	14	10,0
Grad Mostar	33	6,5	15	6,2	70	8,9	54	6,0	36	8,9
Jablanica	-	-	21	10,0	190	10,0	-	-	21	15,0
Konjic	380	5,0	330	5,0	570	3,0	-	-	57	3,0
Neum	2	7,0	1	5,0	0	8,0	0	4,0	0	6,0
Prozor	210	20,0	77	12,0	8.875	25,0	6	15,0	11	10,0
Ravno	800	10,0	2	10,0	19	10,0	45	15,0	2	5,0
Stolac	74	18,0	-	-	288	25,0	885	15,0	6	10,0
<b>ZAPADNO- HERCEGOVAČKI</b>	<b>148</b>	<b>5,4</b>	<b>37</b>	<b>3,8</b>	<b>42</b>	<b>1,8</b>	<b>122</b>	<b>9,2</b>	<b>69</b>	<b>6,6</b>
Grude	36	6,0	10	4,0	12	3,0	8	4,0	9	3,0
Ljubuški	65	17,0	11	10,0	10	10,0	103	18,0	44	19,0
Posušje	8	1,7	1	0,8	14	1,9	-	-	5	3,2
Široki Brijeg	39	3,0	15	3,0	6	0,5	11	2,0	11	3,0
<b>KANTON SARAJEVO</b>	<b>3.255</b>	<b>14,6</b>	<b>1.605</b>	<b>9,4</b>	<b>1.677</b>	<b>5,6</b>	<b>6</b>	<b>4,5</b>	<b>189</b>	<b>10,2</b>
Centar	177	16,0	165	15,0	54	6,0	0	3,5	5	9,0
Hadžići	440	20,0	135	15,0	-	-	-	-	4	18,0
Ilidža	1.045	10,0	530	6,0	1.048	8,0	5	5,0	78	8,0
Ilijaš	582	40,0	291	30,0	189	2,0	-	-	39	40,0
Novi Grad	247	13,0	140	10,0	186	9,0	-	-	7	11,0
Novo Sarajevo	38	12,0	13	8,0	3	2,0	1	2,0	1	3,0
Stari Grad	502	14,0	261	8,8	134	4,4	0	3,5	20	7,9
Trnovo	62	20,0	32	15,0	22	20,0	-	-	-	-
Vogošća	160	18,0	38	8,0	41	6,0	-	-	35	10,0
<b>KANTON 10</b>	<b>181</b>	<b>10,1</b>	<b>130</b>	<b>6,9</b>	<b>1.198</b>	<b>12,9</b>	<b>0</b>	<b>5,1</b>	<b>183</b>	<b>10,1</b>
Bosansko Grahovo	7	8,0	-	-	-	-	-	-	-	-
Drvar	110	30,0	51	20,0	1.010	20,0	0	5,0	120	15,0
Glasnoć	8	10,0	1	5,0	38	15,0	-	-	-	-
Kupres	-	-	-	-	-	-	-	-	-	-
Livno	11	3,0	3	3,0	50	2,5	-	-	21	3,0
Tomislavgrad	45	5,0	75	5,0	100	5,0	-	-	42	14,0

nastavak  
continued

	Trešnje Cherry		Višnje Sour cherry		Kajsije Apricot		Grožđe Grapes	
	ukupan prinos, t total pro- duction, t	prinos kg/stablu yield kg/tree	ukupan prinos, t total pro- duction, t	prinos kg/stablu yield kg/tree	ukupan prinos, t total pro- duction, t	prinos kg/stablu yield kg/tree	ukupan prinos, t total pro- duction, t	prinos kg/čokotu yield kg/vine
<b>UNSKO-SANSKI</b>	<b>259</b>	<b>7,4</b>	<b>37</b>	<b>5,7</b>	<b>13</b>	<b>5,2</b>	<b>6</b>	<b>3,50</b>
Bihac	3	20,0	5	17,0	-	-	1	1,20
Bosanska Krupa	8	8,0	2	10,0	0	8,0	-	-
Bosanski Petrovac	-	-	-	-	-	-	-	-
Bužim	21	10,0	2	3,0	-	-	-	-
Cazin	143	10,0	4	10,0	12	5,0	5	5,00
Ključ	20	3,0	-	-	-	-	-	-
Sanski Most	45	7,5	23	4,9	-	-	-	-
Velika Kladuša	19	4,0	1	3,5	-	-	-	-
<b>KANTON POSAVSKI</b>	<b>38</b>	<b>26,4</b>	<b>28</b>	<b>14,9</b>	<b>1</b>	<b>3,3</b>	<b>60</b>	<b>12,50</b>
Domaljevac-Šamac	8	15,0	1	10,0	-	-	-	-
Odžak	25	50,0	15	30,0	-	-	56	20,00
Orašje	5	12,0	12	9,0	1	2,6	4	2,00
<b>TUZLANSKI</b>	<b>1252</b>	<b>12,8</b>	<b>299</b>	<b>7,3</b>	<b>181</b>	<b>6,6</b>	<b>3</b>	<b>2,00</b>
Banovići	63	15,0	16	8,0	-	-	-	-
Čelić	66	12,0	69	8,0	10	10,0	-	-
Doboj Istok	144	20,0	17	10,0	6	7,0	-	-
Gračanica	26	20,0	5	4,2	2	18,0	-	-
Gradačac	532	14,0	20	6,0	102	6,0	3	2,00
Kalesija	123	15,0	44	10,0	15	10,0	-	-
Kladanj	6	13,0	-	-	-	-	-	-
Lukavac	61	29,0	21	10,0	11	8,0	-	-
Sapna	33	6,0	7	3,0	3	4,0	-	-
Srebrenik	25	3,8	11	3,1	3	1,5	-	-
Teočak	36	8,0	15	6,0	10	10,0	-	-
Tuzla	83	8,0	56	8,0	19	10,0	-	-
Živinice	54	15,0	18	8,0	0	3,0	-	-
<b>ZENIČKO-DOBOJSKI</b>	<b>733</b>	<b>12,8</b>	<b>210</b>	<b>8,3</b>	<b>24</b>	<b>10,8</b>	<b>13</b>	<b>1,10</b>
Breza	30	12,0	10	10,0	3	5,0	-	-
Doboj Jug	1	7,0	1	6,0	-	-	-	-
Kakanj	66	16,0	55	14,0	-	-	-	-
Maglaj	12	5,0	1	1,5	-	-	-	-
Olovo	20	10,0	0	4,0	-	-	4	4,00
Tešanj	65	10,0	41	8,0	-	-	-	-
Usora	11	40,0	4	30,0	2	20,0	9	8,00
Vareš	18	20,0	4	10,0	-	-	-	-
Visoko	16	7,0	10	6,0	-	-	-	-
Zavidovići	171	30,0	15	5,0	1	7	-	-
Zenica	273	26,0	64	18,0	18	15,0	-	-
Žepče	50	2,5	5	1,0	0	1,0	-	-
<b>BOSANSKO- PODRINJSKI</b>	<b>268</b>	<b>9,1</b>	<b>42</b>	<b>5,3</b>	<b>1</b>	<b>10,0</b>	<b>-</b>	<b>-</b>
Foča	170	20,0	14	10,0	1	10,0	-	-
Goražde	91	4,5	23	3,8	-	-	-	-
Pale	7	10,0	5	10,0	-	-	-	-

	Trešnje <i>Cherry</i>		Višnje <i>Sour cherry</i>		Kajsije <i>Apricot</i>		Grožđe <i>Grapes</i>	
	ukupan prinos, t <i>total pro- duction, t</i>	prinos kg/stablu <i>yield kg/tree</i>	ukupan prinos, t <i>total pro- duction, t</i>	prinos kg/stablu <i>yield kg/tree</i>	ukupan prinos, t <i>total pro- duction, t</i>	prinos kg/stablu <i>yield kg/tree</i>	ukupan prinos, t <i>total pro- duction, t</i>	prinos kg/čokotu <i>yield kg/vine</i>
	<b>SREDNJOBOSANSKI</b>	<b>246</b>	<b>21,1</b>	<b>80</b>	<b>15,6</b>	-	-	-
Bugojno	60	50,0	10	45,0	-	-	-	-
Busovača	9	15,0	1	14,0	-	-	-	-
Dobretići	-	-	-	-	-	-	-	-
Donji Vakuf	16	25,0	5	20,0	-	-	-	-
Fojnica	21	35,0	8	25,0	-	-	-	-
Gornji Vakuf	58	15,0	18	14,0	-	-	-	-
Jajce	29	15,0	7	17,0	-	-	-	-
Kiseljak	-	-	11	12,0	-	-	-	-
Kreševo	4	11,0	-	-	-	-	-	-
Novi Travnik	18	20,0	2	5,0	-	-	-	-
Travnik	31	20,0	18	15,0	-	-	-	-
Vitez	-	-	-	-	-	-	-	-
<b>HERCEGOVAČKO- NERETVANSKI</b>	<b>1107</b>	<b>11,9</b>	<b>65</b>	<b>8,7</b>	<b>312</b>	<b>16,3</b>	<b>13.955</b>	<b>2,20</b>
Čapljina	75	25,0	6	20,0	60	20,0	4.203	3,10
Čitluk	12	12,0	6	6,0	3	8,0	5.607	2,20
Grad Mostar	323	9,3	18	5,5	28	4,5	1.018	1,80
Jablanica	-	-	-	-	4	10,0	-	-
Konjic	108	6,0	-	-	-	-	-	-
Neum	1	4,0	-	-	3	5,0	243	0,50
Prozor	80	16,0	3	10,0	-	-	5	2,00
Ravno	140	10,0	5	10,0	-	-	800	5,00
Stolac	368	25,0	27	18,0	214	25,0	2.079	1,70
<b>ZAPADNO- HERCEGOVAČKI</b>	<b>187</b>	<b>5,8</b>	<b>35</b>	<b>5,5</b>	<b>38</b>	<b>8,6</b>	<b>4.750</b>	<b>1,20</b>
Grude	42	6,0	10	4,0	6	5,0	504	1,80
Ljubuški	81	18,0	18	15,0	30	15,0	2.652	1,20
Posušje	10	3,5	2	2,1	-	-	44	1,50
Široki Brijeg	54	3,0	5	3,0	2	2,0	1.550	1,00
<b>KANTON SARAJEVO</b>	<b>449</b>	<b>10,6</b>	<b>350</b>	<b>9,0</b>	<b>12</b>	<b>5,8</b>	-	-
Centar	17	15,5	39	13,0	6	8,0	-	-
Hadžići	11	23,0	3	15,0	-	-	-	-
Ilidža	199	9,0	162	8,0	4	5,0	-	-
Ilijaš	20	10,0	11	8,0	-	-	-	-
Novi Grad	89	12,5	58	10,0	-	-	-	-
Novo Sarajevo	22	20,0	4	4,0	2	4,0	-	-
Stari Grad	26	10,0	28	8,0	0	7,0	-	-
Trnovo	-	-	-	-	-	-	-	-
Vogošća	65	11,0	45	12,2	-	-	-	-
<b>KANTON 10</b>	<b>28</b>	<b>17,2</b>	<b>56</b>	<b>34,9</b>	-	-	-	-
Bosansko Grahovo	-	-	-	-	-	-	-	-
Drvar	15	50,0	54	45,0	-	-	-	-
Glamoč	-	-	-	-	-	-	-	-
Kupres	-	-	-	-	-	-	-	-
Livno	9	9,5	1	6,5	-	-	-	-
Tomislavgrad	4	10,0	1	5,0	-	-	-	-

