



Bosna i Hercegovina  
**FEDERACIJA BOSNE I HERCEGOVINE**  
**FEDERALNI ZAVOD ZA STATISTIKU**  
*Bosnia and Herzegovina*  
*FEDERATION OF BOSNIA AND HERZEGOVINA*  
*INSTITUTE FOR STATISTICS OF FB&H*

**ŽENE I MUŠKARCI**  
**U FEDERACIJI BOSNE I HERCEGOVINE**



*WOMEN AND MEN*  
*IN FEDERATION OF BOSNIA AND HERZEGOVINA*

Sarajevo, 2014.

**Izdavač: Federalni zavod za statistiku, Zelenih beretki 26, 71000 Sarajevo**

*Publisher: Institute for Statistics of FB&H, Zelenih beretki 26, 71000 Sarajevo*

Telefon/Phone/Faks: +387 33 22 61 51

Elektronska pošta/E-mail: fedstat@fzs.ba

Internetska stranica/Web site: <http://www.fzs.ba>

**Odgovara direktor: Hidajeta Bajramović**

*Person responsible: Hidajeta Bajramović, Director General*

**Pripremili: Mediha Skulić**

*Prepared by:*

**Molimo korisnike da prilikom korišćenja podataka navedu izvor**

*Users are kindly requested to state the source*

**Štampano/Tiskano u 100 primjeraka**

*Printed in 100 copies*

**Obavijesti daje Odsjek za odnose s javnošću**

*Information is available at the Department of Public Relations*

Telefon/Phone: +387 33 20 64 52/lok 131

Pretpлата publikacija: +387 33 20 64 52/lok 132

## **PREDGOVOR**

Publikacija «Žene i muškarci u Federaciji Bosne i Hercegovine» šesta je u nizu ove vrste koju je objavio Federalni zavod za statistiku. Ovo izdanje objavljuje podatke zaključno sa 2011. godinom i pruža obuhvatan pregled situacije žena i muškaraca u Federaciji Bosne i Hercegovine.

Publikacija se sastoji od sljedećih poglavlja: stanovništvo, zdravstvo, obrazovanje, zaposlenost i nezaposlenost, socijalna zaštita, pravosuđe, izbori i registar poslovnih subjekata. Podaci su prezentirani u vidu tabela sa grafičkim prikazom i rezultat su provođenja statističkih istraživanja Federalnog zavoda za statistiku, a manji dio podataka preuzet je od drugih institucija ili drugih izvora podataka što je i navedeno ispod tabela.

Želimo se zahvaliti svima koji su doprinijeli izradi ove publikacije i vjerujemo da će ona biti od velike pomoći korisnicima naših podataka i da će biti korištena od strane šire javnosti.

U cilju boljeg razumijevanja podataka prezentiranih u ovom Biltenu, korisnike podataka upućujemo na data metodološka objašnjenja.

Hidajeta Bajramović

Direktor  
Federalnog zavoda za statistiku

**Sarajevo, decembar 2014.**

## **PREFACE**

*Publication «Women and men in The Federation of Bosnia and Herzegovina» is the sixth one of this kind published by the Institut for Statistics of FB&H. This edition gives the data untill 2011 including and shows the overview of the situation of women and men in The Federation of Bosnia and Herzegovina.*

*Publication is composed of the next chapters: population, health, education, employment and unemployment, social welfare, administration of justice, elections and register of legal entities. It covers the data shown as the tables and charts. These data are the result of the statistical researches carried out by the Institute for Statistics and the source of less part of data is other institutions or other sources of data and it is cited under table.*

*We would like to thank to everybody who contributed to make the publication and we believe it would help to users of our data and it would be used by broader public.*

*With a view of understanding the contents of the individual data, the users of this data are recommended on the methodoloav which is aiven in this Bulletin.*

*Hidajeta Bajramović*

*Director of  
Institute for Statistics of FB&H*

**Sarajevo, December 2014**

SADRŽAJ  
CONTENTS

	<i>Strana/ page</i>
Predgovor / <i>Preface</i> .....	3
Metodološka objašnjenja / <i>Explanation and notes</i> .....	5
Rekli su o ženi / <i>They said about woman</i> .....	10
Stanovništvo / <i>Population</i> .....	13
Zdravstvo / <i>Health</i> .....	29
Obrazovanje / <i>Education</i> .....	39
Zaposlenost i nezaposlenost / <i>Employment and unemployment</i> .....	65
Socijalna zaštita / <i>Social welfare</i> .....	81
Pravosuđe / <i>Administration of justice</i> .....	95
Izbori / <i>Elections</i> .....	117
Registar pravnih lica / <i>Register of legal entities</i> .....	125



## METODOLOŠKA OBJAŠNENJA

## EXPLANATION AND NOTES

### Pravni osnov

### Legal basis

Kao pravni osnov od značaja za pitanja jednakosti na osnovu spolova u Federaciji BiH su:

*Law on civil registration in area of gender equality issues in FB&H:*

BiH je članica Ujedinjenih nacija (UN) i Vijeća Evrope (VE), te je samim tim potpisnica međunarodnih dokumenata za zaštitu ljudskih prava usvojenih na nivou ovih organizacija.

*B&H is a member of the United Nations (UN) and the Council of Europe (CoE) and therefore a signatory to international documents for protection of human rights adopted at the level of those organizations.*

1995. Ustav Bosne i Hercegovine

*1995 Constitution of Bosnia and Herzegovina*

2003. Zakon o ravnopravnosti spolova u BiH

*2003 Law on Gender Equality in BiH*

2006. Gender akcioni plan za BiH 2013-2017

*2006 Gender Action Plan for B&H 2013-2017*

2008. Strateški plan za prevenciju nasilja u porodici u Federaciji BiH 2009-2010

*2008 Strategic plan for prevention of domestic violence in the Federation of BiH 2009-2010*

2013. BiH je pristupila ratifikaciji Konvencije Vijeća Evrope o prevenciji i sprečavanju nasilja nad ženama i nasilja u porodici (usvojena 2011.god.)

*2013. BiH is signed ratification of Convention of the Council of Europe on preventing and combating violence against women and domestic violence (adopted in 2011)*

2013. Strategija za prevenciju i borbu protiv nasilja u porodici 2013-2017

*2013 Strategy for prevention and combat against domestic violence of BiH 2013-2017.*

Institucionalni rodni mehanizmi zakonodavne vlasti u Parlamentarnoj skupštini BiH: Komisija za ostvarenje ravnopravnosti spolova. U Domu naroda parlamenta Federacije BiH formirane je Komisija za jednakopravnost spolova Predstavničkog Doma naroda, a u skupštinama kantona formirane su komisije za ravnopravnost spolova. Što se tiče izvršne vlasti, pri Ministarstvu za ljudska prava i izbjeglice u Vijeću ministara BiH formirana je Agencija za ravnopravnost spolova (2004.). Vlada Federacije BiH je osnovala Gender centar Federacije BiH, radi vršenja stručnih i drugih poslova vezanih za provođenje načela jednakosti i ravnopravnosti spolova u FBiH.

*Institutional gender mechanisms of legislative power in the Parliamentary Assembly of B&H: Committee for achieving gender equality. In the House of People of the Parliament of the FB&H were established: in the National Assembly of the entity there is Gender Equality Committee of the House of Representatives, cantonal assemblies have also established gender equality committees. In terms of the executive government, a Gender Equality Agency was formed under the Ministry of Human Rights and Refugees in the Council of Ministers of B&H (2014). Government of the FB&H was founded Gender Center of the FB&H, for the purpose of carrying out technical and other activities related to implementation of relevant principles of gender equity and equality in FB&H.*

### Izvor podataka

### Source of data

Većina podataka prikazanih u ovoj publikaciji su rezultat istraživanja koje provodi Federalni zavod za statistiku, te za njih nije naveden izvor podataka. Manji dio podataka je preuzet od drugih institucija ili su rezultat posebnih statističkih istraživanja, te je za te podatke posebno naveden izvor podataka ispod tabela i grafikona.

*Most data presented in this publication are the result of the surveys carried out by the Institute for statistics of FB&H, and for them there is no specified data source. A small portion of the data is taken from other institutions, or other special statistical surveys, and data source is particularly listed below the tables and graphs for that data.*

## **Obrada i publikovanje podataka**

Statistička istraživanja koja se provode u Federalnom zavodu za statistiku u skladu sa Zakonom o statistici u Federaciji Bosne i Hercegovine (Službene novine Federacije BiH br. 63/03 i 9/09) i Planom provođenja statističkih istraživanja od interesa za Federaciju Bosne i Hercegovine (godišnji), statistika spolova (gender statistika) je integralni dio statističkih istraživanja. U razvoju svih statističkih oblasti gender komponenta je uzeta u obzir gdje god je to moguće.

## ***Processing and publishing data***

*Statistical surveys which are conducting by the Institute for statistics of FB&H in accordance with the law on Statistics of the Federation of Bosnia and Herzegovina (FB&H official Gazette no. 63/03 and 9/09) and the Plan of the statistical research of interest to the Federation of Bosnia and Herzegovina (for every year separately), Gender statistics is integral part of statistical researches. Gender component is respected in the developing all statistical surveys where applicable.*

## **Definicije i objašnjenja**

**Gender (rod)** predstavlja društveno uvjetovane razlike između žena i muškaraca koje su, za razliku od bioloških i fizioloških razlika, naučene, promjenjive i ovise od različitih faktora: kulture, religije, društvenog i političkog uređenja, ekonomske situacije, klase, starosne dobi, etničke pripadnosti itd.

**Gender statistika** je oblast koja prožima sva statistička područja. Svrha joj je identificiranje, prikupljanje, diseminacija i analiza statističkih podataka razvrstanih po spolu, kako bi se shvatilo na koji način gender pitanja utiču na pojedince i društvo općenito.

**Jednakost spolova** podrazumjeva jednaka prava, odgovornosti i mogućnosti između žena i muškaraca. Jednakost ne promovira identičnost žena i muškaraca, nego uvažava njihovo pravo na različitost.

**Ravnopravnost spolova** podrazumjeva ravnopravnu vidljivost, osposobljenost i sudjelovanje spolova u svim vidovima javnog i privatnog života.

## ***Definitions and explanations***

**Gender** presents socially conditioned differences between women and men which are, in contrast to the biological and psychological differences, learned, changeable and dependent on different factors: culture, religion, social and political organization, economic situation, class, age, ethnicity, etc.

**Gender statistics** is a field that permeates all statistical areas. Its goal is identification, collection, dissemination and analysis of statistical data disaggregated by sex, in order to understand how gender issues affect individuals and society in general.

**Gender equity** means equal rights, responsibilities and opportunities for women and men. Equity does not promote uniformity of women and men, but respects their right to be different.

**Gender equality** means an equal visibility, qualification and participation of genders in all aspects of public and private life.



**Gender mainstreaming** predstavlja ugradnju prioriteta i potreba žena i muškaraca u sve zakone, strategije, planove, programe i akcije društva, radi postizanja jednakosti i ravnopravnosti spolova, uzimajući u obzir posljedice koje će ove akcije imati na žene i muškarce.

**Gender mainstreaming** represents incorporation of the priorities and needs of women and men in all laws, strategies, plans, programs and actions of the society, in order to achieve gender equity and equality, taking into account the consequences that these actions will have on women and men.

**Nasilje nad ženama** označava kršenje ljudskih prava i oblik diskriminacije nad ženama, a predstavlja sva djela rodno zasnovanog nasilja koja dovode ili mogu dovesti do: fizičke, seksualne, psihičke, odnosno finansijske povrede ili patnje za žene, obuhvatajući i prijetnje takvim djelima, prinudu ili proizvoljno lišavanje slobode, bilo u javnosti bilo u privatnom život.

**Violence against women** is understood as a violation of human rights and a form of discrimination against women and shall mean all acts of gender-based violence that result in, or are likely to result in, physical, sexual, psychological or economic harm or suffering to women, including threats of such acts, coercion or arbitrary deprivation of liberty, whether occurring in public or in private life.

#### ZNAKOVI

( ) podatak je manje siguran

(( )) podatak je nesiguran

• podatak je ekstremno nesiguran

— nema pojave

#### SYMBOLS

( ) less accurate estimate

(( )) inaccurate estimate

• not zero but extremely inaccurate data

— no occurrence of event

## REKLI SU O ŽENI

Žena stoji, kao kapija, na izlazu kao i na ulazu ovog svijeta.

**Ivo Andrić**

Lijepa se žena sviđa očima, dobra žena se sviđa srcu; jedna je dragulj, druga riznica.

**Napoleon**

Gdje se žene poštuju, tamo je i bogovima ugođeno; gdje se ženama ne iskazuje poštovanje, tamo ni jedno djelo ne donosi ploda.

**Mahabharata**

Žena je čovjekova budućnost.

**Sumerska izreka**

Nije zanimljivo ono što vam žene kažu, zanimljivo je ono što prešute.

**Šekspir**

Slabosti, ime ti je žena!

**Šekspir**

Žena je jedini stvor koji umije i da plače i da se smije zbog istog razloga.

**Molijer**

Muškarac je Muškarac, a žena je žena.

**Moamar el Gadafi**

Žena je zagonetka čije se rješenje zove materinstvo.

**Niče**

Ko može upravljati jednom ženom, može upravljati i jednim narodom.

**Balzak**

Žene, kao i snovi, nisu nikada onakve kakve bismo htjeli da budu.

**Luidi Pirandelo**

Ljudi stvaraju djela, a žene ljude.

**Rolan**

U svakom slučaju poštuju ženu, jer je to bila i vaša majka.

**Frančesko Gveraci**

Tek dah žene učini te čovjekom.

**Mišle**

Ljepota jedne žene nije u odjeći koju nosi, njenoj figuri ili frizuri. Ljepota žene se ogleda u njenim očima, jer su ona vrata njenog srca, mjesto gdje ljubav počiva.

Ljepota žene nije u njenoj vanjštini, nego se prava ljepota žene očituje u njenoj duši. To je pažnja koju ona nesebično pruža, ljubav koju ona pokazuje.

Ljepota žene se povećava kako godine prolaze.

**Odri Hepbern**

Muškarci vladaju svijetom, a žene muškarcima.

**Narodna**

## **THEY SAID ABOUT WOMAN**

*Woman stands, as a shock, on the outlet as well as on the gate of the world.*

**Ivo Andrić**

*Eyes like pretty woman and heart likes nice woman, one is gem (jewel) and the other one is treasury.*

**Napoleon**

*Where women are respected, there is pleased to gods; where women are not respected, there no one act gives fruit.*

**Mahabharata**

*Women is the future of the human being.*

**Sumer<sup>s</sup> saying**

*It is not interesting what women say to you, it is interesting what they miss to say.*

**Šekspir**

*Weakness, your name is woman!*

**Šekspir**

*Women is the only one being who can cry and laugh for the same reason at the same time.*

**Molijer**

*Man is Man and woman is woman.*

**Moamar el Gadafi**

*Woman is an enigma whose solution is called maternity.*

**Niče**

*Who can manage a woman it can manage a nation.*

**Balzak**

*Women are never such we would like to be, like dreams.*

**Luidi Pirandelo**

*People make commitment, and women make people.*

**Rolan**

*In each case respect woman because your mother was a woman.*

**Frančesko Gveraci**

*Breath of woman can make you human being only.*

**Mišle**

*The beauty of a woman is not in her costume, figure or hair-style. The beauty of a woman is in her eyes cause they are the door of her heart, the place where love stands.*

*The beauty of a woman is not in her look, the real beauty of a woman is in her spirit. This is interest (regard) she gives unselfishly, love she shows. The beauty of a woman is growing up with years.*

**Odri Hepbern**

*Men manage world and women manage men.*

**Popular**

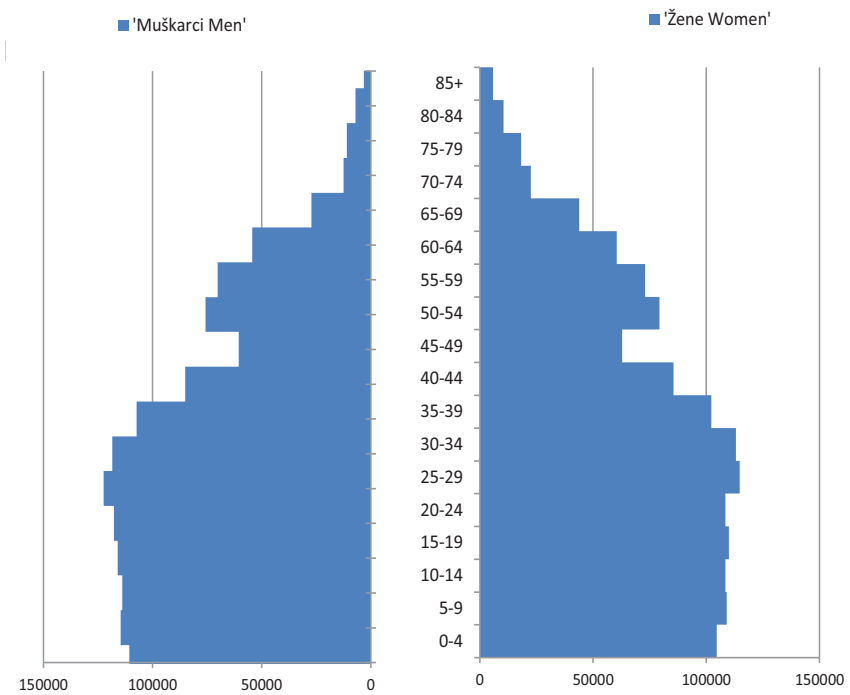


**STANOVNIŠTVO**

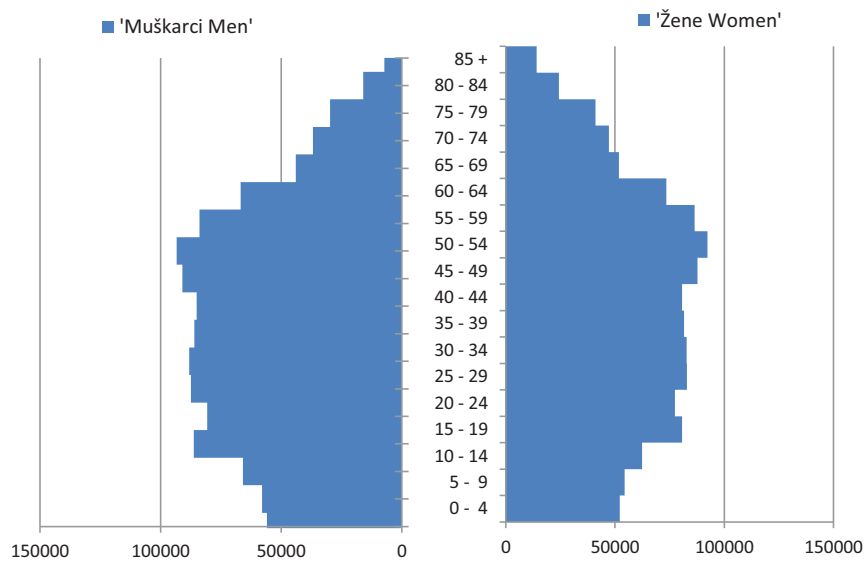
*POPULATION*



**Stanovništvo prema starosti i spolu, 1991. god.**  
*Population according to age and sex, 1991*



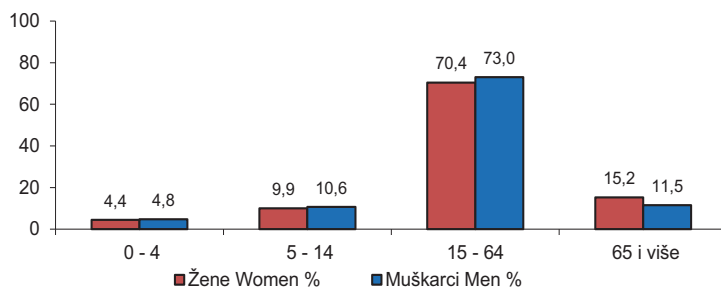
**Stanovništvo prema starosti i spolu, 2013.god.**  
*Population according to age and sex, 2013*





**Prisutno stanovništvo prema starosti, stanje kraj 2013. - procjena**

*Present population by age, the end of 2013 - estimation*

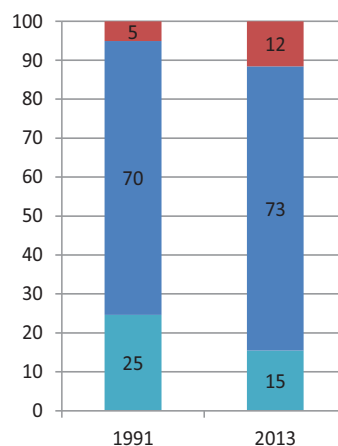
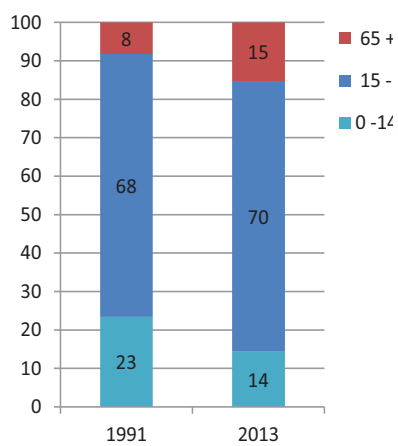


**Stanovništvo po spolu i starosnim grupama - 1991.god. i 2013.**

*Population by gender and age groups - 1991 and 2013*

Žene/ Women %

Muškarci/ Men %

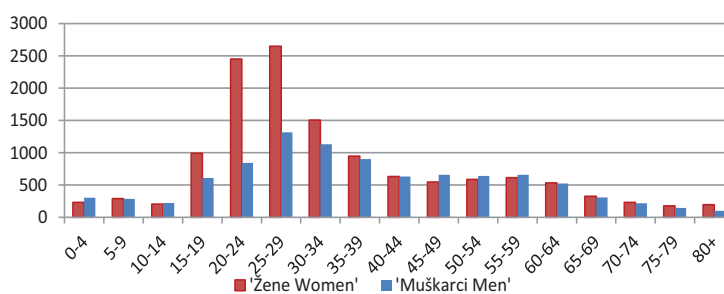
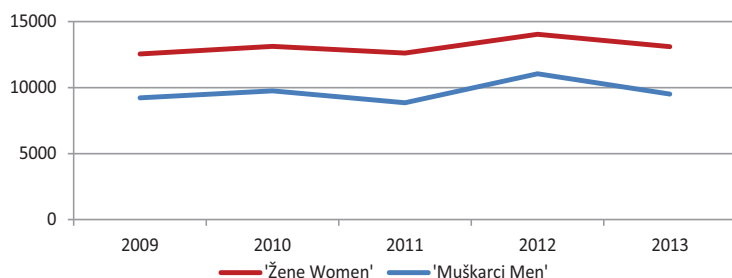


**Doseljeno stanovništvo u/iz FBiH po starosti i spolu  
(uključujući kretanje stanovništva unutar FBiH i u RS i DB),**

*Immigrants and emigrants to/from FBiH by age and sex*

*(including the population movements inside The FBiH and from RS and DB*

Starost Age	2009		2010		2011		2012		2013	
	Žene Women	Muškarci Men	Žene Women	Muškarci Men	Žene Women	Muškarci Men	Žene Women	Muškarci Men	Žene Women	Muškarci Men
<b>Ukupno / Total</b>	<b>12547</b>	<b>9226</b>	<b>13112</b>	<b>9758</b>	<b>12624</b>	<b>8849</b>	<b>14037</b>	<b>11045</b>	<b>13107</b>	<b>9501</b>
0-4	155	189	189	234	260	264	292	272	230	301
5-9	183	219	258	265	224	246	220	256	288	286
10-14	242	222	229	275	209	211	232	244	206	220
15-19	1145	578	1133	668	1008	559	985	656	991	611
20-24	2804	998	2761	1094	2744	980	2762	1212	2451	844
25-29	2540	1361	2791	1409	2765	1370	2797	1517	2649	1315
30-34	1332	1065	1467	1118	1376	1064	1590	1261	1507	1133
35-39	782	815	823	782	793	727	948	1037	948	900
40-44	621	797	634	733	563	636	741	820	631	633
45-49	583	666	569	682	536	580	676	782	547	661
50-54	564	626	610	700	511	592	696	758	586	642
55-59	488	608	449	623	464	493	647	751	613	660
60-64	310	374	358	431	347	421	473	555	533	526
65-69	257	265	258	271	207	256	297	360	324	306
70-74	244	235	225	233	262	232	265	267	230	218
75-79	183	136	192	140	174	129	216	167	176	145
80+	114	72	166	100	181	89	200	130	197	100

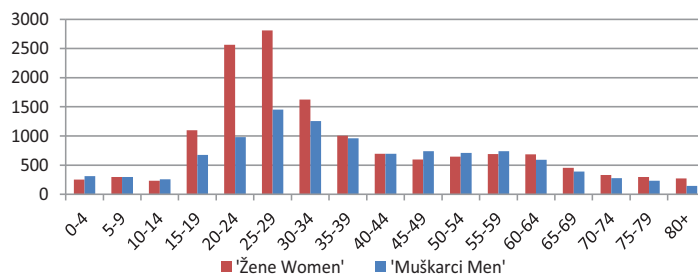
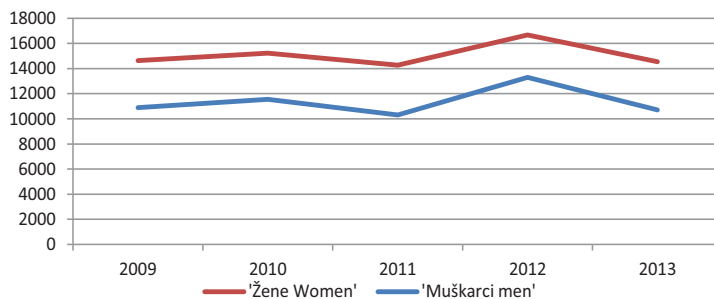


**Odseljeno stanovništvo u/iz FBiH po starosti i spolu  
(uključujući kretanje stanovništva unutar FBiH i u RS i DB),**

*Immigrants and emigrants to/from FBiH by age and sex*

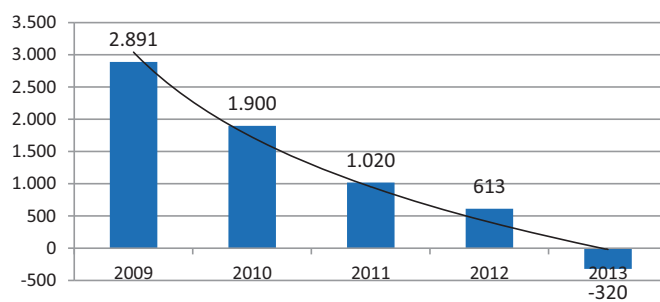
*(including the population movements inside The FBiH and from RS and DB)*

Starost Age	2009		2010		2011		2012		2013	
	Žene Women	Muškarci Men	Žene Women	Muškarci Men	Žene Women	Muškarci Men	Žene Women	Muškarci Men	Žene Women	Muškarci Men
<b>Ukupno / Total</b>	<b>14634</b>	<b>10890</b>	<b>15238</b>	<b>11543</b>	<b>14271</b>	<b>10306</b>	<b>16678</b>	<b>13300</b>	<b>14553</b>	<b>10704</b>
0-4	193	201	220	260	268	281	304	281	251	310
5-9	203	257	294	293	236	280	243	285	297	297
10-14	280	272	286	326	247	258	257	265	231	256
15-19	1258	701	1249	760	1096	636	1088	772	1099	676
20-24	3083	1167	2997	1271	2928	1128	2951	1409	2563	980
25-29	2762	1538	3073	1571	2908	1517	2950	1725	2811	1454
30-34	1488	1206	1645	1272	1490	1171	1717	1400	1627	1254
35-39	934	969	986	921	927	817	1111	1196	1005	959
40-44	734	888	744	877	625	740	861	972	696	696
45-49	630	737	656	809	585	657	854	971	595	740
50-54	625	699	683	827	553	657	902	936	645	708
55-59	593	688	564	720	552	563	926	937	688	739
60-64	483	470	501	510	463	521	737	726	686	592
65-69	437	391	378	394	354	352	517	488	454	391
70-74	412	329	380	374	459	344	529	434	333	277
75-79	327	255	314	213	297	224	403	286	299	232
80+	192	122	268	145	283	160	328	217	273	143



### Priradni prirast stanovništva u FBiH

*Natural increase of population in FBiH*



Priradni prirast stanovništva predstavlja razliku između broja rođenih i broja umrlih u godini promatranja i može biti pozitivan i negativan. Priradni prirast je 2013. godine negativan, što znači da je te godine umrlo 320 osoba više nego što se rodilo.

*Natural increase of population is the difference between the number of births and the number of deaths in the year of observation and can be positive or negative. Natural increase in 2013 is negative, which means in that year 320 more people died than it was born.*

**Prosječna starost stanovništva Bosne i Hercegovine i Federacije BiH, 1991, 2004, 2007 i 2011.**

*Average age of population of Bosnia and Herzegovina and The Federation of B&H, 1991, 2004, 2007 i 2011.*



**Izvor podataka: Anкета o potrošnji domaćinstva u BiH 2004, 2007, 2011 i popis stanovništva 1991.god.**

*Source of data: The B&H household budget survey 2004, 2007, 2011 and 1991 Census*

**Tip domaćinstva**

*Household typology*

<b>Tip domaćinstva</b>	Iznos/ Amount	M/M %	Ž/W %	<i>Household typology</i>
Samačka < 65 godina	34.446	46,3	53,7	<i>SMH &lt; 65 years</i>
Samačka >=65 godina	58.823	24,7	75,3	<i>SMH &gt; = 65 years</i>
Bračni par bez djece < 65 godina	56.142	94,9	5,1	<i>Couple without children &lt; 65 years</i>
Bračni par bez djece >=65 godina	62.722	98,9	1,1	<i>Couple without children =&lt; 65 years</i>
Bračni par sa 1 djetetom	101.814	97,1	2,9	<i>Couple with 1 child</i>
Bračni par sa 2 djeteta	134.062	97,5	2,5	<i>Couple with 2 children</i>
Bračni par sa 3 i više djece	44.391	97,5	2,5	<i>Couple with 3 and more children</i>
Samohrani roditelji	53.991	13,2	86,8	<i>Single parents</i>
Samohrani roditelji + drugi srodnici	20.985	19,7	80,3	<i>Single parents +other relatives</i>
Bračni par sa djecom + drugi srodnici	34.773	97,9	2,1	<i>Couple with children +other relatives</i>
Bračni par sa djecom + roditelji	21.980	97,2	2,8	<i>Couple with children +parents</i>
Ostalo	28.000	70,8	29,2	<i>Other</i>
<b>Ukupno</b>	<b>546.391</b>	<b>77,5</b>	<b>22,5</b>	<i>Total</i>

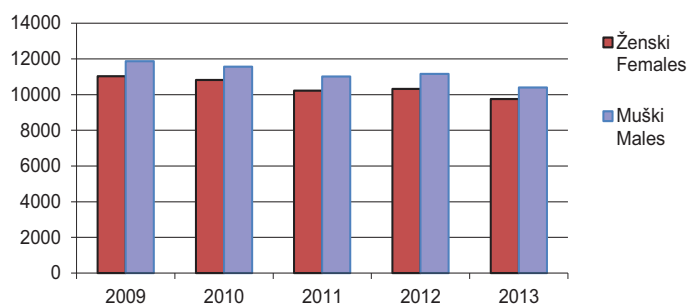
**Izvor podataka: Anкета o potrošnji domaćinstva u BiH 2011**

*Source of data: The B&H household budget survey 2011*

### Živorodeni

Livebirths

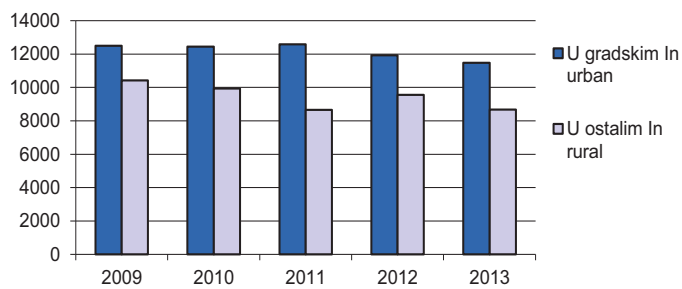
Godina Year	Ženski Females	Muški Males
2009	11037	11876
2010	10821	11561
2011	10214	11014
2012	10318	11154
2013	9754	10391



### Živorodeni prema tipu naseljenog mjesta

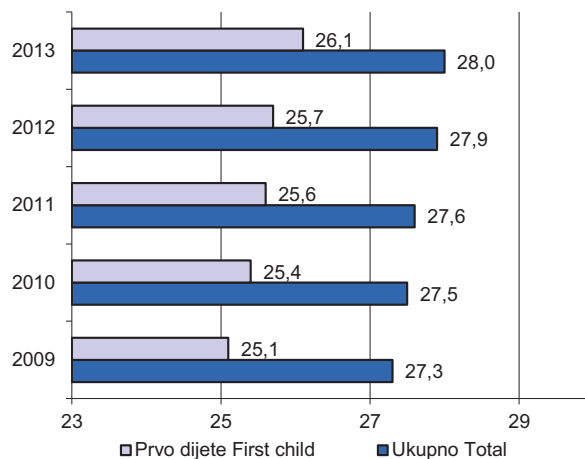
Livebirths by type of settlement

Godina Year	Ukupno Total	U gradskim In urban	U ostalim In rural
2009	22913	12489	10424
2010	22382	12439	9943
2011	21228	12576	8652
2012	21472	11918	9554
2013	20145	11477	8668



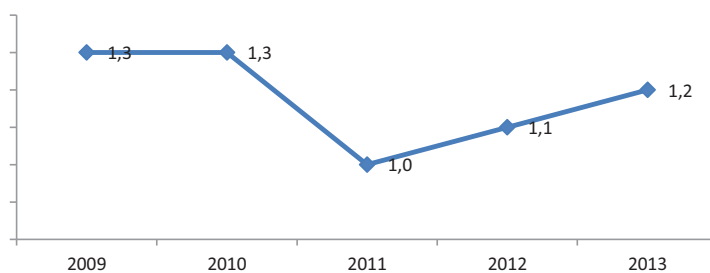
### Prosječna starost majke prilikom rođenja djeteta, ukupno i prvo dijete

Average age of mother in the occasion of delivering baby, total and first child



### Stopa fertiliteta u FBiH

Fertility rate in FB&H



### Izvor podataka: Zavod za javno zdravstvo Federacije Bosne i Hercegovine

Source of data: Federal institute for public health of The Federation of B&H

Stopa ukupnog fertiliteta predstavlja ukupan broj živorođene djece na jednu ženu. Stopa ukupnog fertiliteta za Federaciju BiH je urađena na temelju procjenjenog broja stanovnika.

Total fertility rate represents the total number of live births by a women. Total fertility rate in Federation of BiH as based on estimated number of population.

**Struktura stanovništva starosti 15 godina i više prema bračnom statusu i spolu, 2011.***The structure of the population aged 15 and over by marital status and sex, 2011*

	Muškarci/ Men	Žene/ Women	Ukupno/ Total	Muškarci/ Men %	Žene/ Women %
Neoženjen/neudata / Single	260.653	180.914	441.567	59,0	41,0
Oženjen/udata ili zive u neformalnom braku / Married	522.637	522.715	1.045.352	50,0	50,0
Razveden/a / Divorced	12.017	20.010	32.027	37,5	62,5
Udovac/udovica / Widow/er	31.293	143.426	174.719	17,9	82,1

**Struktura stanovništva starosti 65 godina i više prema bračnom statusu i spolu, 2011.***The structure of the population aged 65 and over by marital status and sex, 2011*

Starosne grupe/ Age groups	Bračni status/ Marital status	Muškarci/ Men %	Žene/ Women %	Ukupno/ Total %
65-69	1	62,1	37,9	100,0
	2	52,7	47,3	100,0
	3	39,0	61,0	100,0
	4	17,2	82,8	100,0
70-74	1	37,5	62,5	100,0
	2	61,3	38,7	100,0
	3	43,4	56,6	100,0
	4	18,4	81,6	100,0
75-79	1	46,3	53,7	100,0
	2	61,3	38,7	100,0
	3	0,0	100,0	100,0
	4	23,0	77,0	100,0
80-84	1	49,1	50,9	100,0
	2	69,4	30,6	100,0
	3	0,0	100,0	100,0
	4	23,0	77,0	100,0
85+	1	0,0	100,0	100,0
	2	37,4	62,6	100,0
	3	-	-	-
	4	26,6	73,4	100,0

1 Neoženjen/neudata / Single

2 Oženjen/udata ili zive u neformalnom braku / Married

3 Razveden/a / Divorced

4 Udovac/udovica / Widow/er

**Izvor podataka: Anketa o potrošnji domaćinstva u BiH 2011***Source of data: The B&H household budget survey 2011*

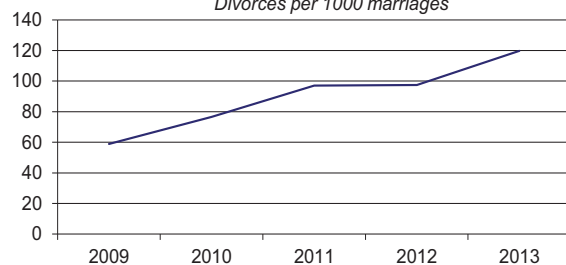


### Zaključeni i razvedeni brakovi

Marriages and divorces

Godina Year	Zaključeni brakovi Marriages	Razvedeni brakovi Divorces	Razvedeni brakovi na 1000 zaključenih Divorces per 1000 marriages
2009	13670	805	58,9
2010	12988	994	76,5
2011	12589	1221	97,0
2012	12060	1176	97,5
2013	11381	1364	119,8

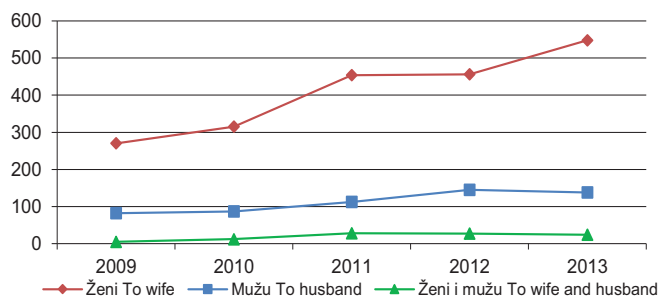
Razvedeni brakovi na 1000 zaključenih  
Divorces per 1000 marriages



### Razvedeni brakovi prema odluci o dodjeli i izdržavanju djece

Divorces by dependent children are assigned to

	2009	2010	2011	2012	2013	Total
<b>Ukupno</b>	<b>805</b>	<b>994</b>	<b>1221</b>	<b>1176</b>	<b>1364</b>	<b>No dependent children</b>
Nema izdržavane	447	578	626	547	651	To wife
Ženi	270	315	454	456	548	To husband
Mužu	82	87	112	145	138	To wife and husband
Ženi i mužu	5	12	28	27	24	To other persons
Drugim licima	-	1	-	-	3	To institution
Ustanovi	-	1	1	1	-	Other combinations
Ostale kombinacije	1	-	-	-	-	

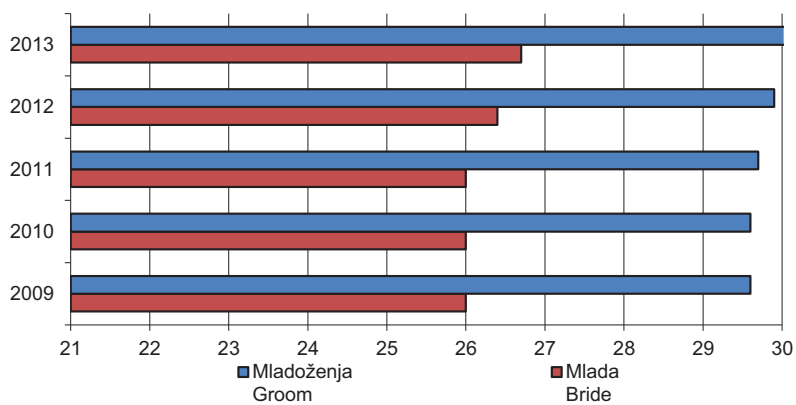


**Prosječna starost mlade - mladoženje pri zaključenju braka**

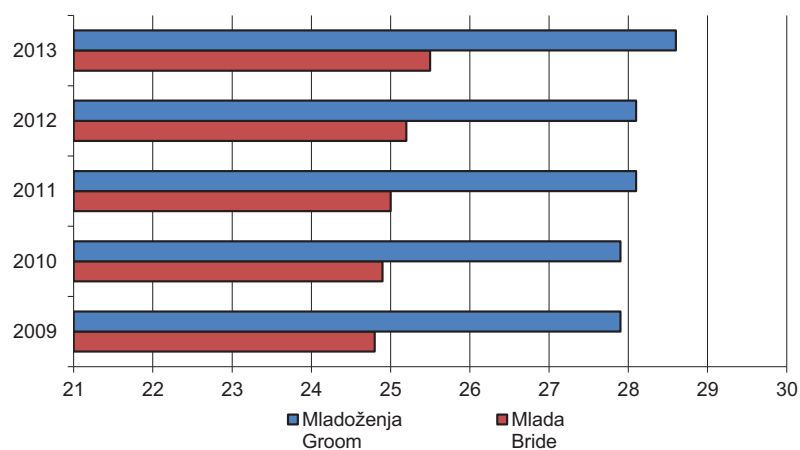
*Average age of bride - groom at the time getting married*

Godina Year	Ukupno <i>Total</i>		Prvi brak <i>First marriage</i>	
	Mlada Bride	Mladoženja Groom	Mlada Bride	Mladoženja Groom
2009	26,0	29,6	24,8	27,9
2010	26,0	29,6	24,9	27,9
2011	26,0	29,7	25,0	28,1
2012	26,4	29,9	25,2	28,1
2013	26,7	30,3	25,5	28,6

**Ukupno Total**



**Prvi brak First marriage**

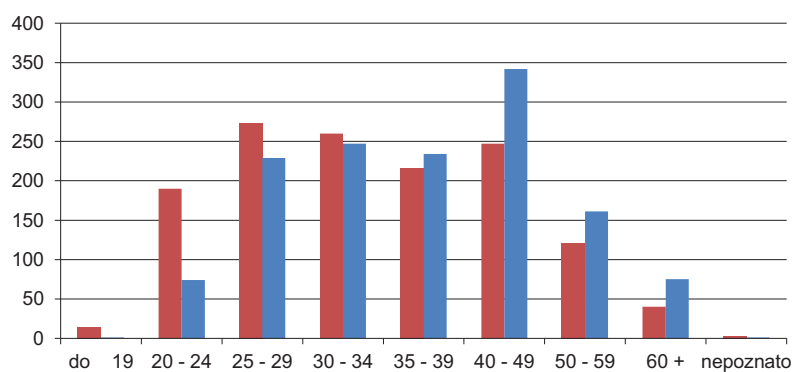


### Razvedeni brakovi prema spolu i starosnim skupinama

*Divorces by sex and age groups*

Starost	Spol	Razvedeni brakovi <i>Divorces</i>					Sex	Age
		2009	2010	2011	2012	2013		
<b>Ukupno</b>		<b>805</b>	<b>994</b>	<b>1221</b>	<b>1176</b>	<b>1364</b>		<b>Total</b>
do 19	Žena	15	21	16	5	14	Wife	untill 19
	Muž	-	1	2	2	1	Husband	
20 - 24	Žena	119	142	182	172	190	Wife	20 - 24
	Muž	51	75	84	63	74	Husband	
25 - 29	Žena	159	208	245	236	273	Wife	25 - 29
	Muž	120	155	181	162	229	Husband	
30 - 34	Žena	124	159	220	247	260	Wife	30 - 34
	Muž	147	182	222	253	247	Husband	
35 - 39	Žena	119	137	182	162	216	Wife	35 - 39
	Muž	128	158	218	191	234	Husband	
40 - 49	Žena	164	193	242	228	247	Wife	40 - 49
	Muž	205	216	299	307	342	Husband	
50 - 59	Žena	77	99	89	99	121	Wife	50 - 59
	Muž	98	136	138	126	161	Husband	
60 +	Žena	28	34	40	25	40	Wife	60 +
	Muž	56	70	74	68	75	Husband	
nepoznato	Žena	-	1	5	2	3	Wife	unknown
	Muž	-	1	3	4	1	Husband	

**2013**



### Razvedeni brakovi prema trajanju braka i broju uzdržavane djece

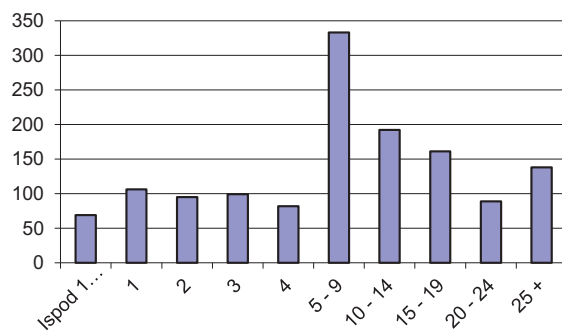
*Divorces by marriage duration and number of dependent children*

Trajanje braka <i>Marriage duration</i>	Ukupno <i>Total</i>	Broj uzdržavane djece <i>Number of dependent children</i>					
		Bez djece <i>Without children</i>	Jedno <i>One</i>	Dvoje <i>Two</i>	Troje <i>Three</i>	Četvoro <i>Four</i>	Petoro + <i>Five +</i>
Ispod 1 godine <i>Under 1 year</i>	69	67	2	-	-	-	-
1	106	91	14	-	-	1	-
2	95	63	32	-	-	-	-
3	99	53	41	5	-	-	-
4	82	38	41	3	-	-	-
5 - 9	333	116	139	73	5	-	-
10 - 14	192	42	77	62	9	2	-
15 - 19	161	22	37	88	10	1	3
20 - 24	89	37	32	16	4	-	-
25 +	138	122	12	4	-	-	-

### Razvedeni brakovi prema trajanju braka

*Divorces by marriage duration*

2013



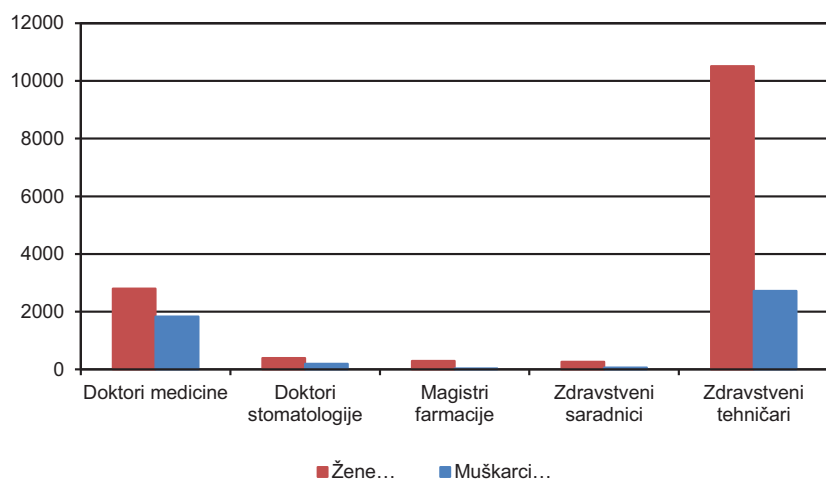
**ZDRAVSTVO**

*HEALTH*



**Zdravstveni radnici zaposleni u zdravstvu***Health personnel employed in health sector*

	2012		2013		
	Žene <i>Women</i>	Muškarci <i>Men</i>	Žene <i>Women</i>	Muškarci <i>Men</i>	
Doktori medicine	2721	1798	2800	1825	<i>Physicians</i>
Doktori stomatologije	391	202	389	187	<i>Dentists</i>
Magistri farmacije	287	27	291	27	<i>Pharmacists</i>
Zdravstveni saradnici	250	58	257	61	<i>Health associates</i>
Zdravstveni tehničari	10148	2537	10508	2715	<i>Health technical staff</i>

**Izvor podataka: Zavod za javno zdravstvo Federacije Bosne i Hercegovine***Source of data: Federal institute for public health of The Federation of Bosnia and Herzegovina*

**Doktori medicine specijalisti**

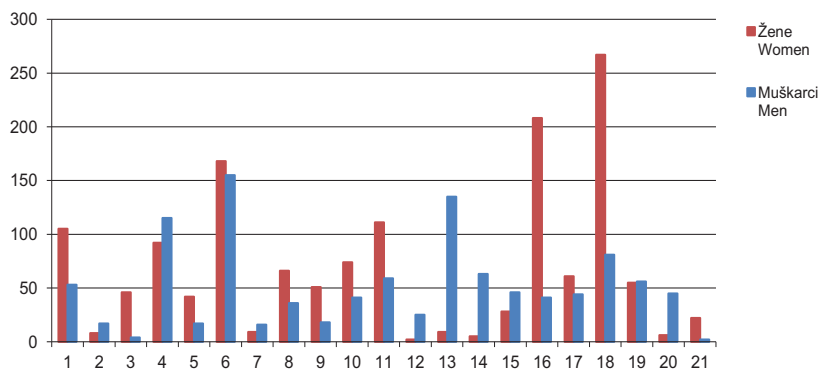
*Physicians specialist*

**Izabrane specijalnosti**

*Selected*

	2012		2013		
	Žene <i>Women</i>	Muškarci <i>Men</i>	Žene <i>Women</i>	Muškarci <i>Men</i>	
1 Anesteziologija sa reanimatologijom	95	54	105	53	<i>Anesthesiology with reanimation</i>
2 Dječija hirurhija	6	15	8	17	<i>Children surgery</i>
3 Dermatovenerologija	48	5	46	4	<i>Dermatoveneral diseases</i>
4 Ginekologija i akušerstvo	95	115	92	115	<i>Gynaecology and obstetrics</i>
5 Infektologija	43	16	42	17	<i>Infectiology</i>
6 Interna medicina	161	149	168	155	<i>Internal medicine</i>
7 Kardiologija	7	13	9	16	<i>Cardiology</i>
8 Medicina rada	66	33	66	36	<i>Occupational medicine</i>
9 Opća medicina	55	19	51	18	<i>General practice</i>
10 Oftamologija	81	42	74	41	<i>Ophthalmology</i>
11 Neuropsihijatrija	108	64	111	59	<i>Neuropsychiatry</i>
12 Neurohirurgija	2	24	2	25	<i>Neurology surgery</i>
13 Opća hirurgija	9	129	9	135	<i>General surgery</i>
14 Ortopedija	4	63	5	63	<i>Orthopedy</i>
15 Otorinolaringologija	26	51	28	46	<i>Otorhinolaryngology</i>
16 Pedijatrija	200	45	208	41	<i>Paediatrics</i>
17 Pneumoftizilogija	58	42	61	44	<i>Pneumophthisiology</i>
18 Porodična medicina	262	77	267	81	<i>Family medicine</i>
19 Urgentna medicina	58	45	55	56	<i>Urgent medicine</i>
20 Urologija	3	49	6	45	<i>Urology</i>
21 Školska medicina	26	2	22	2	<i>School medicine</i>

**2013**



**Izvor podataka: Zavod za javno zdravstvo Federacije Bosne i Hercegovine**

*Source of data: Federal Institute for public health of The Federation of BiH*



**Doktori stomatologije specijalisti***Dentists specialists*

	2012		2013		
	Žene <i>Women</i>	Muškarci <i>Men</i>	Žene <i>Women</i>	Muškarci <i>Men</i>	
Bolesti usta i paradoncija	13	1	14	2	<i>Diseases of oral and paradontical</i>
Bolesti zuba i endodoncija	19	7	20	6	<i>Diseases of the teeth and endodony</i>
Dječija i preventivna stomatologija	35	7	32	10	<i>Children's and prevency stomatology</i>
Maksilofacijalna hirurgija	-	12	1	6	<i>Maxilofacial's surgery</i>
Opća stomatologija	4	1	4	1	<i>General stomatologic</i>
Oralna hirurgija	9	14	10	16	<i>Oral surgery</i>
Ortodoncija	27	10	26	8	<i>Ortodontis</i>
Stomatološka protetika	28	23	28	23	<i>Stomatological prosthodontics</i>

**Farmaceuti specijalisti***Pharmacists specialist*

	2012		2013		
	Žene <i>Women</i>	Muškarci <i>Men</i>	Žene <i>Women</i>	Muškarci <i>Men</i>	
Farmaceutska informatika	5	1	5	1	<i>Pharmacy information technology</i>
Farmaceutska tehnologija	3	-	4	-	<i>Pharmacy technology</i>
Ispitivanje i kontrola lijekova	4	2	5	2	<i>Examination and control of medicine</i>
Klinička farmacija	7	-	5	-	<i>Clinical pharmacy</i>
Medicinska biohemija	22	1	23	1	<i>Medical byochemistry</i>

**Izvor podataka: Zavod za javno zdravstvo Federacije Bosne i Hercegovine***Source of data: Federal institute for public health of The Federation of B&H*

**Zdravstveni saradnici, specijalisti***Health associates, specialists*

	2012		2013		
	Žene <i>Women</i>	Muškarci <i>Men</i>	Žene <i>Women</i>	Muškarci <i>Men</i>	
Medicinsko inženjerstvo	3	3	4	1	<i>Medical engineering</i>
Medicinska psihologija	14	3	11	2	<i>Medical psychology</i>
Medicinska pedagogija	-	-	1	-	<i>Medical pedagogy</i>
Zdravstvena statistika i informatika	1	-	2	1	<i>Health statistics and information technology</i>

**Medicinski tehničari prema smjeru***Medical technicians according to specializations*

	2012		2013		
	Žene <i>Women</i>	Muškarci <i>Men</i>	Žene <i>Women</i>	Muškarci <i>Men</i>	
Fizioterapeutski tehničari *	357	302	26	12	<i>Physiotherapeutics technicians</i>
Farmaceutski tehničari**	332	31	319	33	<i>Pharmacist technicians</i>
Sanitarni tehničari *	190	137	16	18	<i>Sanitary technicians</i>
Zubni tehničari**	183	68	183	66	<i>Dental technicians</i>
Općeg smjera *	6662	1631	201	56	<i>Of general</i>
Pedijatrijskog smjera**	427	9	431	6	<i>Of pediatrics</i>
Akušerskog smjera***	842	5	751	4	<i>Of obstetrics</i>
Stomatološkog smjera**	361	16	358	18	<i>Of stomatological</i>

\* Zdravstveni radnici sa završenim Fakultetom zdravstvenih studija

*Health personnel graduated in Health studies*

\*\*Zdravstveni radnici samo sa SSS

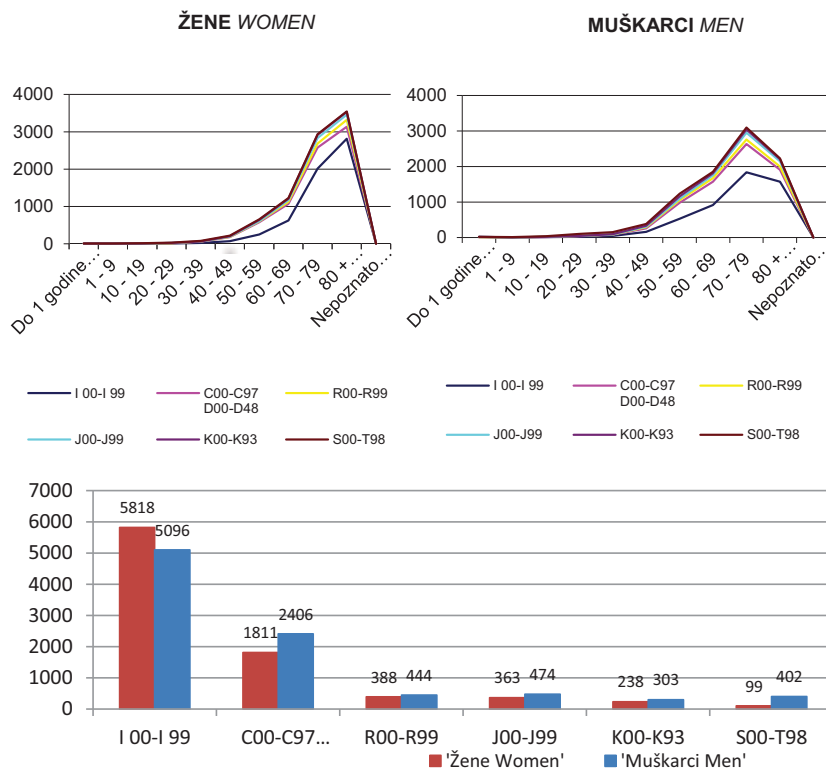
*Health personnel with graduated only in secondary school*

\*\*\*Zdravstveni radnici sa SSS i VŠS

*Health personnel with graduated in secondary school and in high school***Izvor podataka: Zavod za javno zdravstvo Federacije Bosne i Hercegovine***Source of data: Federal institute for public health of The Federation of B&H*

**Umrli prema uzroku smrti, godinama i spolu u 2013. god.**

*Deaths by causes of death, age and sex and in 2013*



**I 00-I 99**

Oboljenja cirkulatornog sistema  
*Diseases of the circulatory system*

**C00 - C97, D00 - D48**

Neoplazme  
*Neoplasms*

**R00 - R99**

Simptomi, znaci nenormalni klinički nalazi i laboratorijski nalazi,  
 koji nisu drugdje klasificirani  
*Diseases of the respiratory system symptoms, signs and abnormal clinical and*

**J00 - J99**

Oboljenja respiratornog sistema  
*Diseases of the respiratory system*

**K00 - K93**

Oboljenja digestivnog trakta  
*Diseases of the digestive system*

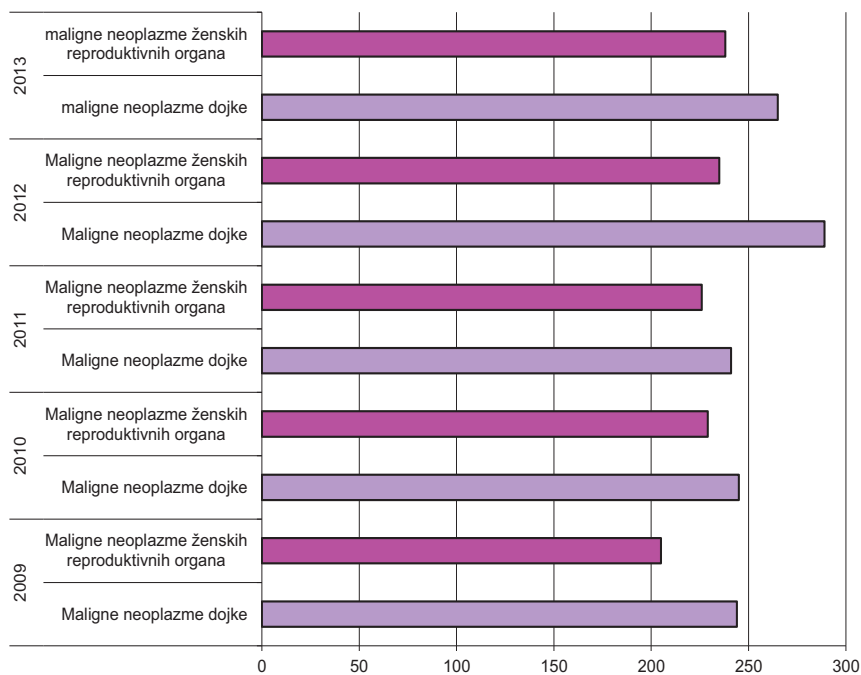
**S00 - T98**

Povrede, trovanja i druge posljedice spoljašnjih uzroka  
*Injuries, poisonings and certain other consequences of external causes*

**Žene umrle od malignih neoplazmi dojke i malignih neoplazmi ženskih reproduktivnih organa prema starosti**

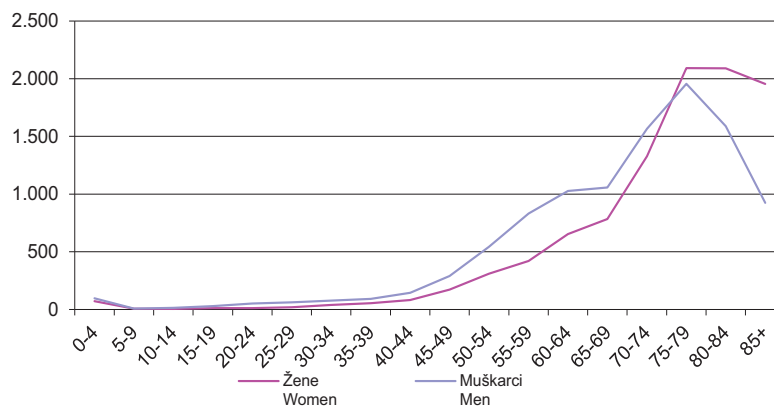
*Women died of cancer of breast and cancer of women's reproductive organs by age*

Godina	Uzrok smrti Cause of death	ukupno	do 29	30-39	40-49	50-59	60-69	70-79	80+	nepoznato
2009	Maligne neoplazme dojke	244	-	7	32	63	57	63	22	-
	Maligne neoplazme ženskih reproduktivnih organa	205	-	3	26	42	60	58	16	-
2010	Maligne neoplazme dojke	245	1	5	19	46	57	69	47	1
	Maligne neoplazme ženskih reproduktivnih organa	229	1	5	24	52	58	64	25	-
2011	Maligne neoplazme dojke	241	-	6	19	66	54	65	31	-
	Maligne neoplazme ženskih reproduktivnih organa	226	-	9	22	61	51	64	19	-
2012	Maligne neoplazme dojke	289	1	6	23	77	68	78	36	-
	Maligne neoplazme ženskih reproduktivnih organa	235	2	8	27	60	50	72	16	-
2013	maligne neoplazme dojke	265	3	6	25	59	65	68	39	-
	maligne neoplazme ženskih reproduktivnih organa	238	1	5	17	73	56	57	29	-



### Umri prema starosti, 2013. godina

Deaths by age, 2013

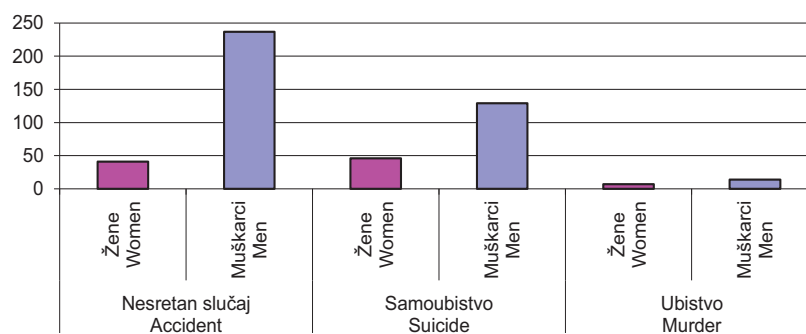


### Nasilne smrti

Violent deaths

Godina Year	Nesretan slučaj Accident		Samoubistvo Suicide		Ubistvo Murder	
	Žene Women	Muškarci Men	Žene Women	Muškarci Men	Žene Women	Muškarci Men
2009	61	282	53	137	11	24
2010	69	249	50	160	7	23
2011	50	262	42	132	11	17
2012	51	238	46	122	10	24
2013	41	237	46	129	7	14

### Nasilne smrti 2013, Violent deaths



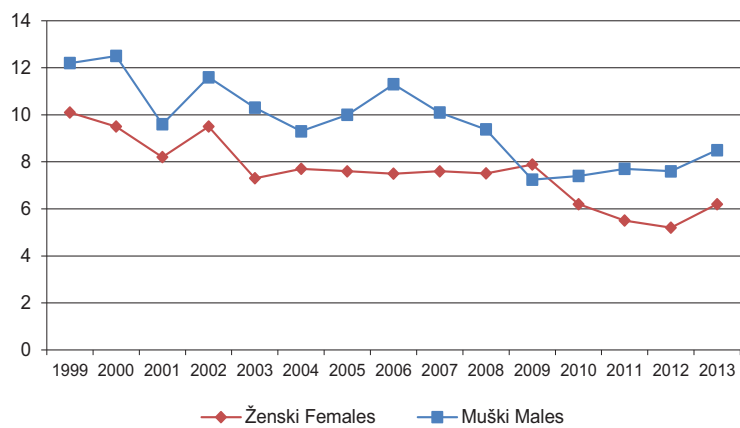
### Umrli dojenčad

Infant deaths

Godina Year	Ženski Females	Muški Males	na 1000 živorođenih per 1000 livebirths	
			Ženski females	Muški males
1999	138	174	10,1	12,2
2000	117	163	9,5	12,5
2001	96	118	8,2	9,6
2002	107	138	9,5	11,6
2003	80	122	7,3	10,3
2004	83	107	7,7	9,3
2005	81	113	7,6	10,0
2006	78	127	7,5	11,3
2007	79	114	7,6	10,1
2008	84	110	7,5	9,4
2009	87	86	7,9	7,2
2010	67	105	6,2	7,4
2011	56	85	5,5	7,7
2012	54	85	5,2	7,6
2013	57	85	6,2	8,5

### Umrli dojenčad na 1000 živorođenih

Infant deaths per 1000 livebirths



**OBRAZOVANJE**

*EDUCATION*

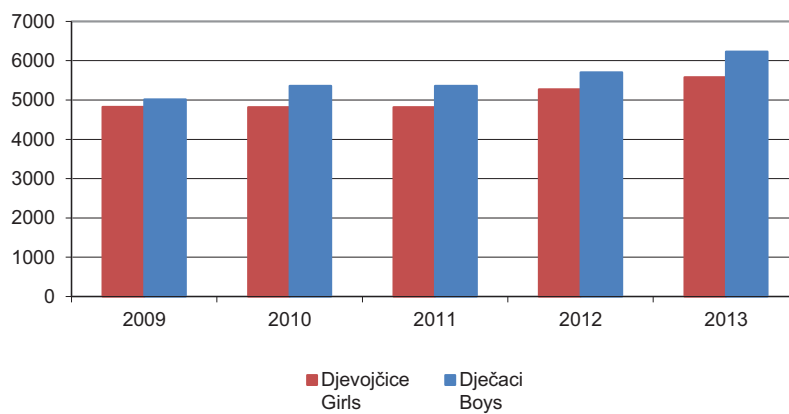




### Djeca u predškolskim ustanovama

Children in pre-school institutions

	Predškolske ustanove <i>Pre-school institutions</i>	Djevojčice <i>Girls</i>	Dječaci <i>Boys</i>
2009	129	4822	5017
2010	139	4820	5359
2011	139	4820	5359
2012	145	5269	5700
2013	156	5579	6229



### Djeca u predškolskim ustanovama prema uzrastu

Children in pre-school institutions by age

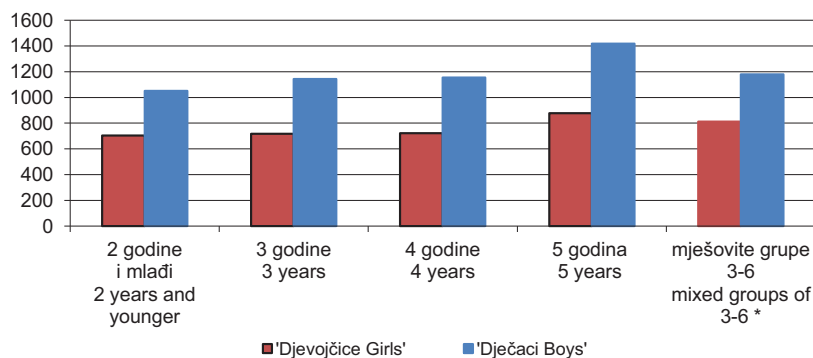
		2 godine i mlađi 2 years and younger	3 godine 3 years	4 godine 4 years	5 godina 5 years	6 godina i starije 6 years and older	
2009	Djevojčice	715	935	1176	1264	732	Girls
	Dječaci	823	880	1242	1331	741	Boys

		2 godine i mlađi 2 years and younger	3 godine 3 years	4 godine 4 years	5 godina 5 years	mješovite grupe 3-6 mixed groups of 3-6 *	
2010	Djevojčice	883	888	1005	1143	901	Girls
	Dječaci	985	999	1130	1265	980	Boys
2011	Djevojčice	883	888	1005	1143	901	Girls
	Dječaci	985	999	1130	1265	980	Boys
2012	Djevojčice	1012	1144	1241	1245	627	Girls
	Dječaci	1071	1191	1251	1420	767	Boys
2013	Djevojčice	705	717	723	877	812	Girls
	Dječaci	1051	1144	1154	1417	1180	Boys

\* Od 2010.godine se podaci prikupljaju podaci za mješovite grupe djece

From year 2010 data about children by age are collected for mixed groups of children

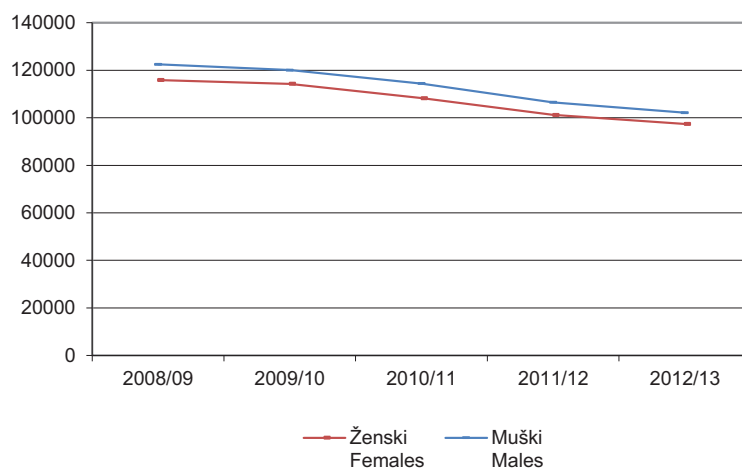
2013



### Učenici u osnovnim školama (kraj školske godine)

*Pupils in elementary school (end of school year)*

Školska godina <i>School year</i>	Ženski <i>Females</i>	Muški <i>Males</i>	% Ženski <i>Females</i>	% Muški <i>Males</i>
2008/09	115859	122486	48,6	51,4
2009/10	114291	120046	48,8	51,2
2010/11	108273	114404	48,6	51,4
2011/12	101236	106496	48,7	51,3
2012/13	97393	102140	48,8	51,2

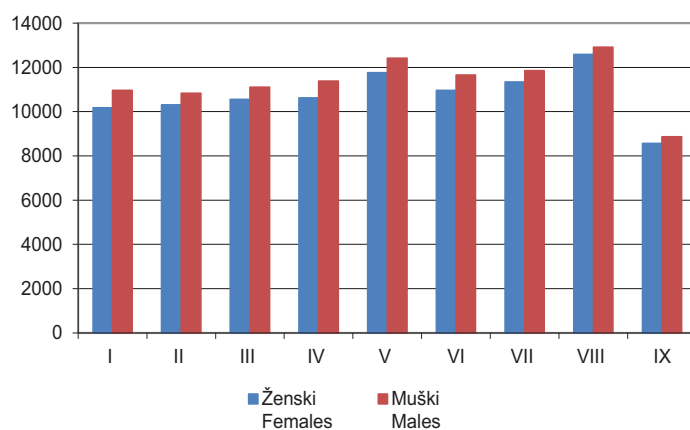


**Upisani učenici u osnovnu školu po razredima, početak školske godine**

*Enrolled pupils in elementary school by classes, the beginning of the school year*

Razred Class	2012/13		2013/14	
	Ženski Females	Muški Males	Ženski Females	Muški Males
Ukupno Total				
I	10258	10795	10181	10959
II	10531	11135	10310	10825
III	10636	11393	10554	11102
IV	11862	12389	10626	11376
V	10957	11677	11757	12411
VI	11357	12024	10958	11660
VII	12651	12956	11343	11857
VIII	13644	14083	12583	12907
IX	5437	5784	8570	8861

**2013/14**

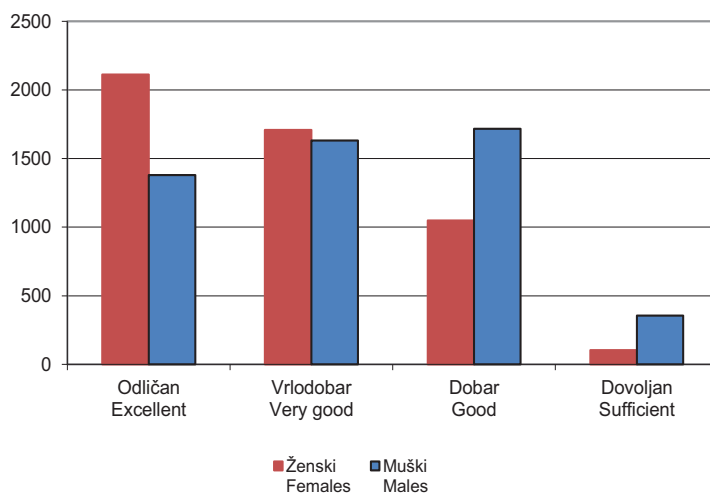


**Učenici koji su završili osnovnu školu prema uspjehu, kraj školske godine**

*Pupils who completed elementary school according to grade evaluation, the end of the school year*

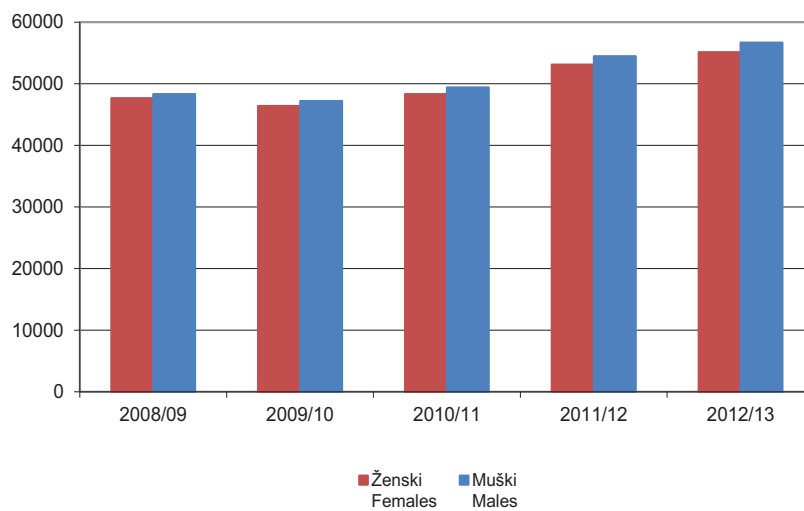
Uspjeh <i>Evaluation</i>	2011/12		2012/13	
	Ženski <i>Females</i>	Muški <i>Males</i>	Ženski <i>Females</i>	Muški <i>Males</i>
Odličan <i>Excellent</i>	6238	4361	2113	1379
Vrlodobar <i>Very good</i>	4563	4749	1708	1632
Dobar <i>Good</i>	2651	4689	1049	1717
Dovoljan <i>Sufficient</i>	337	1060	103	355

**2012/13**



**Broj učenika u srednjim školama, kraj školske godine***Pupils in secondary education, end of the school year*

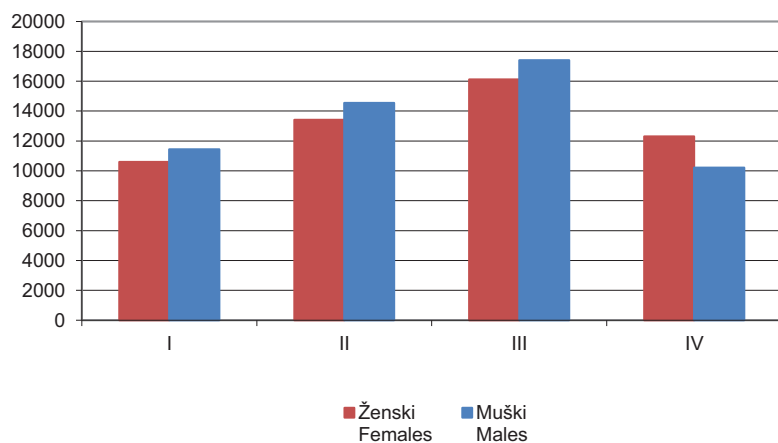
Školska godina <i>School year</i>	Ženski <i>Females</i>	Muški <i>Males</i>
2008/09	47677	48334
2009/10	46402	47190
2010/11	48339	49419
2011/12	53091	54461
2012/13	55121	56671



**Upisani učenici srednjih škola, početak školske godine**  
*Enrolled pupils secondary schools, beginning of school year*

Razred Class	2010/11		2011/12		2012/13	
	Ženski Females	Muški Males	Ženski Females	Muški Males	Ženski Females	Muški Males
I	17261	18807	13943	15439	10598	11446
II	15417	16062	16565	17867	13420	14554
III	12416	13094	15014	15586	16118	17412
IV	8497	7403	10153	8647	12304	10204

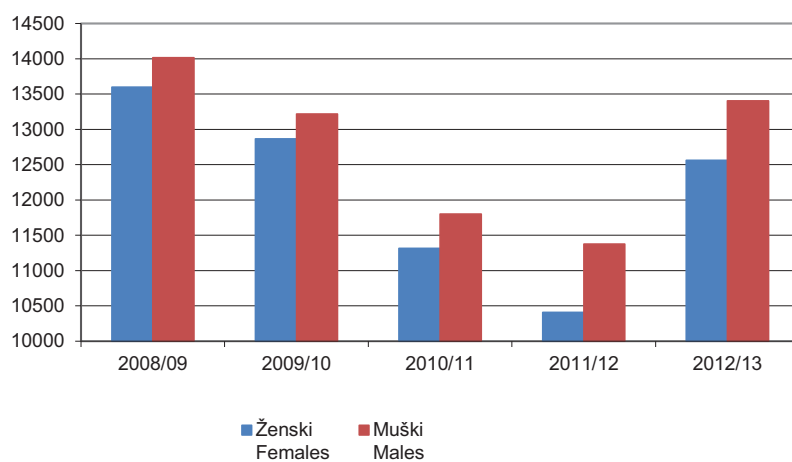
**2012/13**



**Redovni učenici koji su završili srednju školu**

*Regular pupils, graduates - the end of secondary schools*

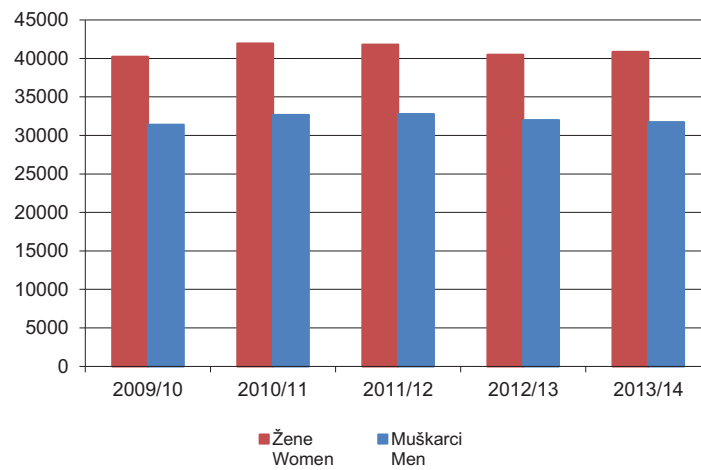
Školska godina School year	Ženski Females	Muški Males	Trogodišnja Three years		Četverogodišnja Four years	
			Ženski Females	Muški Males	Ženski Females	Muški Males
2008/09	13599	14017	2949	5202	10650	8815
2009/10	12866	13218	2403	4487	10463	8731
2010/11	11315	11802	1843	3783	9475	8016
2011/12	10407	11376	2002	4147	8405	7229
2012/13	12562	13403	2446	4932	10116	8471





**Studenti u visokoškolskim ustanovama***Students in institutions of high education*

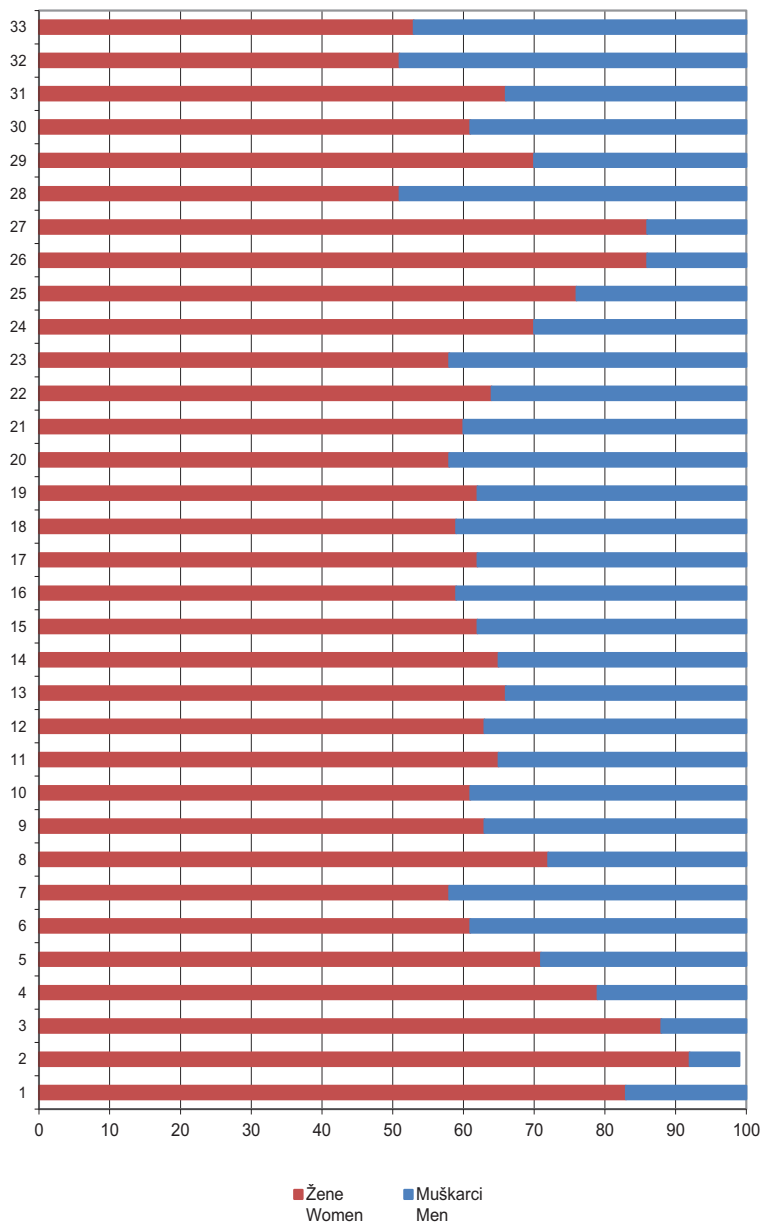
	Ukupno <i>Total</i>		Od toga redovnih <i>Regular students</i>	
	Žene <i>Women</i>	Muškarci <i>Men</i>	Žene <i>Women</i>	Muškarci <i>Men</i>
2009/10	40206	31404	31212	24089
2010/11	41943	32651	33035	25361
2011/12	41798	32767	33315	25638
2012/13	40490	31970	31695	24236
2013/14	40869	31732	32332	24458



**Fakulteti sa 50% i više ženskih studenata, 2013/14**

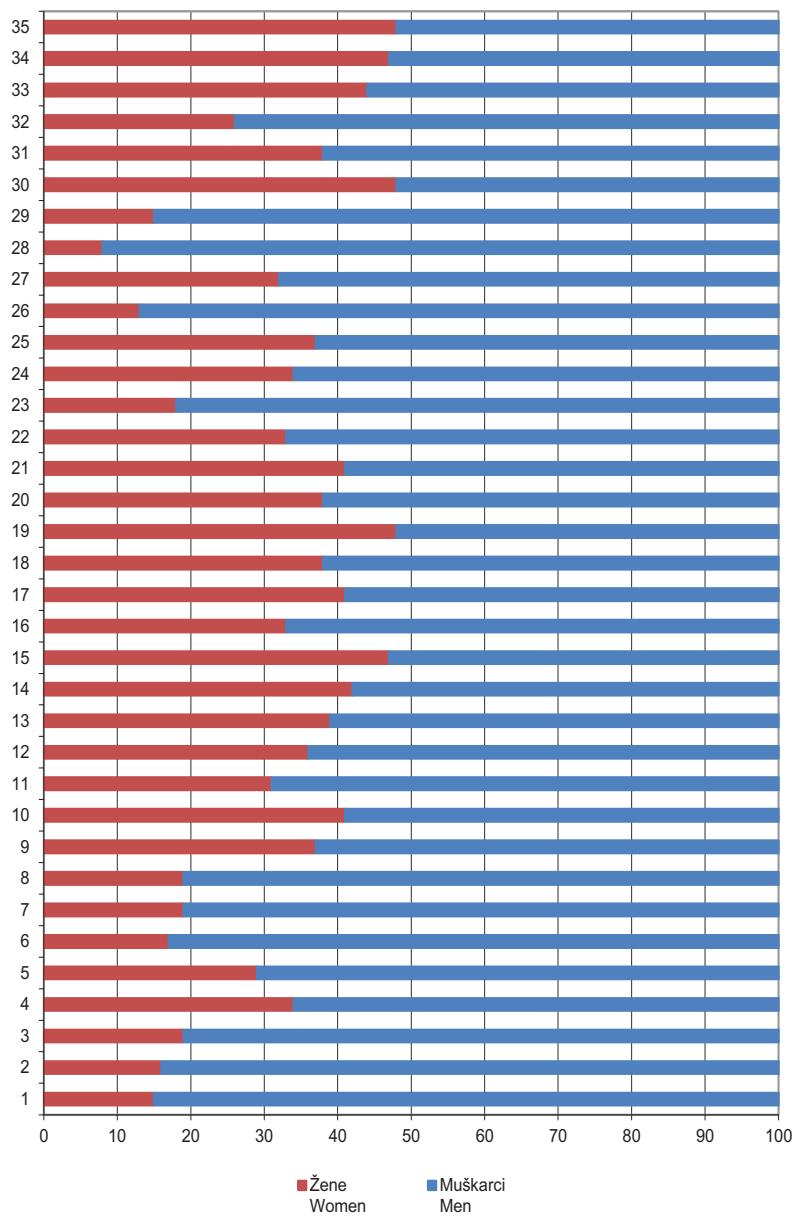
*Faculties with 50% and more females students, 2013/14*

	Žene <i>Women</i>	Muškarci <i>Men</i>	%
1 Farmaceutski fakultet	83	17	<i>Pharmacy</i>
2 Pedagoški fakultet	92	7	<i>Pedagogy</i>
3 Edukacijsko-rehabilitacijski fakultet	88	12	<i>Special-Education Faculty</i>
4 Filozofski fakultet	79	21	<i>Philosophy</i>
5 Fakultet humanističkih nauka	71	29	<i>Studies for Humane</i>
6 Farmaceutsko zdravstveni fakultet	61	39	<i>Faculty of Health</i>
7 Fakultet prirodoslovnih	58	42	<i>Natural Sciences Mathematics</i>
8 Prirodno matematički fakultet	72	28	<i>Natural science and mathematics</i>
9 Medicinski fakultet	63	37	<i>Medicine</i>
10 Muzička akademija	61	39	<i>Academy of music</i>
11 Pravni fakultet	65	35	<i>Law</i>
12 Ekonomski fakultet	63	37	<i>Economy</i>
13 Nastavnički fakultet	66	34	<i>Faculty of Teaching</i>
14 Tehnološki fakultet	65	35	<i>Faculty of Chemical Engineering</i>
15 Fakultet za javnu upravu	62	38	<i>Faculty for Public Administration</i>
16 Fakultet političkih nauka	59	41	<i>Political science</i>
17 Stomatološki fakultet	62	38	<i>Dentistry</i>
18 Arhitektonski fakultet	59	41	<i>Architecture</i>
19 Poljoprivredno-prehrambeni fakultet	62	38	<i>Agriculture</i>
20 Akademija likovnih umjetnosti	58	42	<i>Academy of fine arts</i>
21 Islamski pedagoški fakultet	60	40	<i>Islamish Pedagogical Faculty</i>
22 Fakultet za metalurgiju i materijale	64	36	<i>Faculty of metallurgy</i>
23 Agronomski fakultet	58	42	<i>Faculty of agronomy</i>
24 Visoka zdravstvena škola	70	30	<i>School of Health study</i>
25 Fakultet zdravstvenih studija	76	24	<i>Faculty of Health study</i>
26 Interdisciplinarne postdiplomske studije	86	14	<i>Interdisciplinary Postgraduate studies</i>
27 Fakultet društvenih znanosti dr. Milenko Brkić	86	14	<i>Faculty of Social Sciences dr. Milenko Brkić</i>
28 Fakultet pravnih nauka	51	49	<i>Faculty for law</i>
29 Fakultet zdravstvene njege	70	30	<i>Faculty of health care</i>
30 Farmaceutsko-zdravstveni fakultet	61	39	<i>Faculty of Pharmacy</i>
31 Fakultet za medije i komunikacije	66	34	<i>Faculty of Media and Communications</i>
32 Fakultet međunarodnih finansija i bankarstva	51	49	<i>Faculty of International Finance and Banking</i>
33 Fakultet poslovne ekonomije	53	47	<i>Faculty for business economy</i>



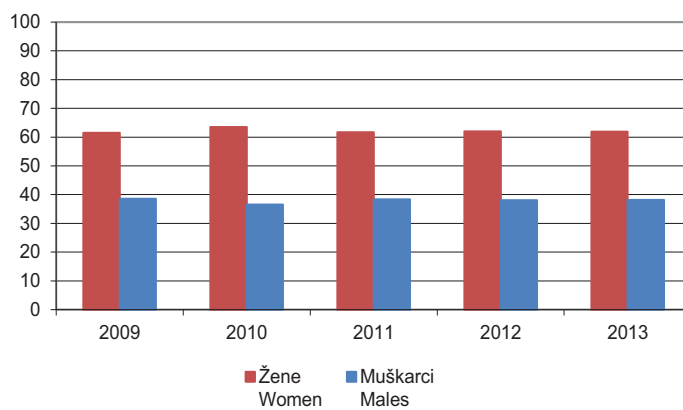
**Fakulteti sa 50% i više muških studenata, 2013/14**
*Faculties with 50% and more males students, 2013/14*

	Žene <i>Women</i>	Muškarci <i>Men</i>	%
1 Fakultet informacijskih tehnologija	15	85	<i>Faculty of information technologies</i>
2 Fakultet za tjelesni odgoj i sport	16	84	<i>Faculty of sport</i>
3 Fakultet sporta i tjelesnog odgoja	19	81	<i>Physical culture</i>
4 Fakultet elektrotehnike	34	66	<i>Faculty of electrical engineering</i>
5 Mašinski/Strojarski fakultet	29	71	<i>Faculty of mechanical engineering</i>
6 Franjevačka teologija	17	83	<i>Theology of Saint Francis Assisencies</i>
7 Fakultet islamskih nauka	19	81	<i>Faculty of islamic sciences</i>
8 Katolički Bogoslovni fakultet	19	81	<i>Catholic Theological Faculty</i>
9 Tehnički fakultet	37	63	<i>Faculty of mechanical engineering</i>
10 Fakultet za saobraćaj i komunikacije	41	59	<i>Faculty of Transport &amp; Communications</i>
11 Rudarsko-geološko građevinski fakultet	31	69	<i>Faculty of Mining-Geology</i>
12 Fakultet za kriminalistiku, kriminologiju i sigurnosne studije	36	64	<i>Faculty of Criminology, Criminology and Security Studies</i>
13 Građevinski fakultet	39	61	<i>Faculty of civil engineering</i>
14 Akademija scenskih umjetnosti	42	58	<i>Academy of Dramatizations</i>
15 Veterinarski fakultet	47	53	<i>Veterinary faculty</i>
16 Šumarski fakultet	33	67	<i>Faculty of forestry</i>
17 Američki univerzitet u BiH	41	59	<i>American University in BiH</i>
18 Elektrotehnički fakultet	38	62	<i>Faculty of electrical engineering</i>
19 Agromediterranski fakultet	48	52	<i>Studies for Agromediterranean Culture</i>
20 Akademija dramskih umjetnosti	38	62	<i>Academy of Dramatics</i>
21 Univerzitet Sarajevska škola za nauku i tehnologiju	41	59	<i>University of Sarajevo School of Science and Technology</i>
22 Internacionalni univerzitet Sarajevo	33	67	<i>International University</i>
23 Fakultet strojarstva i računarstva	18	82	<i>Faculty of Mechanical Engineering</i>
24 Politehnički fakultet	34	66	<i>Polytechnical faculty</i>
25 Ekološki fakultet	37	63	<i>Environmentally Faculty</i>
26 Saobraćajni fakultet	13	87	<i>Faculty of Transport</i>
27 Mostar	32	68	<i>Faculty of Manage. Resources - CKM Mostar</i>
28 Fakultet poslovne informatike	8	92	<i>Faculty for business informatics</i>
29 Fakultet za tehničke studije	15	85	<i>Faculty of Technical Studies</i>
30 Edukacijski fakultet	48	52	<i>Faculty of Education</i>
31 Koledž za industrijski i poslovni menadžment	38	62	<i>College for Industrial and Business Management</i>
32 Centar za poslovne studije	26	74	<i>Center for Business Studies</i>
33 Fakultet za menadžment i poslovnu ekonomiju	44	56	<i>Management and Business Economics</i>
34 Internacionalni Burch univerzitet	47	53	<i>International Burch University</i>
35 Biotehnički fakultet	48	52	<i>Bio tehcnical</i>



**Diplomirani studenti***Graduated students*

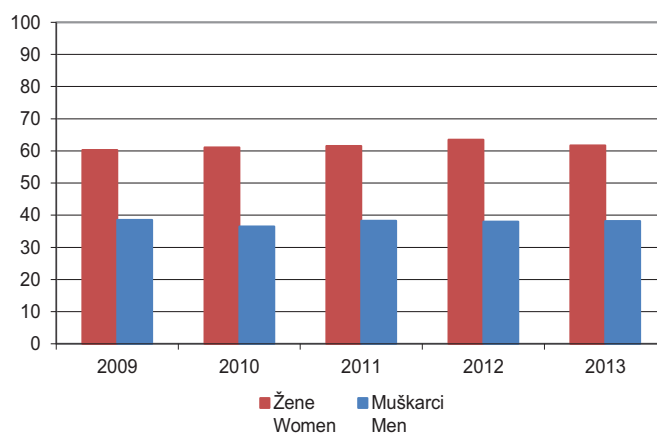
Godina Year	Ukupno Total	Žene Women	Muškarci Men	%	
				Žene Women	Muškarci Men
2009	10096	6209	3887	61,5	38,5
2010	11350	7207	4143	63,5	36,5
2011	11209	6918	4291	61,7	38,3
2012	12231	7581	4650	62,0	38,0
2013	13491	8341	5150	61,8	38,2



**Diplomirani studenti, fakulteti**

*Graduated students, faculties*

Godina Year	Ukupno Total	Fakulteti Faculties		%	
		Žene Women	Muškarci Men	Žene Women	Muškarci Men
2009	10096	6209	3887	61,5	38,5
2010	11350	7207	4143	63,5	36,5
2011	11209	6918	4291	61,7	38,3
2012	12231	7581	4650	62,0	38,0
2013	13491	8341	5150	61,8	38,2

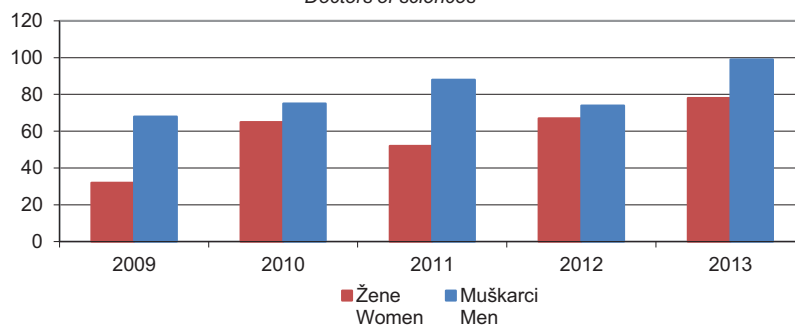


**Promovirani doktori nauka, magistri i specijalisti nauka**

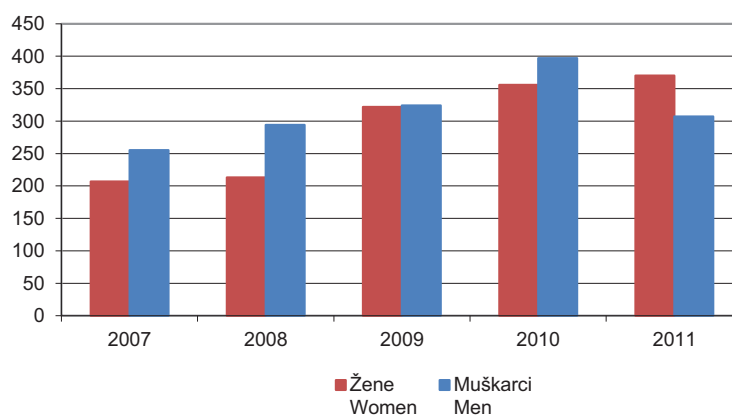
*Doctors of science, masters of science and specialized degree*

Godina Year	Doktori nauka <i>Doctors of sciences</i>		Magistri i specijalisti nauka <i>Masters of sciences and specialized degree</i>	
	Žene Women	Muškarci Men	Žene Women	Muškarci Men
2009	32	68	207	255
2010	65	75	213	294
2011	52	88	322	324
2012	67	74	356	397
2013	78	99	370	307

**Doktori nauka**  
*Doctors of sciences*



**Magistri i specijalisti nauka**  
*Masters of sciences and specialized degree*





**Doktori nauka, magistri i specijalisti koji su stekli zvanje u 2013. godini prema naučnim oblastima**

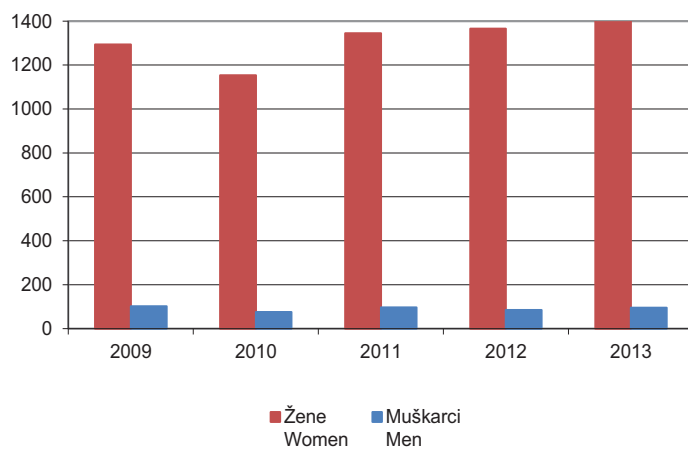
*Doctors of science, Masters of science and specialized degree according to fields of science and by universities in 2011*

Naučna oblast	Doktori nauka <i>Doctors of science</i>		Magistri i specijalisti nauka <i>Masters of science and specialized degree</i>		Field of science
	Žene <i>Women</i>	Muškarci <i>Men</i>	Žene <i>Women</i>	Muškarci <i>Men</i>	
Opći programi	-	-	-	3	<i>Basic educational programs</i>
Obrazovanje	3	-	30	13	<i>Education Humanities and arts</i>
Umjetnost i humanističke nauke	12	2	12	15	
Društvene i pravo	8	21	134	110	<i>Social science and law</i>
Prirodno matematičke nauke	6	7	32	14	<i>Natural</i>
Tehnika, industrija, građevinarstvo	7	24	17	52	<i>Engineering, industry, construction</i>
Poljoprivreda	2	4	8	19	<i>Agriculture</i>
Zdravstvo i socijalna zaštita	39	39	133	72	<i>Health and social welfare</i>
Usluge	-	1	-	1	<i>Services</i>
Nespecificirano	1	1	4	8	<i>Non- specificity</i>

### Zaposleni u predškolskim ustanovama

*Employed in pre-school institutions*

Godina Year	Ukupno zaposleni <i>Total employed</i>		Odgajatelj <i>Child - care teachers</i>	
	Žene <i>Women</i>	Muškarci <i>Men</i>	Žene <i>Women</i>	Muškarci <i>Men</i>
2009	1293	102	690	30
2010	1154	76	722	15
2011	1345	96	723	14
2012	1365	85	720	9
2013	1442	95	768	8

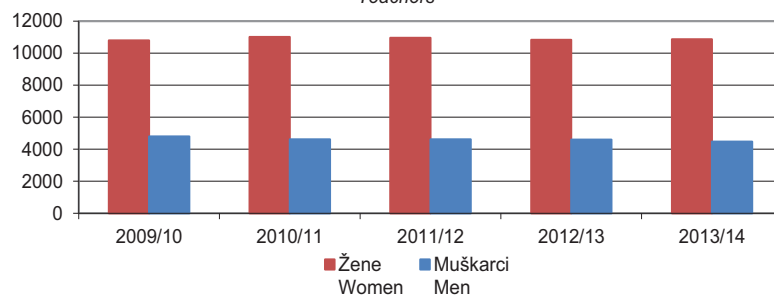


**Nastavnici i suradnici u nastavi, u osnovnim školama, početak školske godine**

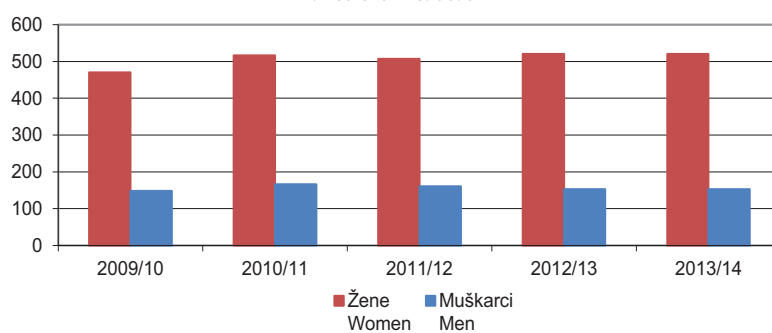
*Teachers and advisers for instruction in elementary schools, beginning of school year*

Godina Year	Nastavnici Teachers				Saradnici u nastavi Advisers for instruction	
	Žene Women	Muškarci Men	Sa punim radnim vremenom Full-time		Žene Women	Muškarci Men
			Žene Women	Muškarci Men		
2009/10	10800	4789	9111	3576	470	148
2010/11	11002	4620	9203	3354	516	166
2011/12	10950	4624	8954	3207	507	161
2012/13	10830	4607	8894	3225	520	153
2013/14	10871	4479	8789	2948	520	153

**Nastavnici**  
*Teachers*



**Saradnici u nastavi**  
*Advisers for instruction*

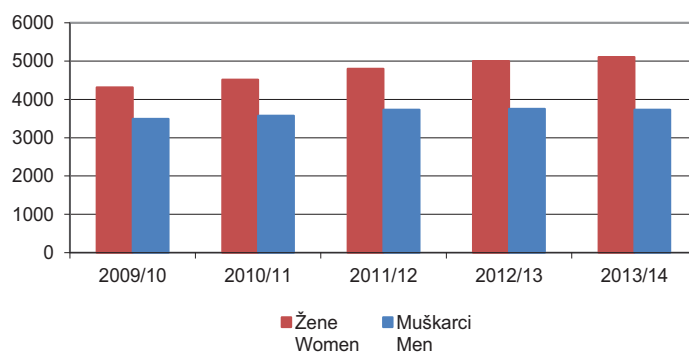


### Nastavno osoblje u srednjim školama, početak školske godine

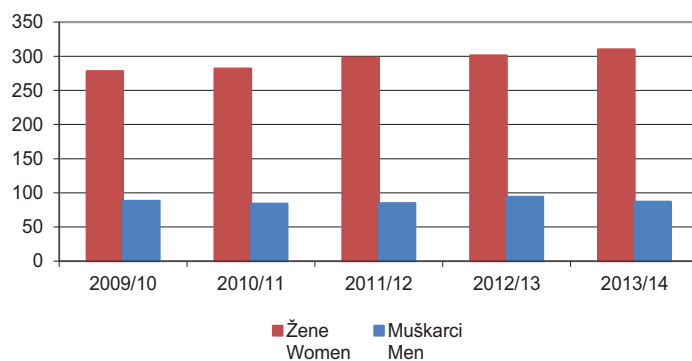
Teachers in secondary education, beginning of school year

	Ukupno <i>Total</i>		Sa punim radnim vremenom <i>Full-time</i>		Saradnici u nastavi <i>Advisers</i>	
	Žene <i>Women</i>	Muškarci <i>Men</i>	Žene <i>Women</i>	Muškarci <i>Men</i>	Žene <i>Women</i>	Muškarci <i>Men</i>
2009/10	4311	3493	3096	2357	278	88
2010/11	4518	3573	3238	2479	282	84
2011/12	4795	3732	3404	2644	298	85
2012/13	5003	3754	3535	2671	301	94
2013/14	5104	3732	3460	2583	310	87

#### Nastavnici *Teachers*

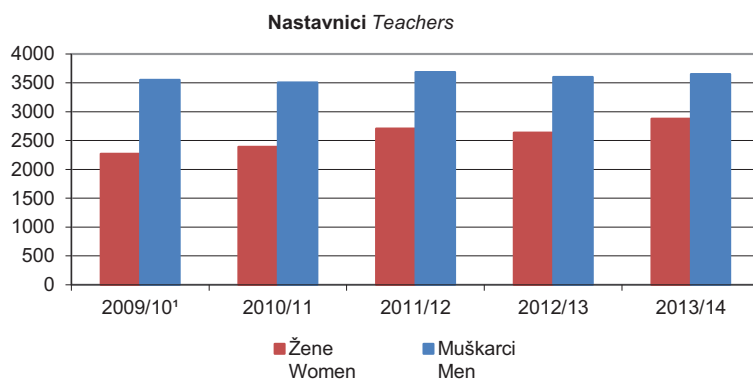


#### Saradnici i nastavnici *Advisers*



**Nastavnici i saradnici u visokoškolskim ustanovama***Teachers at institutions of high education*

	Nastavnici <i>Teachers</i>	
	Žene <i>Women</i>	Muškarci <i>Men</i>
2009/10 <sup>1</sup>	2270	3552
2010/11	2389	3506
2011/12	2706	3688
2012/13	2639	3600
2013/14	2877	3653



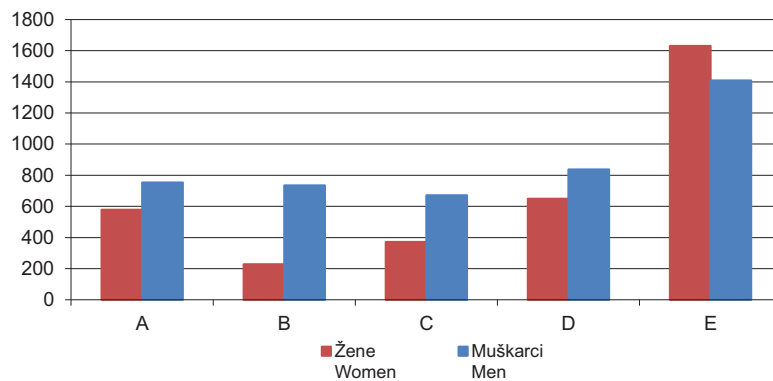
<sup>1</sup>Podaci uključuju broj nastavnika i suradnika u nastavi koji predaju na visokoškolskim ustanovama. U koloni za nastavnike su iskazani i saradnici i vanjski saradnici zajedno.

<sup>1</sup>Data include the number of academic staff who teach at institutions of higher education. In the column for teachers, data includes also advisers and external co-worker in the sum.

## Nastavnici u visokoškolskim ustanovama 2013/14

Teachers at institutions of high education 2013/14

	Žene Women	Muškarci Men	
Sa punim radnim vremenom* FTE (full time equivalent)	577,55	753,31	Full-time with FTE (full time equivalent)
A Redovni profesor	227	735	Regular
C Vanredni profesor	371	672	Part-time
D Docenti	648	837	Assistant professors
E Ostali (profesor visoke škole, predavač visoke škole, lektor, viši asistent, asistent, stručni saradnik, ostala zvanja)	1631	1409	Other (college professor, language instructor, senior assistant, assistant, professional associate, other professions)



\*Podaci uključuju sve nastavnike i suradnike u nastavi koji predaju na visokoškolskim ustanovama i koji ne predstavljaju fizički broj osoba, jer nastavnik i suradnik u nastavi može predavati na dva i više fakulteta. Podaci također uključuju i nastavnike i suradnike u nastavi prikazane u ekvivalentu pune zaposlenosti/angažiranosti (FTE- full time equivalent), koji približno odgovaraju stvarnom broju fizičkih osoba, a dobiveni su kao izračun izražen jedinicom pune zaposlenosti/angažiranosti.

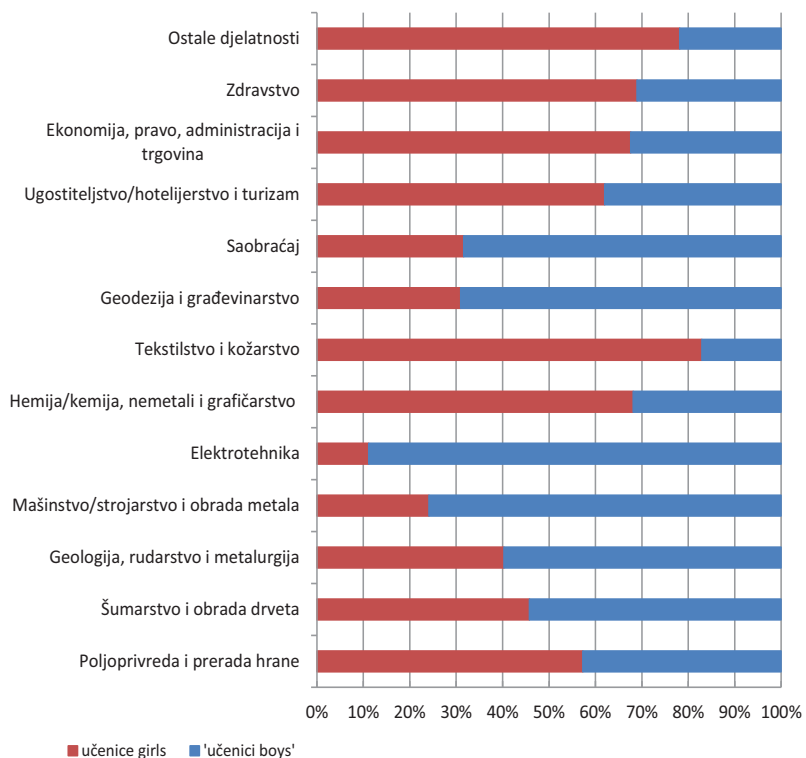
Za nastavnike i suradnike koji rade s kraćim od punog radnog vremena ili su angažirani po ugovoru o djelu (manje od 90% i više od 10%) izračunava se Ekvivalent pune zaposlenosti (FTE). 1.primjer: 4 osobe zaposlene ili su angažirane ugovorom o djelu školsku godinu samo polovinu radnog vremena (4x0,5=2,0) 2.primjer: 3 osobe zaposlene ili su angažirane ugovorom o djelu cijelu školsku godinu samo 20% radnog vremena (3x0,2=0,6) 3.primjer: 1 osoba zaposlena ili je angažirana ugovorom o djelu 1/2 semestara puno r.v. (1x0,5=0,5) 4.primjer: 2 osobe zaposlene ili su angažirane ugovorom o djelu 3 mjeseca samo 25% r.v. (2x0,25x0,25=0,1).

\*Data include teaching academic staff that teach at institutions of higher education and do not represent the actual number of persons since members of academic staff can teach at two or more institutions of higher education. Data also include teaching academic staff presented as a full-time equivalent(FTE) which roughly corresponds to the actual number of persons and are obtained as a calculation presented by a full-time equivalent.

For teachers and collaborators who work with less than full-time or engaged under a contract of (less than 90% and more than 10%) is calculated in full time equivalent (FTE). 1.primjer: 4 persons employed or engaged by contract on the part of the school year only half the working hours (4x0, 5 = 2.0) 2.primjer: 3 persons employed or engaged by contract on the part of the entire academic year, only 20% of working time ( 3x0, 2 = 0.6) 3.primjer: 1 person employed or engaged on contract work 1 / 2 semesters full rv (1X0, 5 = 0.5) 4.primjer: 2 persons employed or engaged as a contract of 3 months only 25% rh (2x0, 25x0, 25 = 0.1).

**Učenici koji su završili srednju tehničku školu prema oblastima zanimanja, kraj školske godine 2013./2014.**

*Regular pupils, graduates in technical schools- the end of the school year 2013/2014*







**ZAPOSLENOST I NEZAPOSLENOST**

*EMPLOYMENT AND UNEMPLOYMENT*



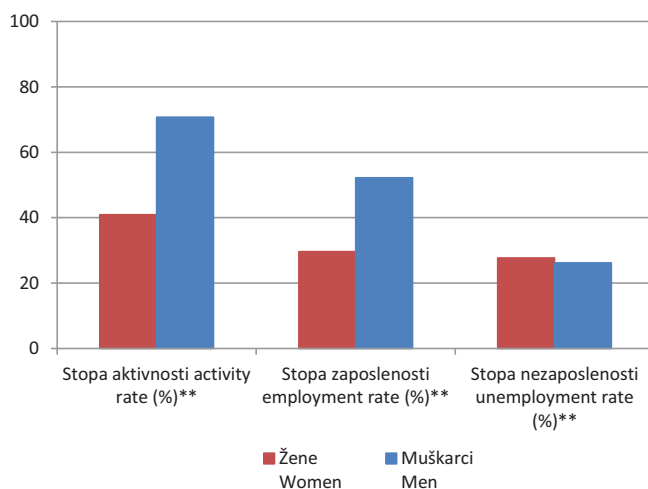
**Mjere aktivnosti stanovništva prema starosnim grupama i spolu, 2013. god.**

*Measures of the population activities by age groups and sex, 2013*

	Stanovništvo population (000) *		Stopa aktivnosti activity rate (%)**		Stopa zaposlenosti employment rate (%)**		Stopa nezaposlenosti unemployment rate (%)**	
	Žene Women	Muškarci Men	Žene Women	Muškarci Men	Žene Women	Muškarci Men	Žene Women	Muškarci Men
<b>Ukupno</b>	<b>1.005</b>	<b>983</b>	<b>29,8</b>	<b>54,4</b>	<b>21,3</b>	<b>39,7</b>	<b>28,4</b>	<b>27,1</b>
15 - 24	158	167	18,8	35,8	(7,7)	14,7	59,1	58,8
25 - 49	416	438	52,8	84,1	37,9	63,7	28,1	24,2
50 - 64	252	244	24,6	52,9	20,9	42,8	(14,9)	19,1
65+	179	134	((0,9))	(3,6)	((0,9))	(3,4)	-	.
20-64	924	896	40,9	70,7	29,6	52,2	27,7	26,2

**Mjere aktivnosti stanovništva u starosnoj skupini 20-64**

*Measures of the population activity for age group of 20-64*



\* Izvor podataka: Procjene stanovništva Federalni zavod za statistiku

\* Source of data: Population estimation prepared by Institute for statistics of Federation BiH

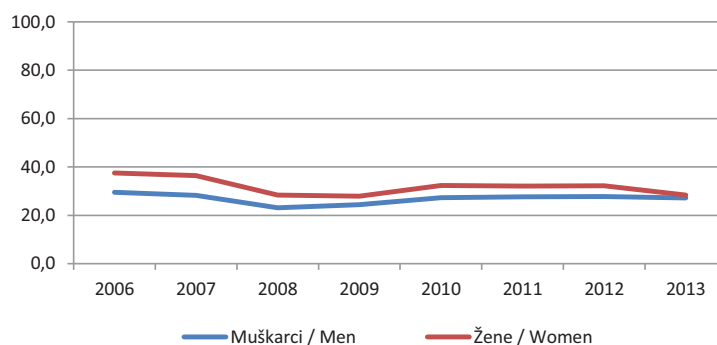
\*\* Izvor podataka: Anкета o radnoj snazi 2013

\*\* Source of data: Labour survey 2013

**Mjere aktivnosti stanovništva prema starosnim grupama i spolu**

*Measures of the population activities by age groups and sex*

	Stopa nezaposlenosti / unemployment rate							
	2006	2007	2008	2009	2010	2011	2012	2013
Muškarci / Men								
Ukupno	29,5	28,2	23,1	24,4	27,3	27,6	27,7	27,1
15 - 24	65,2	61,6	50,6	51,7	58,7	58,4	66,7	58,8
25 - 49	26,1	24,4	19,9	22,2	24,3	24,9	24,6	24,2
50 - 64	14,6	18,1	15,9	15,0	18,4	18,9	17,4	19,1
65+	.	.	.	.	-	-	.	.
15-64	29,7	28,4	23,4	24,7	27,6	27,8	27,9	27,3
Žene / Women								
Ukupno	37,5	36,4	28,3	27,9	32,3	32,1	32,2	28,4
15 - 24	68,9	66,9	54,1	57,8	68,3	62,0	67,8	59,1
25 - 49	35,1	34,4	27,4	26,2	30,8	32,5	31,8	28,1
50 - 64	(16,3)	(14,4)	(12,1)	(13,1)	(13,3)	(13,9)	(14,8)	(14,9)
65+	-	.	-	-	.	-	-	-
15-64	38,0	36,7	28,7	28,4	32,5	32,2	32,6	28,6

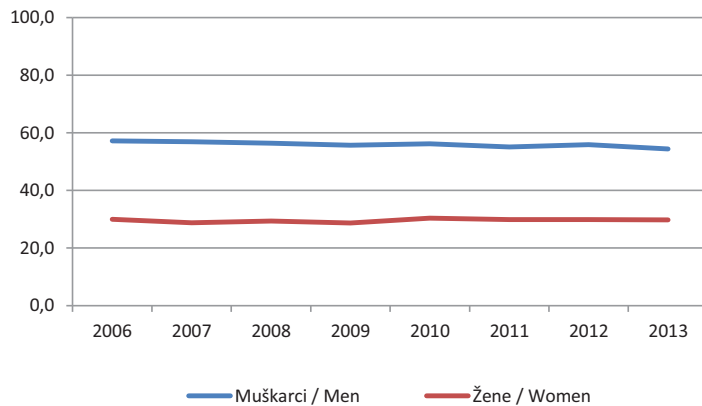


**Izvor podataka: Anketa o radnoj snazi 2006 - 2013**

*Source of data: Labour survey 2006 - 2013*

**Mjere aktivnosti stanovništva prema starosnim grupama i spolu**  
*Measures of the population activities by age groups and sex*

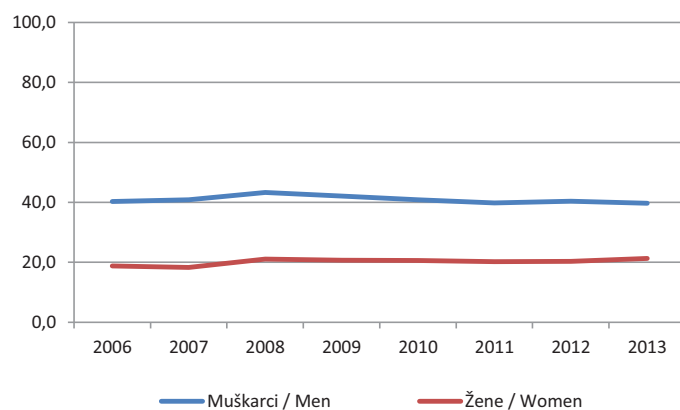
	Stopa aktivnosti / <i>activity rate</i>							
	2006	2007	2008	2009	2010	2011	2012	2013
<b>Muškarci / Men</b>								
Ukupno	57,2	56,9	56,4	55,7	56,2	55,0	55,9	54,4
15 - 24	39,4	38,5	39,7	40,3	40,4	38,2	36,8	35,8
25 - 49	83,6	84,0	84,2	83,9	83,7	83,2	84,8	84,1
50 - 64	53,3	51,4	53,9	50,8	52,3	51,1	54,5	52,9
65+	(4,3)	(5,0)	(4,9)	(4,2)	(4,0)	((2,5))	((4,2))	(3,6)
15-64	66,0	65,5	66,3	65,3	65,9	64,6	65,8	64,0
<b>Žene / Women</b>								
Ukupno	30,0	28,8	29,4	28,7	30,4	29,8	29,9	29,8
15 - 24	26,6	24,9	24,8	23,0	24,9	23,6	21,2	18,8
25 - 49	47,8	46,0	47,4	47,3	49,9	49,7	51,6	52,8
50 - 64	19,8	18,9	21,5	21,1	23,5	24,6	24,7	24,6
65+	((2,3))	((1,5))	((2,0))	((2,5))	((1,6))	.	1,6	((0,9))
15-64	35,9	34,5	36,0	34,7	36,9	36,7	37,0	37,0



**Izvor podataka: Anкета o radnoj snazi 2006 - 2013**  
*Source of data: Labour survey 2006 - 2013*

**Mjere aktivnosti stanovništva prema starosnim grupama i spolu**  
*Measures of the population activities by age groups and sex*

	Stopa zaposlenosti / <i>employment rate</i>							
	2006	2007	2008	2009	2010	2011	2012	2013
<b>Muškarci / Men</b>								
Ukupno	40,3	40,9	43,3	42,1	40,9	39,9	40,4	39,7
15 - 24	13,7	14,8	19,6	19,5	16,7	15,9	12,3	14,7
25 - 49	61,8	63,5	67,5	65,3	63,3	62,5	64,0	63,7
50 - 64	45,5	42,1	45,3	43,2	42,7	41,4	45,0	42,8
65+	(3,9)	(4,5)	(4,9)	(4,2)	(4,0)	((2,5))	((3,8))	(3,4)
15-64	46,4	46,9	50,8	49,2	47,7	46,6	47,4	46,5
<b>Žene / Women</b>								
Ukupno	18,8	18,3	21,1	20,7	20,6	20,3	20,3	21,3
15 - 24	(8,3)	(8,3)	(11,4)	9,7	(7,9)	9,0	6,8	(7,7)
25 - 49	31,0	30,2	34,4	34,9	34,5	33,5	35,2	37,9
50 - 64	16,5	16,2	18,9	18,3	20,4	21,2	21,0	20,9
65+	((2,3))	((1,5))	((2,0))	((2,5))	((1,5))	.	1,6	((0,9))
15-64	22,3	21,8	25,7	24,8	24,9	24,9	25,0	26,4



**Izvor podataka: Anketa o radnoj snazi 2006 - 2013**  
*Source of data: Labour survey 2006 - 2013*

**Radno sposobno stanovništvo po najvišoj završenoj školskoj spremi i spolu**
*Working age population by the highest level of education attained and sex*
*u hilj./in 000*

	Radno sposobno stanovništvo <i>Working age population</i>	Radna snaga <i>Labour force</i>	Zaposlene osobe <i>Employed persons</i>	Nezaposlene osobe <i>Unemployed persons</i>	Neaktivne osobe (15+) <i>Inactive persons</i>	
<i>Ukupno / Total</i>						
Ukupno	1656	692	501	191	964	<i>Total</i>
Osnovna škola i manje	682	124	85	39	558	<i>Elementary school and less</i>
Srednja škola	814	452	317	134	363	<i>Secondary school</i>
Viša, visoka škola, magisterij i doktorat	160	116	99	17	43	<i>University and postgrad.degree</i>
<i>Muškarci / Men</i>						
Ukupno	809	440	321	119	369	<i>Total</i>
Osnovna škola i manje	244	76	50	26	169	<i>Elementary school and less</i>
Srednja škola	484	306	219	86	178	<i>Secondary school</i>
Viša, visoka škola, magisterij i doktorat	81	59	52	(7)	23	<i>University and postgrad.degree</i>
<i>Žene / Women</i>						
Ukupno	846	252	180	72	594	<i>Total</i>
Osnovna škola i manje	438	49	36	(13)	389	<i>Elementary school and less</i>
Srednja škola	331	146	98	48	185	<i>Secondary school</i>
Viša, visoka škola, magisterij i doktorat	78	57	47	(10)	21	<i>University and postgrad.degree</i>
<i>Struktura / Structure (%)</i>						
<i>Muškarci / Men</i>						
Ukupno	100,0	100,0	100,0	100,0	100,0	<i>Total</i>
Osnovna škola i manje	30,2	17,2	15,4	21,8	45,7	<i>Elementary school and less</i>
Srednja škola	59,8	69,5	68,4	72,4	48,2	<i>Secondary school</i>
Viša, visoka škola, magisterij i doktorat	10,1	13,4	16,2	(5,8)	6,1	<i>University and postgrad.degree</i>
<i>Žene/Women</i>						
Ukupno	100,0	100,0	100,0	100,0	100,0	<i>Total</i>
Osnovna škola i manje	51,7	19,4	19,7	18,6	65,4	<i>Elementary school and less</i>
Srednja škola	39,1	57,9	54,3	66,9	31,1	<i>Secondary school</i>
Viša, visoka škola, magisterij i doktorat	9,2	22,7	26,0	(14,5)	3,5	<i>University and postgrad.degree</i>

**Izvor podataka: Anketa o radnoj snazi 2013**
*Source of data: Labour forces survey 2013*

**Zaposlene osobe prema statusu u zaposlenosti i spolu 2013. godina**

*Persons in employment by status in employment and sex 2013*

u hilj./in 000

	Ukupno Total	Muškarci Men	Žene Women	
Zaposlene osobe	501	321	180	<i>Person in employment</i>
Zaposlenici	399	251	148	<i>Employees</i>
Samozaposlenici	87	64	23	<i>Self-employed person</i>
Neplaćeni pomažući članovi	(15)	((6))	(9)	<i>Unpaid family workers</i>
STRUKTURA (%)				
Zaposlene osobe	100,0	100,0	100,0	<i>Person in employment</i>
Zaposlenici	79,6	78,2	82,0	<i>Employees</i>
Samozaposlenici	17,4	20,0	13,0	<i>Self-employed person</i>
Neplaćeni pomažući članovi	(3,0)	(1,9)	(5,0)	<i>Unpaid family workers</i>

**Zaposlene osobe sa punim i kraćim od punog radnog vremena po skupinama područja djelatnosti i spolu, 2013. god.**

*Person in employment - Full time or part time - by groups of sections of economic activities and sex, 2013*

Zaposlene osobe (000), a struktura (%) *Employees (000) and structure (%)*

	Ukupno Total	Muškarci Men	Žene Women	
Ukupno	501	321	180	<i>Total</i>
Puno radno vrijeme	457	294	162	<i>Full time</i>
Kraće od punog radnog vremena	(45)	(27)	(18)	<i>Part time</i>
Poljoprivredne djelatnosti (u hilj)	64	41	(22)	<i>Agriculture (in 000)</i>
Struktura / Structure (%)				
Puno radno vrijeme	60,7	67,0	(49,2)	<i>Full time</i>
Kraće od punog radnog vremena	39,3	(33,0)	(50,8)	<i>Part time</i>
Nepoljoprivredne djelatnosti (u hilj)	165	133	32	<i>Industry (in 000)</i>
Struktura / Structure (%)				
Puno radno vrijeme	95,2	95,0	96,2	<i>Full time</i>
Kraće od punog radnog vremena	(4,8)	(5,0)	.	<i>Part time</i>
Uslužne djelatnosti (u hilj)	273	147	126	<i>Services (in 000)</i>
Struktura / Structure (%)				
Puno radno vrijeme	95,6	95,7	95,4	<i>Full time</i>
Kraće od punog radnog vremena	(4,4)	(4,3)	(4,6)	<i>Part time</i>

grupe područja djelatnosti (KD BiH 2010): poljoprivredne (A), nepoljoprivredne (B,C,D,E,F), uslužne (G,H,I,J,K,L,M,N,O,P,Q,R,S,T,U)  
groups of activity's section (NACE Rev 2): agriculture (A), industry(B,C,D,E,F), services (G,H,I,J,K,L,M,N,O,P,Q,R,S,T,U)

**Izvor podataka: Anketa o radnoj snazi 2013**

*Source of data: Labour force survey 2013*



**Nezaposlene osobe u FBiH, 2013.god.***Unemployed persons in FBiH, 2013*

	Ukupno <i>Total</i>	Muškarci <i>Men</i>	Žene <i>Women</i>	
Ukupno u hilj.	191	119	72	<i>Total (000)</i>

Stope nezaposlenosti po najvišoj završenoj školskoj spremi i spolu, 2013. god.

*Unemployment rate by the highest education level attained and sex, 2013*

## Struktura / Structure (%)

	Ukupno <i>Total</i>	Muškarci <i>Men</i>	Žene <i>Women</i>	
Ukupno	27,6	27,1	28,4	<i>Total</i>
Osnovna škola i manje	31,6	34,4	(27,3)	<i>Primary school and less</i>
Srednja škola	29,7	28,2	32,8	<i>Secondary school</i>
Viša, visoka škola, magisterij, doktorat	14,9	(11,7)	(18,1)	<i>College, university, masters, doctoral degrees</i>

**Nezaposlene osobe prema trajanju nezaposlenosti i spolu, 2013.god.***Unemployed persons by duration of unemployment and sex, 2013*

## Struktura / Structure (%)

	Ukupno <i>Total</i>	Muškarci <i>Men</i>	Žene <i>Women</i>	
Ukupno	100,0	100,0	100,0	<i>Total</i>
našli posao	.	.	.	<i>found job</i>
manje od 6 mjeseci	8,4	(8,0)	(9,1)	<i>less than 6 monts</i>
od 6 do 11 mjeseci	8,4	(9,6)	(6,4)	<i>6 -11 monts</i>
od 12 do 23 mjeseca	13,8	12,1	16,7	<i>12-23 monts</i>
od 24 do 59 mjeseci	28,3	28,3	28,4	<i>24-59 monts</i>
60 do 119 mjeseci	18,2	17,3	19,6	<i>60-119 monts</i>
120 i više mjeseci	22,3	24,0	19,5	<i>120 months and more</i>


**Izvor podataka: Anketa o radnoj snazi 2013***Source of data: Labour survey 2013*

**Obeshrabrena neaktivna populacija koja ne traži posao ali želi da radi**

*Discouraged inactive population, not looking for a job and want to work*

	Procenat <i>Percentage</i>	
Ukupno	100,0	<i>Total</i>
Žene	58,8	<i>Women</i>
Muškarci	41,2	<i>Men</i>

Muškarci /  
Men  
41,2%



Žene /  
Women  
58,8%

**Izvor podataka: Anketa o radnoj snazi 2013**

*Source of data: Labour survey 2013*

**Nosioci domaćinstva/kućanstva - bračni status, 2013.god.***Head of households - marital status, 2013*

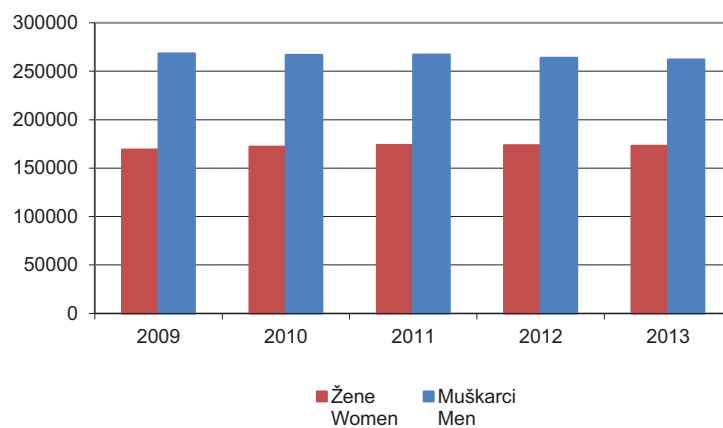
Bračni status / <i>Marital status</i>	Broj osoba <i>Total number of persons (000)</i>	Ukupno <i>Total (%)</i>	Muškarci <i>Men (%)</i>	Žene <i>Women (%)</i>
Ukupno / <i>Total</i>	649	100,0	100,0	100,0
udata, oženjen / <i>married</i>	439	67,7	86,7	(8,0)
udovica, udovac / <i>widower</i>	157	24,2	7,4	77,0
razvedeni / <i>divorced</i>	19	2,9	(1,4)	(7,8)
vanbračna zajednica / <i>illegitimate marriage</i>	((3))	((0,4))	((0,4))	.
neudata, neoženjen / <i>single</i>	31	4,8	4,2	(6,7)

**Neplaćeni rad u domaćinstvu/kućanstvu prema spolu (uključujući i rad u poljoprivredi)***Unpaid work in household by sex (including work in agriculture)*

Godina / <i>Year</i>	Broj osoba <i>Total number of persons (000)</i>	Muškarci <i>Men (%)</i>	Žene <i>Women (%)</i>
2011	(12)	(29,7)	70,3
2012	(12)	(31,2)	68,8
2013	(15)	(39,7)	60,3

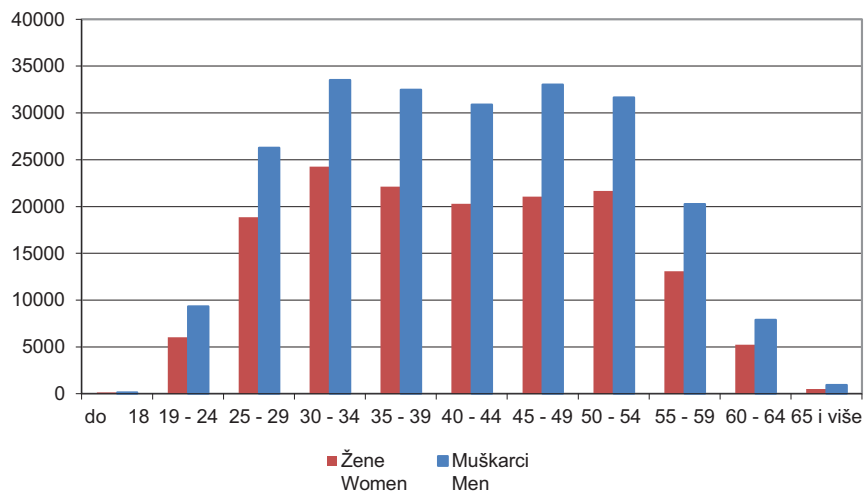
**Zaposleni, godišnji prosjek***Employed, average year*

Godina Year	Žene Women	Muškarci Men
2009	169223	268278
2010	172218	266731
2011	173764	266983
2012	173449	263882
2013	173105	262008

**Izvor podataka: Mjesečno statističko istraživanje o zaposlenima i plaći (Rad-1)***Source of data: Monthly statistical survey on employment and salary (Rad-1)*

**Zaposleni prema starosti, mart 2013**  
*Employed according to age, March 2013*

Starost	Žene Women	Muškarci Men	Age
Ukupno	153254	226345	Total
do 18	122	140	up to 18
19 - 24	6033	9320	19 - 24
25 - 29	18870	26266	25 - 29
30 - 34	24266	33527	30 - 34
35 - 39	22126	32462	35 - 39
40 - 44	20286	30891	40 - 44
45 - 49	21066	33026	45 - 49
50 - 54	21662	31656	50 - 54
55 - 59	13081	20247	55 - 59
60 - 64	5248	7886	60 - 64
65 i više	494	924	65 and over



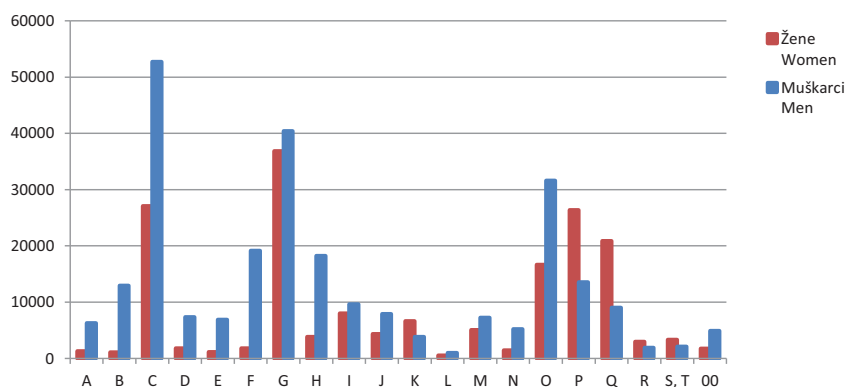
**Izvor podataka: Godišnje statističko istraživanje o zaposlenima i plaći (Rad-1G)**

*Source of data: Annual statistical survey on employment and salary (Rad-1G)*

### Zaposleni po djelatnostima, godišnji prosjek 2013.

Employed by activities, average year 2013

Djelatnost	Žene Women	Muškarci Men	Activity
UKUPNO	173105	262008	TOTAL
A Poljoprivreda, šumarstvo i ribolov	1287	6289	Agriculture, forestry and fishing
B Vađenje ruda i kamena	1080	12932	Mining and quarrying
C Prerađivačka industrija	27081	52701	Manufacturing
D Proizvodnja i snabdijevanje električnom energijom, plinom, parom i klimatizacija	1838	7342	Electricity, gas steam and air conditioning supply
E Snabdijevanje vodom; uklanjanje otpadnih voda, upravljanje otpadom te djelatnosti sanacije okoliša	1146	6893	Water supply, sewerage, waste management and remediation activities
F Građevinarstvo	1829	19138	Construction
G Trgovina na veliko i na malo; popravak motornih vozila i motocikala	36879	40411	Wholesale and retail trade; repair of motor vehicles and motorcycles
H Prijevoz i skladištenje	3860	18242	Transportation and storage
I Djelatnosti pružanja smještaja te pripreme i usluživanja hrane (hotelijerstvo i ugostiteljstvo)	8020	9647	Accommodation and food service activities
J Informacije i komunikacije	4343	7943	Information and communication
K Finansijske djelatnosti i djelatnosti osiguranja	6664	3862	Financial and insurance activities
L Poslovanje nekretninama	561	978	Real estate activities
M Stručne, naučne i tehničke djelatnosti	5053	7237	Professional, scientific and technical
N Administrativne i pomoćne uslužne djelatnosti	1469	5211	Administrative and support service activities
O Javna uprava i odbrana; obavezno socijalno osiguranje	16652	31627	Public administration and defence; compulsory social security
P Obrazovanje	26397	13565	Education
Q Djelatnosti zdravstvene i socijalne zaštite	20897	9036	Human health and social work activities
R Umjetnost, zabava i rekreacija	2965	1922	Arts, entertainment and recreation
S, T Ostale uslužne djelatnosti	3334	2135	Other service activities
00 Neraspoređeno po djelatnostima KD	1750	4897	Unclassified according to activities CEA



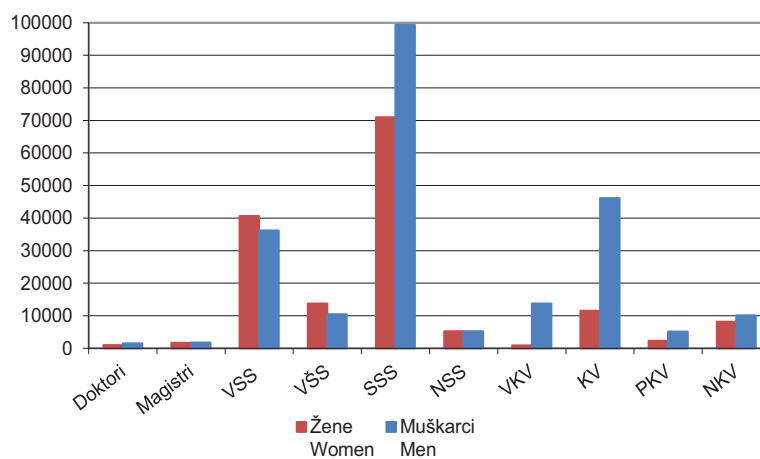
Izvor podataka: Mjesečno statističko istraživanje o zaposlenima i plaći (Rad-1)

Source of data: Monthly statistical survey on employment and salary (Rad-1)

**Zaposleni prema stepenu stručnog obrazovanja, mart 2013.**

*Employed by professional qualifications, March 2013*

	Žene Women	Muškarci Men	
Ukupno	153254	226345	Total
Doktori	928	1500	Doctors
Magistri	1630	1754	Masters
VSS	40580	36208	University
VŠS	13714	10424	Higher
SSS	70980	99380	Secondary
NSS	5236	5239	Elementary
VKV	851	13759	Highly skilled
KV	11547	46105	Skilled
PKV	2248	5112	Semiskilled
NKV	8098	10118	Unskilled



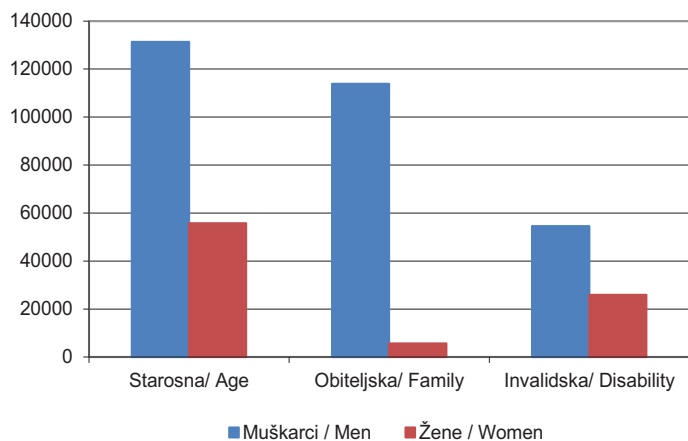
**Izvor podataka: Godišnje statističko istraživanje o zaposlenima i plaći (Rad-1G)**

*Source of data: Annual statistical survey on employment and salary (Rad-1G)*

**Struktura penzija / mirovina iz redovne isplate, decembar 2013.god.**

*The structure of pensions from regular payments, Decembar 2013*

Godina Year	Muškarci / Men			Žene / Women		
	Starosna/ Age	Obiteljska/ Family	Invalidska/ Disability	Starosna/ Age	Obiteljska/ Family	Invalidska/ Disability
2009	116227	22418	53782	42872	93429	24779
2010	120655	110861	55034	45925	6417	25533
2011	123733	111816	55411	48663	6119	25799
2012	125655	112547	54881	51454	5838	25744
2013	131314	113838	54476	55685	5592	25885



**Izvor podataka: Federalni zavod za penzijsko/mirovinsko i invalidsko osiguranje**

*Data source: Federal office for pension and disability insurance*



**SOCIJALNA ZAŠTITA**

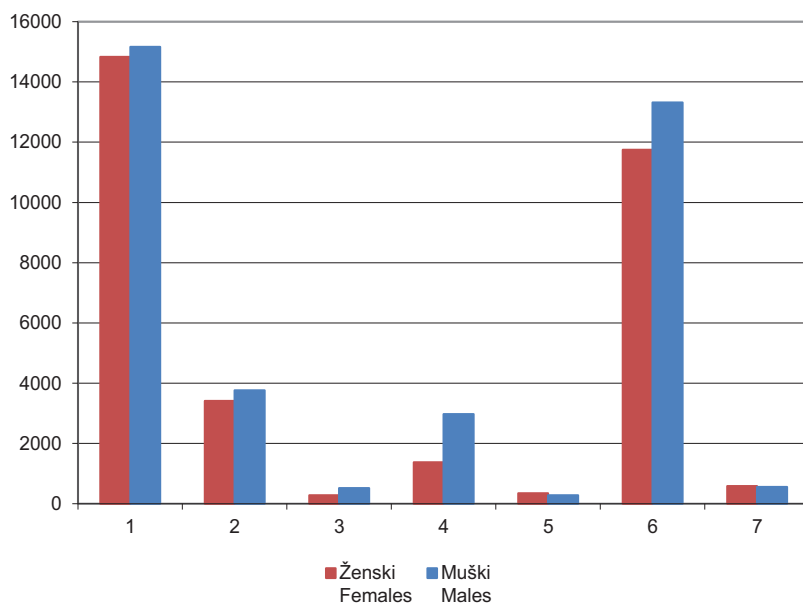
*SOCIAL WELFARE*

**Maloljetni korisnici socijalne zaštite prema kategorijama**

*Minor-beneficiaries by categories*

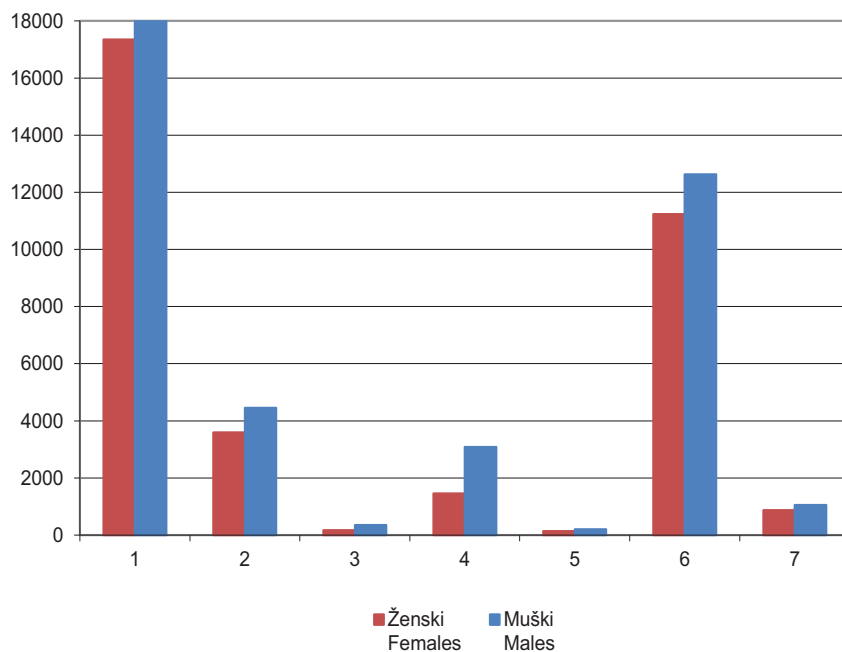
Kategorija	2009		2010		2011	
	Ženski <i>Females</i>	Muški <i>Males</i>	Ženski <i>Females</i>	Muški <i>Males</i>	Ženski <i>Females</i>	Muški <i>Males</i>
1 Ugroženi porodičnom situacijom	14833	15167	14703	15800	14806	15325
2 Sa smetnjama u duševnom ili tjelesnom razvoju	3409	3760	3304	3982	3225	3946
3 S poremećajima u ponašanju ličnosti	283	515	175	483	148	363
4 Sa društveno negativnim ponašanjem	1375	2969	1446	3033	1282	2977
5 Duševno bolesni	345	280	147	151	123	151
6 Različitih socijalnih potreba	11748	13313	12256	13315	10870	13098
7 Ostali	582	556	556	595	667	809

**2009**



2012		2013		Category
Ženski Females	Muški Males	Ženski Females	Muški Males	
17137	17701	17346	17984	Endangered by family situation
3412	4508	3596	4452	Mentally and physically handicapped persons
200	432	165	346	With behavior and persons breakdown
1453	3011	1457	3085	With social unacceptable behavior
160	185	140	202	Mentalpatients
10657	12003	11238	12626	Different social needs
708	938	874	1049	Other

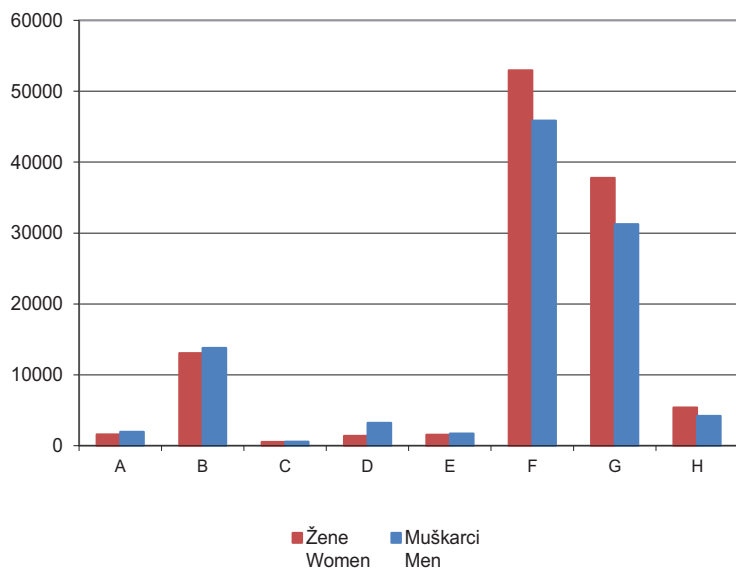
#### 2013



**Punoljetni korisnici**  
*Adults - beneficiares*

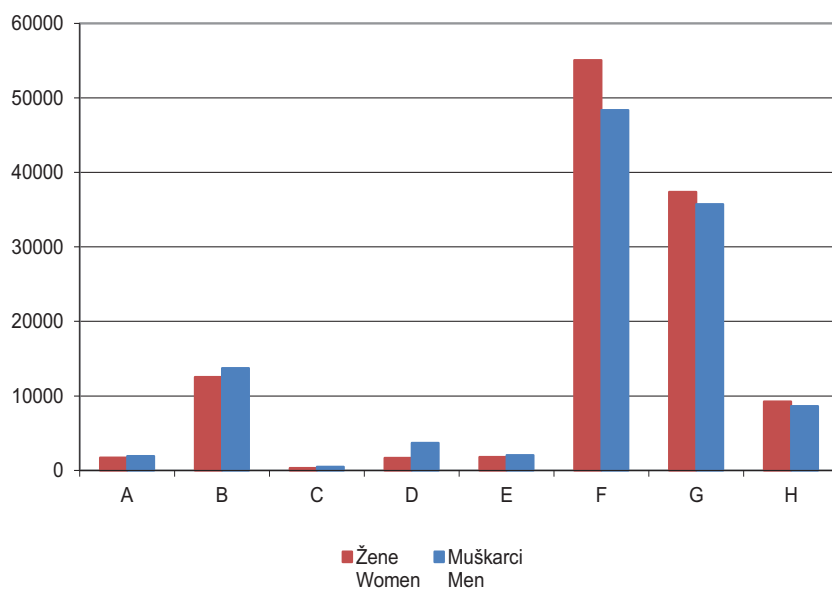
Kategorija	2009		2010		2011	
	Žene <i>Women</i>	Muškarci <i>Men</i>	Žene <i>Women</i>	Muškarci <i>Men</i>	Žene <i>Women</i>	Muškarci <i>Men</i>
A Korisnici subvencioniranja troškova	1578	1961	1425	1672	1622	1807
B Sa smetnjama u duševnom ili tjelesnom razvoju	13053	13772	13044	13376	11826	13603
C S poremećajima u ponašanju ličnosti	513	571	508	623	298	457
D Društveno neprihvatljivog ponašanja	1377	3223	1474	3260	1411	3291
E Duševno bolesni	1560	1725	1572	1621	1686	1903
F Bez dovoljno prihoda za izdržavanje	52932	45855	51673	45832	50215	44361
G Ostale socijalne potrebe	37790	31234	38882	30789	36542	31650
H Ostali	5399	4204	7093	5618	8993	7617

**2009**



2012		2013		Category
Žene Women	Muškarci Men	Žene Women	Muškarci Men	
1733	1851	1721	1901	Beneficiaries of subventions
12262	13757	12541	13725	Mentally and physically handicapped persons
476	641	328	479	With behavior and persons breakdown
1641	3720	1666	3697	Persons with social unacceptable behavior
1792	1997	1794	2024	Mentally disabled persons
57646	51737	55071	48351	Have not enough income for care
36388	34960	37371	35726	Persons in state of different social welfare
9320	8152	9231	8610	Other

### 2013



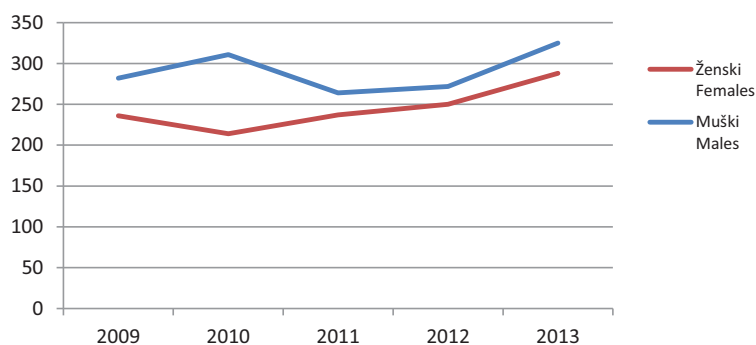
### Štićenici u ustanovama za djecu i omladinu

*Beneficiaries in social welfare institutions for children and youth*

	Štićenici lišeni roditeljskog staranja <i>Deprived of parental care</i>		Štićenici oštećeni u duševnom i tjelesnom razvoju <i>Physically and mentally-handicapped</i>		Štićenici društveno neprihvatljivog ponašanja <i>Behavioural disorders</i>	
	Ženski <i>Females</i>	Muški <i>Males</i>	Ženski <i>Females</i>	Muški <i>Males</i>	Ženski <i>Females</i>	Muški <i>Males</i>
2009	236	282	535	724	-	14
2010	214	311	518	745	-	12
2011	237	264	511	760	-	11
2012	250	272	518	770	-	9
2013	288	325	578	882	-	11

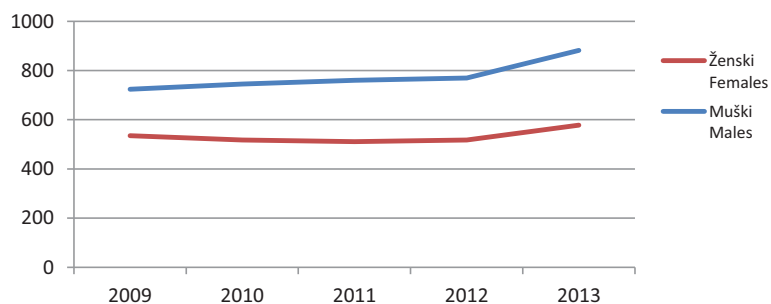
### Štićenici lišeni roditeljskog staranja

*Beneficiaries deprived of parental care*



### Štićenici oštećeni u duševnom i tjelesnom razvoju

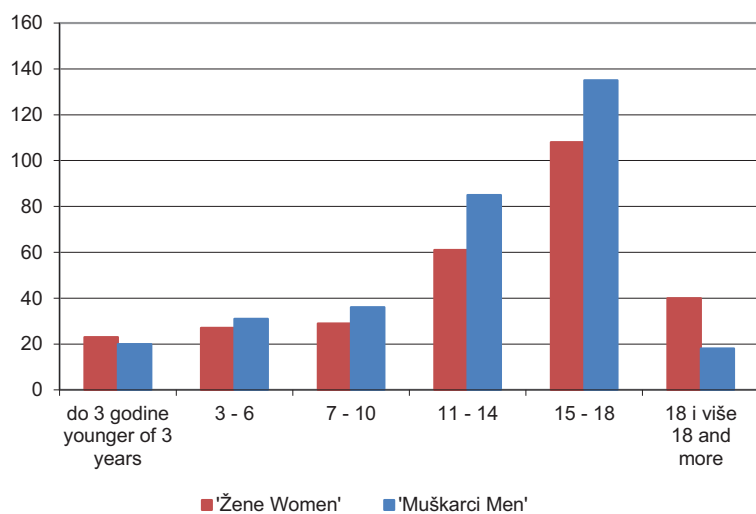
*Beneficiaries physically and mentally-handicapped*



**Štićenici u ustanovama lišeni roditeljskog staranja**  
*Beneficiaries in institutions deprived of parental care*

		do 3 godine <i>younger of 3 years</i>	3 - 6	7 - 10	11 - 14	15 - 18	18 i više <i>18 and more</i>	
2009	Žene	41	20	41	49	71	14	<i>Women</i>
	Muškarci	38	32	70	70	63	9	<i>Men</i>
2010	Žene	40	16	35	51	60	12	<i>Women</i>
	Muškarci	34	37	60	86	91	3	<i>Men</i>
2011	Žene	34	18	41	49	82	13	<i>Women</i>
	Muškarci	38	24	50	77	63	12	<i>Men</i>
2012	Žene	31	27	28	46	102	16	<i>Women</i>
	Muškarci	31	33	39	76	78	15	<i>Men</i>
2013	Žene	23	27	29	61	108	40	<i>Women</i>
	Muškarci	20	31	36	85	135	18	<i>Men</i>

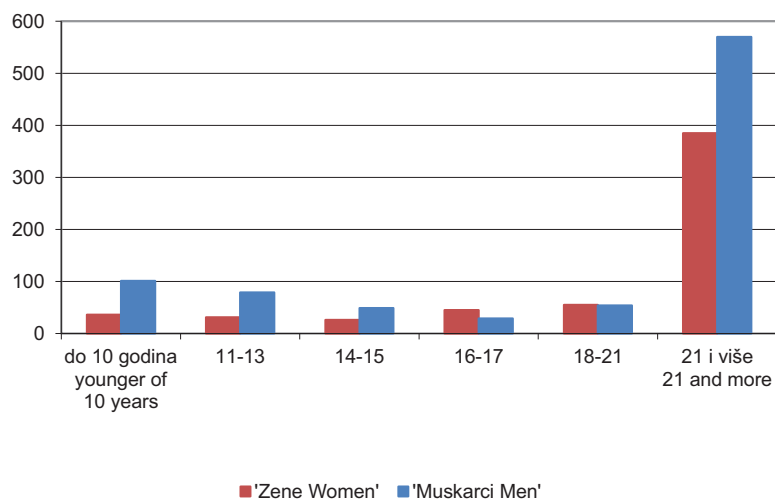
**2013**



**Štićenici u ustanovama oštećeni u duševnom i tjelesnom razvoju**  
*Beneficiaries in institutions physically and mentally-handicapped*

		do 10 godina <i>younger of 10 years</i>	11-13	14-15	16-17	18-21	21 i više <i>21 and more</i>	
2009	Žene	27	33	37	29	58	351	<i>Women</i>
	Muškarci	44	50	40	22	37	531	<i>Men</i>
2010	Žene	29	30	31	32	54	342	<i>Women</i>
	Muškarci	56	47	40	31	43	528	<i>Men</i>
2011	Žene	25	34	25	30	50	347	<i>Women</i>
	Muškarci	84	49	33	29	37	528	<i>Men</i>
2012	Žene	28	31	30	36	36	357	<i>Women</i>
	Muškarci	88	46	50	20	42	524	<i>Men</i>
2013	Žene	36	31	26	45	55	385	<i>Women</i>
	Muškarci	101	79	49	29	54	570	<i>Men</i>

**2013**

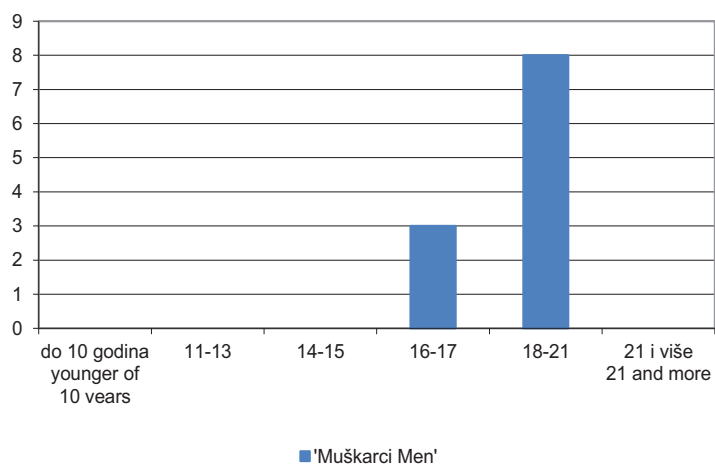




**Štićenici u ustanovama, društveno neprihvatljivog ponašanja**  
*Beneficiaries in institutions with socially unacceptable behavior*

		do 10 godina <i>younger of 10 years</i>	11-13	14-15	16-17	18-21	21 i više <i>21 and more</i>	
2009	Žene	-	-	-	-	-	-	<i>Women</i>
	Muškarci	-	-	1	4	6	-	<i>Men</i>
2010	Žene	-	-	-	-	-	-	<i>Women</i>
	Muškarci	-	-	2	8	2	-	<i>Men</i>
2011	Žene	-	-	-	-	-	-	<i>Women</i>
	Muškarci	-	-	1	4	6	-	<i>Men</i>
2012	Žene	-	-	-	-	-	-	<i>Women</i>
	Muškarci	-	-	2	5	2	-	<i>Men</i>
2013	Žene	-	-	-	-	-	-	<i>Women</i>
	Muškarci	-	-	-	3	8	-	<i>Men</i>

**2013**

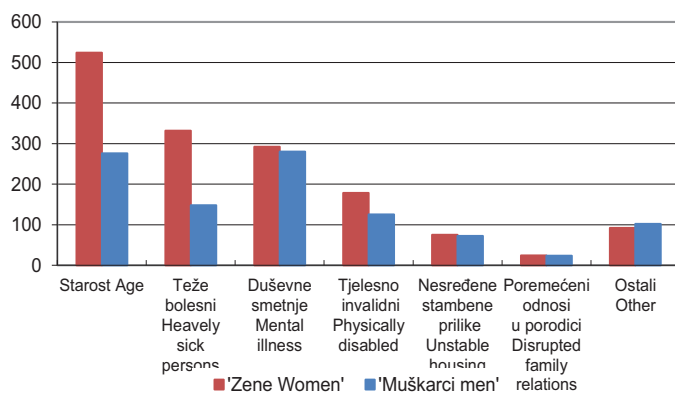


**Štićenici u ustanovama za odrasle prema razlogu smještaja**

*Beneficiaries in social service institutions for adults and elderly persons by reason of accomodation*

		Starost Age	Teže bolesni Heavely sick persons	Duševne smetnje Mental illness	Tjelesno invalidni Physically disabled	Nesređene stambene prilike Unstable housing conditions	Poremećeni odnosi u porodici Disrupted family relations	Ostali Other
2009	Žene Women	302	312	298	67	75	25	25
	Muškarci Men	171	195	297	72	68	17	10
2010	Žene Women	444	257	308	75	54	16	14
	Muškarci Men	174	171	307	71	22	25	9
2011	Žene Women	398	308	270	96	57	20	7
	Muškarci Men	186	184	265	95	25	18	19
2012	Žene Women	542	248	319	128	44	22	24
	Muškarci Men	229	158	320	107	43	18	20
2013	Žene Women	524	332	292	178	75	24	92
	Muškarci Men	276	148	280	125	72	23	102

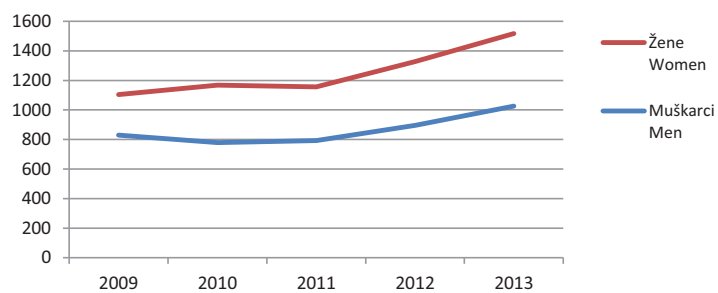
**2013**



### Štićenici u ustanovama za odrasle i profesionalnu rehabilitaciju

*Wards in social for adults and professional rehabilitation*

Godina Year	Štićenici u ustanovama za odrasle <i>Wards in institutions for adults</i>		Štićenici u ustanovama za profesionalnu rehabilitaciju <i>Wards in institutions for professional rehabilitation</i>	
	Žene <i>Women</i>	Muškarci <i>Men</i>	Žene <i>Women</i>	Muškarci <i>Men</i>
2009	1104	830	36	53
2010	1168	779	37	41
2011	1156	792	42	66
2012	1327	895	42	66
2013	1517	1026	49	66

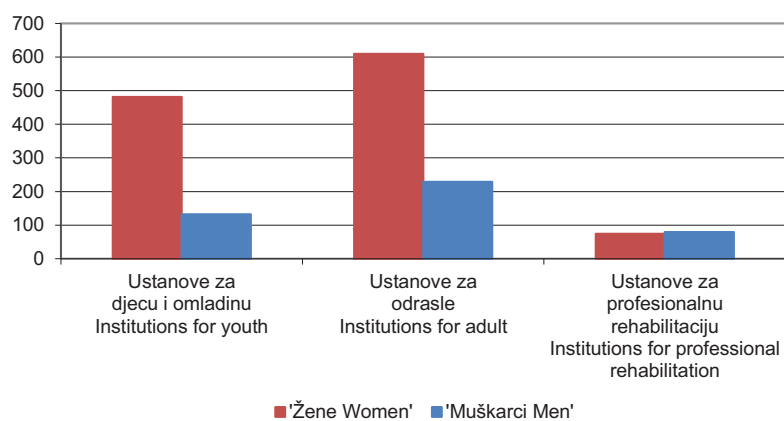


### Zaposleni u ustanovama za socijalnu zaštitu

Persons employed in social service institutions

		Ustanove za djecu i omladinu <i>Institutions for youth</i>	Ustanove za odrasle <i>Institutions for adult</i>	Ustanove za profesionalnu rehabilitaciju <i>Institutions for professional rehabilitation</i>	
2009	Žene	342	462	62	Women
	Muškarci	193	163	69	Men
2010	Žene	331	486	58	Women
	Muškarci	210	141	68	Men
2011	Žene	345	498	62	Women
	Muškarci	208	130	68	Men
2012	Žene	403	504	58	Women
	Muškarci	179	159	74	Men
2013	Žene	481	609	74	Women
	Muškarci	132	229	79	Men

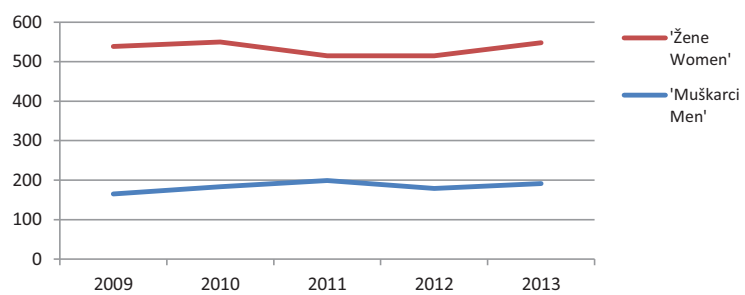
2013



### Zaposleni u centrima za socijalni rad

*Persons employed in social service institutions*

	Žene <i>Women</i>	Muškarci <i>Men</i>
2009	539	165
2010	550	183
2011	515	199
2012	515	179
2013	548	191





**PRAVOSUĎE**

*ADMINISTRATION OF JUSTICE*





**Poznata lica prijavljena kao učinioci krivičnih djela***Registered persons known as the perpetrators of criminal offences*

Odabrane grupe/djela <i>Selected groups / offences</i>	2010		2011		2012		2013	
	Žene <i>Women</i>	Muškarci <i>Men</i>	Žene <i>Women</i>	Muškarci <i>Men</i>	Žene <i>Women</i>	Muškarci <i>Men</i>	Žene <i>Women</i>	Muškarci <i>Men</i>

Radni odnosi \* - 15 3 18 3 12 2 13

*Labour relations*

Krivična djela iz grupe radnih odnosa su: povreda ravnopravosti u zapošljavanju, povreda prava iz radnog odnosa, povreda prava za vrijeme privremene nezaposlenosti, povreda prava iz socijalnog osiguranja, neizvršavanje odluke o vraćanju na rad itd.

Criminal offences in the labour relations group are:

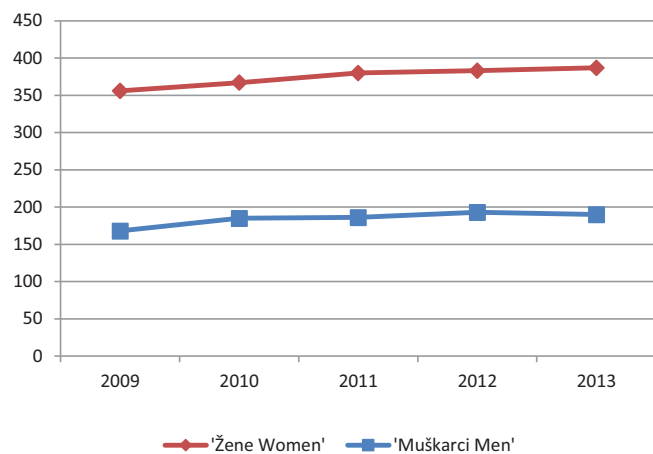
violation of the Equal Treatment in Employment, violation of labor rights, violation of rights during temporary unemployment, violation of the right to social insurance, non-enforcement of the decision to return to work etc.

<b>Žrtve za grupu krivičnih djela radni odnosi</b> <i>Victims in the group of criminal offences related to labour relations</i>		
Starosne skupine / Age groups	Žene <i>Women</i>	Muškarci <i>Men</i>
42-45	-	1
46-49	-	2
50-53	-	1
54-57	-	1
62+	-	-
nepoznato / <i>unknown</i>	-	2

**Sudije po spolu**

*Judges by sex*

Godina Year	Sudije Judges	
	Žene Women	Muškarci Men
2009	356	168
2010	367	185
2011	380	186
2012	383	193
2013	387	190

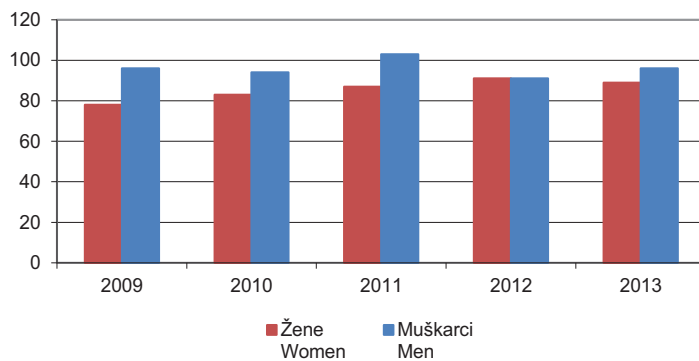


### Tužioci i zamjenici tužioca po spolu

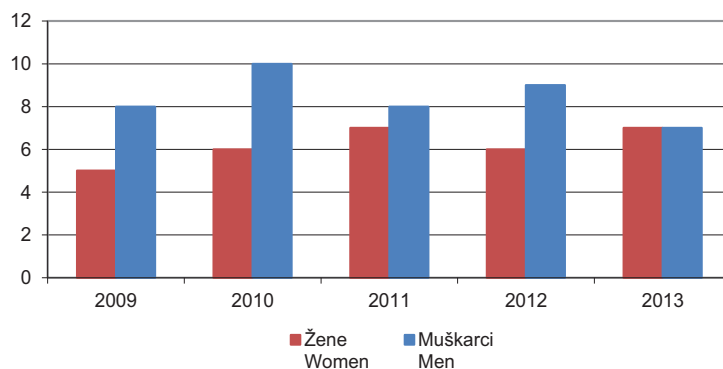
Prosecutors and prosecutor's deputies, by sex

Godina Year	Tužioci Prosecutors		Zamjenici tužioca Prosecutor's deputies	
	Žene Women	Muškarci Men	Žene Women	Muškarci Men
2009	78	96	5	8
2010	83	94	6	10
2011	87	103	7	8
2012	91	91	6	9
2013	89	96	7	7

Tužioci /Prosecutors



Zamjenici tužioca /Prosecutor's deputies

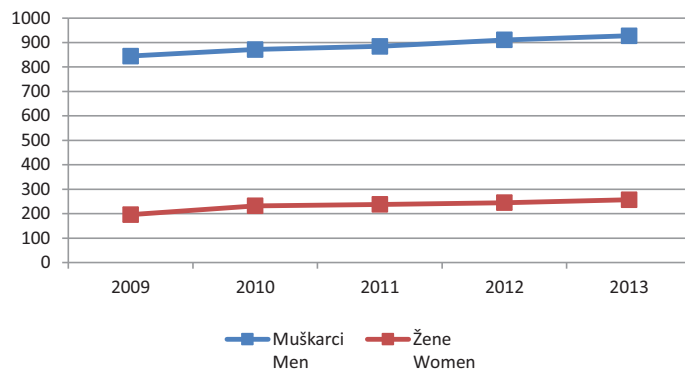


### Advokati i advokatski pripravnici po spolu

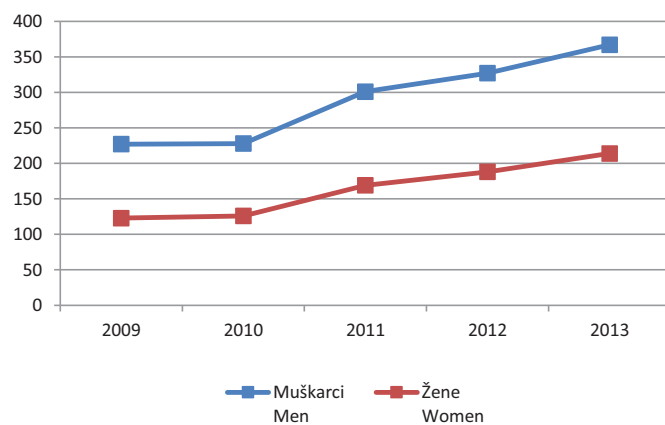
Lawyers and lawyers in trainin, by sex

Godina Year	Advokati Lawyers		Advokatski pripravnici Lawyers in training	
	Žene Women	Muškarci Men	Žene Women	Muškarci Men
2009	196	649	123	104
2010	232	640	126	102
2011	238	647	169	132
2012	245	666	188	139
2013	257	671	214	153

Advokati / Lawyers



Advokatski pripravnici / Lawyers in training

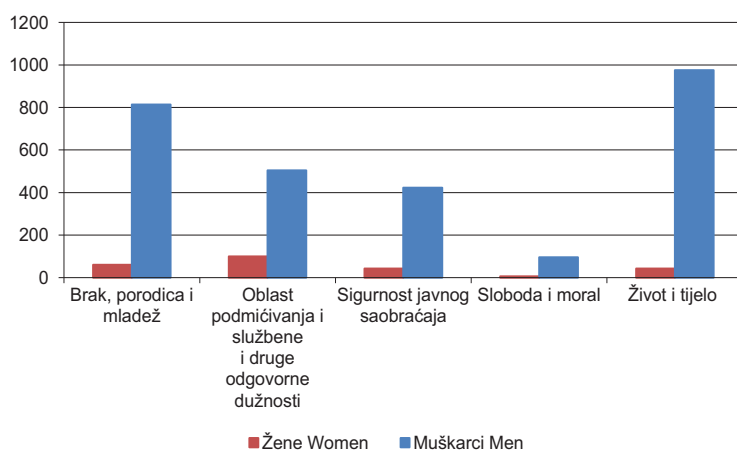


**Poznata lica prijavljena kao učinioci krivičnih djela**

*Registered persons known as the perpetrators of criminal offences*

Odabrane grupe/djela <i>Selected groups / offences</i>	2010		2011		2012		2013	
	Žene <i>Women</i>	Muškarci <i>Men</i>	Žene <i>Women</i>	Muškarci <i>Men</i>	Žene <i>Women</i>	Muškarci <i>Men</i>	Žene <i>Women</i>	Muškarci <i>Men</i>
Brak, porodica i mladež <i>Marriage, family and youth</i>	38	752	50	711	51	812	60	814
Oblast podmićivanja i službene druge odgovorne dužnosti <i>Bribe and other responsible duties</i>	72	318	60	294	131	412	100	504
Sigurnost javnog saobraćaja <i>Security of public traffic</i>	64	655	46	569	56	575	42	423
Sloboda i moral <i>Freedom and moral</i>	6	94	2	126	2	83	6	96
Život i tijelo <i>Life and body</i>	70	1153	54	1055	52	1026	42	975

**2013**



### Osuđene punoljetne osobe prema kaznenim djelima

*Convicted adults according to criminal offences*

	2009		2010		2011		2012		2013		
	Žene Women	Muškarci Men	Žene Women	Muškarci Men	Žene Women	Muškarci Men	Žene Women	Muškarci Men	Žene Women	Muškarci Men	
Imovine	123	2428	147	2558	194	3219	162	3199	162	3754	<i>Property</i>
Javnog reda i pravnog prometa	60	1219	57	1084	58	1220	72	1192	66	1323	<i>Public order and legal transaction</i>
Sigurnosti javnog prometa	56	572	57	599	42	561	44	531	42	491	<i>Safety of public transportation</i>
Okoliša i prirodnih dobara	7	725	6	647	6	727	8	728	5	907	<i>Environment</i>
Života i tijela	31	828	36	800	41	727	42	737	35	730	<i>Life and body</i>
Opće sigurnosti ljudi i imovine	14	163	12	134	5	190	9	161	5	153	<i>Public safety of persons and property</i>
Zdravlja ljudi	23	606	34	668	38	558	29	610	43	721	<i>Public health</i>
Slobode i prava čovjeka i	18	187	16	217	13	240	12	203	18	243	<i>Civil rights and liberties</i>
Platnog prometa, privrede i sigurnosti	13	57	24	68	22	75	41	50	36	67	<i>Economy</i>
Podmićivanja, službene i druge odgovornosti	8	56	13	43	13	45	19	56	22	54	<i>Official or responsible obligation</i>
Spolne slobode i morala	4	51	3	48	1	54	1	54	1	49	<i>Dignity and morality</i>
Braka, porodice i mladeži	18	365	15	394	19	377	32	397	31	436	<i>Marriage and family</i>

### Osuđene punoljetne osobe prema izrečenim sankcijama

*Convicted adults according to penalties*

	2009		2010		2011		2012		2013		
	Žene Women	Muškarci Men	Žene Women	Muškarci Men	Žene Women	Muškarci Men	Žene Women	Muškarci Men	Žene Women	Muškarci Men	
Zatvor	311	5824	377	6173	426	7397	457	7403	434	8532	<i>Prison sentences</i>
Novčana kazna	40	909	34	821	33	704	30	652	33	613	<i>Fines</i>
Sudska opomena	8	21	4	38	3	36	4	48	4	50	<i>Court reprimand</i>
Vaspitne mjere	35	660	23	409	8	157	5	77	-	33	<i>Correctional measures</i>
Sporedne kazne	29	463	29	434	24	386	24	373	18	432	<i>Secondary penalties</i>

**Optužena lica za krivična djela po Krivičnom zakonu, 2013.**

*Accused persons for criminal offences by Criminal law, 2013*

Krivična djela protiv / <i>Criminal offences against:</i>	Ukupno <i>Total</i>	Žene <i>Women</i>	Muškarci <i>Men</i>	Žene <i>Women</i> %	Muškarci <i>Men</i> %
života i tijela / <i>life and body</i>	846	41	805	4,8	95,2
zdravlja ljudi / <i>public health</i>	807	47	760	5,8	94,2
spolne slobode i morala / <i>dignity and morality</i>	54	1	53	1,9	98,1
od toga silovanje / <i>of which rape</i>	17	-	17	-	100,0
imovine / <i>property</i>	4249	194	4055	4,6	95,4
od toga razbojništvo / <i>banditry</i>	168	5	163	3,0	97,0
od toga razbojnička krađa / <i>robbery</i>	10	1	9	10,0	90,0
javnog reda i pravnog prometa / <i>public safety of persons and property</i>	1489	76	1413	5,1	94,9
Ustavnog poretka Federacije BiH / <i>Constitutional establishment of FB&amp;H</i>	3	-	3	-	100,0
Neovlaštena proizvodnja i stavljanje u promet opojnih droga / <i>Unlegal producing and distribution of narcotic drugs</i>	214	15	199	7,0	93,0
Posjedovanje i omogućavanje uživanja opojnih droga / <i>Possesing and facilitating the use of narcotic drugs</i>	585	31	554	5,3	94,7

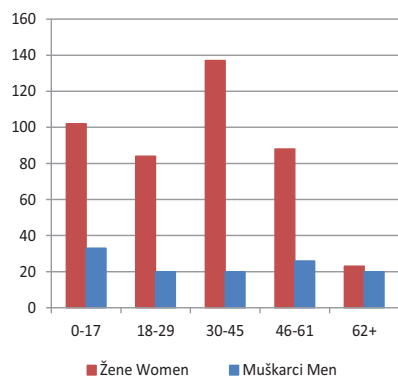
**Žrtve prema krivičnom djelu, starosti i spolu, 2013. god.**

*Victims by criminal offences, age groups and sex, 2013*

Krivična djela protiv:	0-17		18-29		30-45		46-61		62+		Criminal offences against:
	Žene Women	Muškarci Men	Žene Women	Muškarci Men	Žene Women	Muškarci Men	Žene Women	Muškarci Men	Žene Women	Muškarci Men	
Života i tijela	12	65	18	111	24	102	17	70	2	20	Life and body
Spolne slobode i morala	34	8	12	-	2	-	1	-	3	-	Dignity and morality
Braka, porodice i mladeži	102	33	84	20	137	20	88	26	23	20	Marriage, family and youth

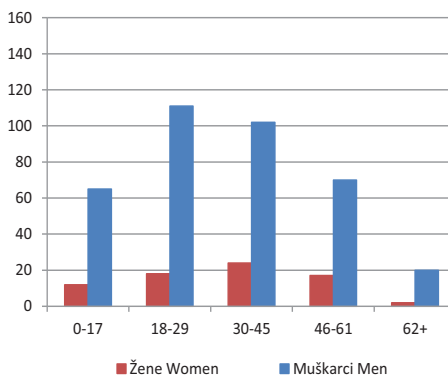
**Krivično djelo protiv braka, porodice i mladeži:**

*Criminal offence against marriage, family and youth*



**Krivično djelo protiv života i tijela:**

*Criminal offence against life and body*





**Podaci tužilaštava**

za period od 01.01.2012. - 31.12.2013. godine

Data from prosecution

in period January 1st 2012 - December 31th 2013

Krivična djela	Ukupan broj	Oštećeni-e/zrtve				Osumnjičeni-e/izvršio-ci				Criminal offences
		Žene Women	Djevočice Girls	Muškarci Men	Dječaci Boys	Žene Women	Djevočice Girls	Muškarci Men	Dječaci Boys	
Ugrožavanje sigurnosti	311	117	7	237	14	11	-	310	6	Endangering of safety
Silovanje	16	15	-	4	-	-	-	16	-	Rape
Spolni odnošaj s nemoćnom osobom	5	2	3	1	-	-	-	6	-	Sexual intercourse with a helpless person
Spolni odnošaj zloupotrebom položaja	-	-	-	-	-	-	-	-	-	Sexual intercourse by abuse of position
Prinuda na spolni odnošaj	-	-	-	-	-	-	-	-	-	Coercion on criminal intercourse
Spolni odnošaj s djetetom	9	1	5	3	-	-	-	6	3	Sexual intercourse with a child
Bludne radnje	26	7	19	1	2	-	-	27	-	Lewd acts
Zadovoljenje pohote pred djetetom ili maloljetnikom	2	-	6	-	-	-	-	2	-	Gratifying lust in front of a child or a minor
Navođenje na prostituciju	3	5	-	-	-	3	-	1	-	Pandering
Iskorištavanje djeteta ili maloljetnika radi pornografije	5	-	5	-	-	-	1	4	1	Abuse of children or juveniles in pornography
Upoznavanje djeteta s pornografijom	1	-	-	-	-	-	-	1	-	Introducing child with a pornography
Rodoskrvuće	1	-	-	-	-	1	-	1	-	Incest
Izvanbračna zajednica s mlađim maloljetnikom	34	6	23	-	2	3	-	35	-	Illegal marriage with younger juvenile
Oduzimanje djeteta ili maloljetnika	2	-	1	-	1	1	-	1	-	Illegal taking of a child or a juvenile
Zapuštanje ili zlostavljanje djeteta ili maloljetnika	13	1	2	5	3	8	-	9	-	Neglect or abuse of a child or a juvenile
Povreda porodičnih obaveza	3	-	-	2	2	1	-	2	-	Contravention of family obligations
Nasilje u porodici	733	684	82	144	90	29	-	700	7	Domestic violence
Izbjegavanje izdržavanja	34	7	19	1	14	-	-	34	-	Avoiding of giving support
Razbojstvo	129	59	1	68	2	2	-	127	16	Banditry
	<b>1327</b>	<b>904</b>	<b>173</b>	<b>466</b>	<b>130</b>	<b>59</b>	<b>1</b>	<b>1282</b>	<b>33</b>	
			<b>1673</b>			<b>1375</b>				

Izvor podataka: Kantonalna tužilaštva u FBiH

Source of data: Cantonal prosecutor's offices in FB&H

**Podaci pravosudnih organa u Federaciji BiH  
za krivično djelo nasilja u porodici, 2013.god.**

*Data judicial authorities in the Federation of B&H  
for the criminal offence of domestic violence, 2013*

Ukupan broj (Član 222 KZ FBiH) <i>Total</i> ( <i>Criminal offences Article 222 of FB&amp;H Crime Low</i> )		324	
Oštećeni-e/ žrtve <i>Victims</i>	Žene <i>Women</i>	446	307
	Djevočice <i>Girls</i>		37
	Muškarci <i>Men</i>		65
	Dječaci <i>Boys</i>		37
Osumnjičeni-e/ izvršio-ci <i>Suspects</i>	Žene <i>Women</i>	330	13
	Djevočice <i>Girls</i>		
	Muškarci <i>Men</i>		315
	Dječaci <i>Boys</i>		2
Osudjujuće odluke (izrečene sankcije) <i>Convicting desicions</i>	Zatvor <i>Prison</i>	319	31
	Novčana kazna <i>Amercement</i>		20
	Uvjetna osuda <i>Conditional sentence</i>		267
	Drugo <i>Other</i>		7
Izrečene zaštitne mjere <i>Imposed protective measures</i>	a*	190	23
	b*		57
	c*		74
	d*		21
	e*		11
	f*		4

Udaljenje iz stambenog prostora i zabrana vraćanja / *Removal from housing and the prohibition of returning*

b\* Zabrana približavanja žrtvi / *Prohibition of approaching the victim*

c\* Osiguranje zaštite osobe izložene nasilju / *Ensuring the protection of persons exposed to violence*

d\* Zabrana uznemiravanja ili uhođenja / *Prohibition of harassment or stalking*

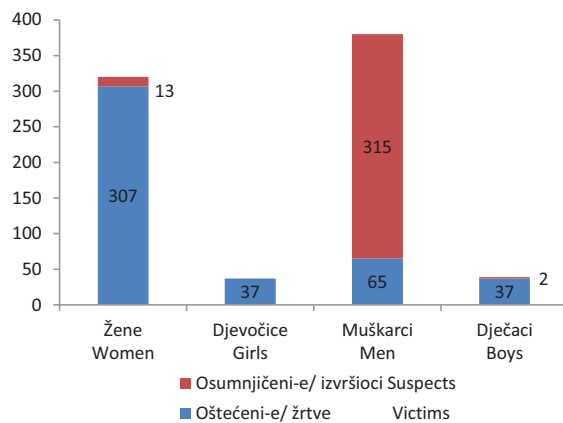
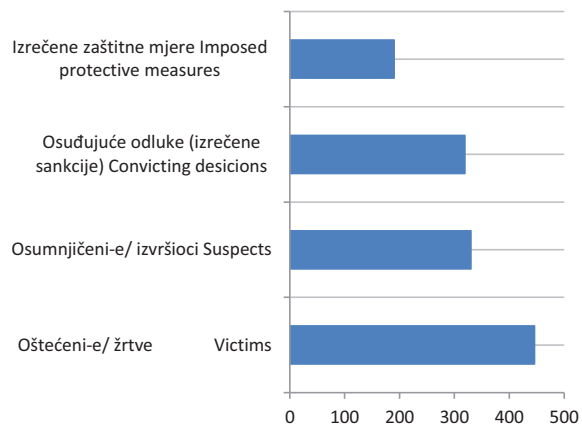
e\* Obaveza psiho-socijalnog tretmana / *Obligation psycho-social treatment for perpetrator*

f\* Obavezno liječenje od ovisnosti / *Compulsory treatment of addiction*

**Izvor podataka: Općinski sudovi u FBiH**

*Source of data: Municipal courts in FB&H*

**Podaci pravosudnih organa u Federaciji BiH za krivično djelo nasilja u porodici**  
*Data judicial authorities in the FB&H for the criminal offence of domestic violence*



**Izvor podataka: Općinski sudovi u FBiH**  
*Source of data: Municipal courts in FB&H*

**Broj poziva na SOS telefon 1265 za pomoć žrtvama nasilja u porodici  
prema sigurnim kućama u FBiH**

*Number of phone calls received by SOS line 1265 for helping domestic violence victims  
sorted by safe houses in Federation B&H*

Naziv sigurne kuće / Safe house	2009.	2010.	2011.	2012.	2013.
<b>UKUPNO /TOTAL *</b>	2978	1902	1431	1190	1004
Udruženje „Žena BiH“ - Mostar	340	230	120	85	298
Viva Žene - Tuzla	404	464	312	242	107
Žene sa Une - Bihać	22	52	180	176	20
Medica - Zenica	119	132	88	80	122
JU Centar za socijalni rad - Jajce	34	43	96	22	19
Fondacija lokalne demokratije -Sarajevo	2059	981	635	585	438

\* Također je registrovan veliki broj provokacija, greški i drugih neidentifikovanih poziva  
*It is also registered significant number of provocations, errors and other unidentified phone calls*

**Izvor podataka: Gender centar FBiH**  
*Source of data: Gender center of the FB&H*

**Broj žrtava nasilja i dužina boravka u sigurnoj kući**
*Number of violence victims and duration of staying in safe house*

Godina Year	Ukupno Total	Žene Women	Djeca Children	Vrijeme boravka / Duration of staying in safe house			
				do 1 mjesec up to 1 month	1-3 mjeseca 3 months	1- preko 3 mjeseca 3 months	over
<b>UKUPNO FBIH / TOTAL FB&amp;H</b>							
2009	316	120	196	165	90		63
2010	316	141	175	185	95		36
2011	317	155	162	202	67		48
2012	395	178	217	262	82		51
2013	323	162	161	187	95		41
<b>Sigurna kuća "MIRJAM" - Mostar - Safe house "MIRJAM"</b>							
2009	8	4	4	-	3		5
2010	14	7	7	6	4		4
2011	15	8	7	4	3		8
2012	17	9	8	11	4		2
2013	15	7	8	2	9		4
<b>Sigurna kuća "MARGUERITE" Žena BiH - Mostar - Safe house "MARGUERITE"</b>							
2009	29	13	16	18	5		6
2010	41	17	24	25	15		1
2011	32	19	13	25	5		2
2012	72	40	32	64	2		6
2013	69	34	35	37	28		4
<b>Sigurna kuća "VIVA ŽENE" - Tuzla - Safe house "VIVA WOMEN"</b>							
2009	67	32	35	41	17		9
2010	79	42	37	50	24		5
2011	95	47	48	74	19		2
2012	87	45	42	48	33		6
2013	86	49	37	53	23		10
<b>Sigurna kuća "KUĆA SPASA" Žene sa Une - Bihać - Safe house "RESCUE HOME"</b>							
2009	31	11	20	5	12		14
2010	22	9	13	17	3		2
2011	20	11	9	9	7		4
2012	46	18	28	30	8		8
2013	26	11	15	10	10		6
<b>Sigurna kuća "MEDICA" - Zenica - Safe house "MEDICA"</b>							
2009	60	24	36	33	19		10
2010	68	33	35	43	20		5
2011	61	29	32	48	11		2
2012	84	31	53	57	16		11
2013	45	26	19	36	7		2
<b>Sigurna kuća "FONDACIJA LOKALNE DEMOKRATIJE" - Sarajevo Safe house "FOUNDATION OF THE LOCAL DEMOCRACY"</b>							
2009	121	36	85	68	34		19
2010	92	33	59	44	29		19
2011	92	40	52	42	22		28
2012	89	35	54	52	19		18
2013	82	35	47	49	18		15
<b>Prihvatni centar za žrtve nasilja - Jajce Reception center for victims of violence</b>							
2011	2	1	1	-	-		2

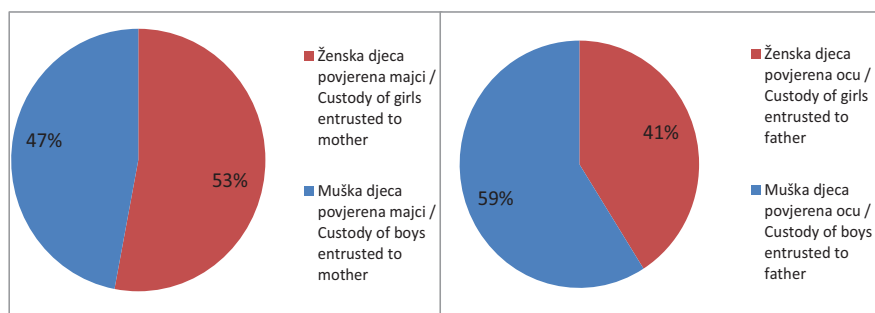
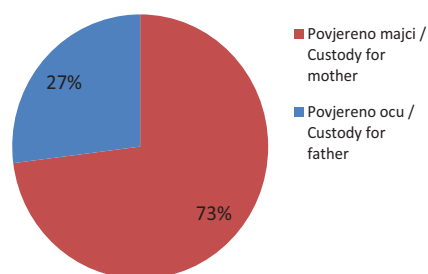
**Izvor podataka: Gender centar FBiH**
*Source of data: Gender center of the Federation B&H*

Žene i muškarci u FBiH, 2014/Women and men in FB&amp;H

**Povjeravanje djece na roditeljsko staranje, 2013. godina**

*Entrusting the custody of children, year 2013*

	Pojeravanje djece na roditeljsko staranje / <i>Entrusting the custody of children</i>					
	Ukupno djece / <i>Total number of children</i>		Ukupno ženske djece / <i>Total number of girls</i>		Ukupno muške djece / <i>Total number of boys</i>	
	Povjereno majci / <i>Custody for mother</i>	Povjereno ocu / <i>Custody for father</i>	Ženska djece povjerena majci / <i>Custody of girls entrusted to mother</i>	Ženska djece povjerena ocu / <i>Custody of girls entrusted to father</i>	Muška djece povjerena majci / <i>Custody of boys entrusted to mother</i>	Muška djece povjerena ocu / <i>Custody of boys entrusted to father</i>
Broj djece / <i>Number of children</i>	288	105	154	43	134	62
Broj djece po spolu / <i>Number of children by sex</i>	393		197		196	

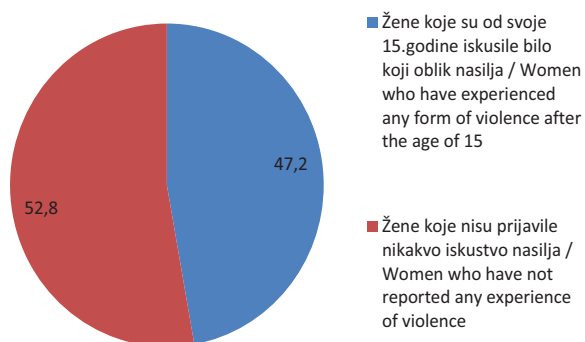


Izvor podataka: Općinski sudovi u FBiH

Source of data: Municipal courts in FB&H

### Prevalencija ukupnog nasilja nad ženama u FBiH

Prevalence of violence against women in FBiH



#### Izvor podataka: Studija o rasprostranjenosti nasilja nad ženama u BiH, 2012

Source of data: Study of prevalence of violence against women in BiH, 2012

Studija o rasprostranjenosti nasilja nad ženama u BiH je provedena u septembru 2012.god. od strane Agencije za ravnopravnost spolova BiH u saradnji sa entitetskim gender centrima, entitetskim zavodima za statistiku, a uz podršku UNFPA i UN WOMEN. Istraživanje je provedeno na uzorku od 3.300 žena u BiH starijih od 18 godina, od čega 2.113 u FBiH.

*Study on the prevalence of violence against women in BiH is conducted by the Agency for Gender Equality BiH, in cooperation with entity gender centres, statistical institutions and with support from UNFPA and UN WOMEN. The survey was conducted based on the sample of 3.300 women in BiH aged 18 years and older, of which 2.113 women in FBiH.*