



Bosna i Hercegovina
Federacija Bosne i Hercegovine
FEDERALNI ZAVOD ZA STATISTIKU

Bosnia and Herzegovina
Federation of Bosnia and Herzegovina
FEDERAL OFFICE OF STATISTICS

BILJNA PROIZVODNJA
FEDERACIJE BOSNE I HERCEGOVINE

PLANT PRODUCTION
FEDERATION OF BOSNIA AND HERZEGOVINA
2015

Sarajevo, 2016.

Izdavač: Federalni zavod za statistiku, Zelenih beretki 26, 71000 Sarajevo
Publisher: Institute for statistics of FB&H, Zelenih beretki 26, 71000 Sarajevo
Telefon/Phone/Faks: +387 33 20 64 52
Elektronska pošta/E-mail: fedstat@fzs.ba
Internetska stranica/Web site: <http://www.fzs.ba>

Odgovara direktor: Dr Emir Kremić
Person responsible: Emir Kremić, PhD, Director General

Pripremio: Fehrija Mehić
Prepared by:

Molimo korisnike da prilikom korišćenja podataka navedu izvor
Users are kindly requested to state the source

Štampano/Tiskano u 100 primjeraka
Printed in 100 copies

Obavijesti daje Odsjek za odnose s javnošću
Information is available at the Department of Public Relations
Telefon/Phone: +387 33 40 70 19
Pretplata publikacija/Subscription: +387 33 40 70 20

PREDGOVOR

Federalni zavod za statistiku uradio je statistički bilten “Biljna proizvodnja u Federaciji Bosne i Hercegovine u 2015. godini“ u kojem su prezentirani podaci biljne proizvodnje, a rezultat su provedenih statističkih istraživanja prema Planu provođenja statističkih istraživanja od interesa za Federaciju Bosne i Hercegovine.

Želja nam je da našim korisnicima prezentiramo što više podataka o biljnoj proizvodnji u Federaciji Bosne i Hercegovine, kao što su podaci o zasijanim površinama u 2014/15. godini, ukupnoj proizvodnji usjeva, voća i grožđa i prosječnim prinosima istih u 2015. godini.

Podaci su dati za nivo Federacije Bosne i Hercegovine, kantona i općina.

PREFACE

The Federal Office of Statistics has completed the statistical Bulletin “Plant production in the Federation of Bosnia and Herzegovina in 2015” in which data are presented on crop production from regular statistical surveys in accordance with “The Statistical Research Programme for the Federation of Bosnia and Herzegovina”.

We want to present more data on plant production in Federation of Bosnia and Herzegovina to our users, such as: the sown area in 2014/15, total crop, fruit and grapes production and their average yield (t/ha, kg/tree and kg/vine) in 2015.

Data are presented for the Federation of Bosnia and Herzegovina, cantons and municipalities.

Dr Emir Kremić, direktor
Federalnog zavoda za statistiku

*Emir Kremić, PhD, Director General
Institute for Statistics of FB&H*

Sarajevo, april/travanj 2016.
Sarajevo, April 2016

SKRAĆENICE/KRATICE

ha hektar
t tona
kg kilogram

ABBREVIATIONS

*ha hectare
t ton
kg kilogram*

ZNAKOVI

- nema pojave
0 podatak je manji od 0,5 upotrijebljene jedinice
mjere

SYMBOLS

- *no occurrence*
0 *value is less than 0.5 of the unit of measure
used*

SADRŽAJ

CONTENT

PREDGOVOR	3
<i>PREFACE</i>	
SKRAĆENICE/KRATICE I ZNAKOVI	4
<i>ABBREVIATIONS AND SYMBOLS</i>	
METODLOŠKA OBJAŠNJENJA	7
<i>METHODOLOGICAL NOTES</i>	
ZASIJANE POVRŠINE U FBiH U 2014/15	8
<i>SOWN AREA BY CANTONS IN FB&H IN 2014/15</i>	
ZASIJANE POVRŠINE USJEVA PO KANTONIMA I OPĆINAMA U 2014/15	10
<i>SOWN AREA OF SELECTED CROPS BY CANTONS AND MUNICIPALITIES IN 2014/15</i>	
PROIZVODNJA RANIH USJEVA U 2015. GODINI	14
<i>EARLY CROP PRODUCTION IN 2015</i>	
PROIZVODNJA RANOG VOĆA U 2015. GODINI	15
<i>EARLY FRUIT PRODUCTION IN 2015</i>	
PROIZVODNJA KASNIH USJEVA U 2015. GODINI	16
<i>LATE CROP PRODUCTION BY CANTONS IN 2015</i>	
PROIZVODNJA KASNOG VOĆA U 2015. GODINI	18
<i>LATE FRUIT PRODUCTION IN 2015</i>	
PRINOSI USJEVA, VOĆA I GROŽĐA PO KANTONIMA I OPĆINAMA U 2015	20
<i>CROP, FRUIT AND GRAPES PRODUCTION BY CANTONS AND MUNICIPALITIES IN 2015</i>	

METODOLOŠKA OBJAŠNJENJA

Podaci o biljnoj proizvodnji prikupljaju se redovnim statističkim istraživanjima i to:

- 1) Podaci o zasijanim površinama (PO-21 i PO-22),
- 2) Podaci o ostvarenim prinosima usjeva, voća i grožđa (PO-32, PO-33 i PO-34).

Podaci predstavljaju ukupno ostvarenu poljoprivrednu proizvodnju, iako se prikupljanje podataka obavlja odvojeno. Izvještajne jedinice za biljnu proizvodnju su:

- 1) poslovni subjekti, zemljoradničke zadruge i druge organizacije koje se bave poljoprivrednom proizvodnjom i dostavljaju podatke redovnim statističkim izvještajima,
- 2) općine za poljoprivredna gazdinstva/gospodarstva, a podaci se prikupljaju metodom procjene koju rade stručnjaci za poljoprivredu u općinama.

Podaci se iskazuju za općinu ukupno.

Podaci o zasijanim površinama i broju stabala voća i čokota/trsova

Prvo se utvrđuju podaci o površinama pojedinih kategorija korištenja zemljišta i upoređuju sa istim podacima iz prethodne godine. Mora se voditi računa o promjenama površina pojedinih kategorija korištenja zemljišta u toku godine.

Poslije toga procjenjuju se zasijane površine na oranicama i baštama po pojedinim usjevima, broj stabala voća po vrstama voća, kao i broj čokota/trsova vinove loze (ukupan broj i broj sposobnih za rod).

Podaci o ostvarenoj proizvodnji usjeva, voća i grožđa

Požnjevena površina je površina sa koje je usjev požnjeven i ubran prinos. Požnjevena površina može biti manja od zasijane površine u slučaju ako su usjevi na nekim površinama usljed elementarnih i drugih nepogoda uništeni, te zbog toga nije obavljena žetva niti ubran prinos.

Kod voća i čokota/trsova uzima se broj stabala i čokota/trsova sposobnih za rod, a ne broj stabala sa kojih je ubran prinos. Ako je u međuvremenu došlo do stradanja nekih stabala ili čokota/trsova podaci moraju biti umanjeni za taj broj stabala ili čokota/trsova.

Ostvareni prinos ratarskih usjeva predstavlja prinos normalne vlažnosti koji je dobiven po završenoj žetvi/berbi i vršidbi, tj. prinos po odbitku količina izgubljenih pri žetvi, prijevozu do gazdinstva/gospodarstva, vršidbi i sl.

Prinos po jedinici površine (t/ha) obračunat je na požnjevenu površinu.

Prinos po stablu i čokotu/trsu (kg) obračunat je na stablo sposobno za rod, odnosno na čokot/trs.

METHODOLOGICAL NOTES

The data on crop production are collected through regular statistical surveys:

- 1) *The data on sown area: (PO-21 and PO-22),*
- 2) *The data on production of arable crops, fruit and grapes: (PO-32, PO-33 and PO-34).*

The data include total production; also the data are collected separately by kind of report unit. The report units for plant production are:

- 1) *The agricultural enterprises, agricultural co-operatives and other organizations which are engaged in agriculture and data are gathered through regular statistical reports,*
- 2) *The private agricultural holdings and data are gathered through estimations. The estimations are made on local level – for each municipality in total. The estimators are currently agricultural experts in the local authorities of municipalities.*

Data on sown area and number of fruit trees and vines

The first phase is the assessment of land use data and comparing this data with data of last year. It is important to take into account the changes of land use categories during the determined year.

Then to assess total sown arable area and to make estimation on number of fruit trees and vines (total number and number of fruit-bearing trees/vines).

Crop, fruit and grape production data

Harvested area is the area on which crops are harvested and yields are gathered. It can be smaller than the sown area in the case that crops were weather-beaten and because of the harvest was not carried out.

The trees and vines – are number of trees and vines capable of bearing, not tree numbers where crops were taken. In the case of harm to trees and vines this should be disposed of.

Realized yield crop is the yield of standard humidity after the deduction of all losses during harvest, transport and threshing.

Yield per unit of area (t/ha) is computed on the base of harvested area.

Yield per tree/vine (in kg) is computed for fruit-bearing tree or vine.

ZASIJANE POVRŠINE U JESENJOJ I PROLJETNOJ
SOWN AREA IN AUTUMN AND SPRING

	Federacija BiH Ukupno <i>Total</i>	P r e g l e d p o <i>Review by</i>				
		Unsko- sanski	Kanton Posavski	Tuzlanski	Zeničko- dobojski	Bosansko podrinjski
Zasijana oranična <i>Sown arable</i>						
Zasijano - ukupno	199587	44075	15112	59377	25975	2064
Žita	88359	23988	10318	27069	7498	161
Industrijsko bilje	3138	90	2107	339	19	-
Povrtno bilje	43094	6599	1014	12316	5597	651
Stočno - krmno bilje	64996	13399	1673	19653	12861	1252
Zasijane površine <i>Sown area with</i>						
Pšenica (ozima i jara)	20390	4905	3366	3772	1905	68
Raž (ozima i jara)	2380	568	-	343	70	2
Ječam (ozimi i jari)	9045	888	960	550	469	22
Zob (ozima i jara)	3283	1568	33	516	177	6
Kukuruz - zrno	48131	13910	5731	21372	4621	42
Soja	2108	72	1884	60	2	-
Duhan	562	-	119	243	-	-
Krompir/krumpir	21941	2988	298	7315	2119	373
Mrkva	1266	55	19	93	765	4
Luk crni	3285	320	65	640	1019	22
Luk bijeli	892	202	16	239	94	10
Grah	4393	1806	110	696	505	39
Grašak	326	17	26	73	21	5
Kupus	2914	230	143	993	153	42
Paradajz/rajčica	1884	192	110	580	193	30
Paprika zelena	1462	198	59	510	223	34
Krastavac	1563	453	40	566	133	56
Lubenice	337	23	15	66	3	-
Djetelina	11669	2293	314	2164	3657	93
Lucerka/lucerna	11319	1865	376	2142	2582	937
Grahorica	156	14	-	111	1	-
Kukuruz, zelena masa	22136	6541	710	11418	700	19
Stočna repa	761	1	10	11	224	13
Mješ. trava, mahunjača i žita	846	25	-	250	41	25
Travno - djetelinske smjese	17032	2375	245	3149	5602	65

SJETVI U FEDERACIJI BIH U 2014/15

IN FEDERATION OF B&H IN 2014/15

ha

kantonima

cantons

Srednjo-bosanski	Hercegovačko-neretvanski	Zapadno-hercegovački	Kanton Sarajevo	Kanton 10	
------------------	--------------------------	----------------------	-----------------	-----------	--

površina

area

17637	6390	6950	5706	16301	Sown area - total
5494	820	2162	1194	9657	<i>Cereals</i>
9	141	203	23	206	<i>Industrial crops</i>
5528	4904	2628	2657	1200	<i>Vegetable crops</i>
6606	526	1957	1832	5238	<i>Fodder crops</i>

odabranih usjeva

selected crops

1780	294	770	152	3379	<i>Wheat</i>
392	24	13	72	896	<i>Rye</i>
1043	295	602	198	4019	<i>Barley</i>
424	59	4	126	371	<i>Oats</i>
1362	109	743	217	25	<i>Maize - grain</i>
-	-	-	-	90	<i>Soya</i>
-	32	168	-	-	<i>Tobacco</i>
3282	2234	1376	1089	868	<i>Potato</i>
89	60	41	86	55	<i>Carrot</i>
323	372	193	281	51	<i>Onion</i>
91	98	55	54	33	<i>Garlic</i>
691	217	70	221	38	<i>Bean</i>
55	54	17	50	8	<i>Pea</i>
547	266	238	198	104	<i>Cabbage and kale</i>
89	389	196	100	5	<i>Tomato</i>
64	236	78	56	3	<i>Green peper</i>
75	96	73	67	3	<i>Cucumber</i>
-	147	84	-	-	<i>Melon and watermelon</i>
1827	195	521	222	383	<i>Clover</i>
1680	140	843	250	504	<i>Lucerne</i>
10	12	-	-	8	<i>Vetch</i>
874	78	83	350	1364	<i>Maize, green mass</i>
204	38	50	175	35	<i>Forage beet</i>
123	4	376	2	-	<i>Mixture of leg.grass.and cereal</i>
1764	35	72	801	2925	<i>Mixture of grasses and clovers</i>

ZASIJANE POVRŠINE ODABRANIH USJEVA PO KANTONIMA I OPĆINAMA U 2014/2015.
SOWN AREA WITH SELECTED CROPS BY CANTONS AND MUNICIPALITIES IN 2014/2015.

	ha							
	Pšenica <i>Wheat</i>	Raž <i>Rye</i>	Ječam <i>Barley</i>	Zob <i>Oats</i>	Kukuruz <i>Maize</i>	Krompir /krumpir <i>Potato</i>	Luk crni <i>Onion</i>	Grah <i>Bean</i>
UNSKO-SANSKI	4905	568	888	1568	13910	2988	320	1806
Grad Bihać	414	180	88	68	260	87	31	9
Bosanska Krupa	1000	50	100	150	700	300	20	202
Bosanski Petrovac	20	50	55	200	15	180	10	10
Bužim	60	-	20	10	240	88	24	75
Cazin	2020	100	200	850	3900	900	110	800
Ključ	40	2	60	40	600	180	10	85
Sanski Most	351	186	320	220	3195	993	100	425
Velika Kladuša	1000	-	45	30	5000	260	15	200
KANTON POSAVSKI	3366	-	960	33	5731	298	65	110
Domaljevac-Šamac	300	-	50	-	700	25	5	15
Odžak	1241	-	225	15	2350	128	32	40
Orašje	1825	-	685	18	2681	145	28	55
TUZLANSKI	3772	343	550	516	21372	7315	640	696
Banovići	116	10	15	36	388	305	3	68
Čelić	175	25	90	50	505	78	45	54
Doboj Istok	155	-	30	-	290	190	10	-
Gračanica	350	25	25	5	2900	905	95	10
Gradačac	1220	-	20	55	3750	650	150	174
Kalesija	360	40	85	45	3200	860	60	80
Kladanj	27	1	1	7	380	380	17	9
Lukavac	790	203	152	190	4500	850	45	65
Sapna	30	-	5	6	150	160	3	3
Srebrenik	119	8	37	71	2310	475	90	66
Teočak	80	3	50	30	450	80	12	12
Grad Tuzla	120	3	15	3	849	600	25	15
Živinice	230	25	25	18	1700	1781	85	140
ZENIČKO-DOBOJSKI	1905	70	469	177	4621	2119	1019	505
Breza	82	-	30	20	25	175	40	20
Doboj Jug	25	-	2	2	52	35	4	2
Kakanj	116	1	42	9	141	193	40	59
Maglaj	55	7	21	-	147	162	25	29
Olovo	20	-	10	5	20	50	10	18
Tešanj	280	-	45	30	1600	300	40	40
Usora	700	25	190	70	1700	50	4	5
Vareš	13	4	6	5	-	53	3	6
Visoko	287	6	39	8	236	495	35	204
Zavidovići	65	4	3	5	290	110	17	45
Grad Zenica	237	15	46	21	205	451	801	77
Žepče	25	8	35	2	205	45	1	-
BOSANSKO-PODRINJSKI	68	2	22	6	42	373	22	39
Foča	12	-	2	-	-	53	5	7
Goražde	48	2	12	2	40	300	10	26
Pale	8	-	8	4	2	20	7	6

nastavak

continued

ha

	Pšenica <i>Wheat</i>	Raž <i>Rye</i>	Ječam <i>Barley</i>	Zob <i>Oats</i>	Kukuruz <i>Maize</i>	Krompir /krumpir <i>Potato</i>	Luk crni <i>Onion</i>	Grah <i>Bean</i>
SREDNJOBOSANSKI	1780	392	1043	424	1362	3282	323	691
Bugojno	169	100	190	70	50	292	40	46
Busovača	160	20	35	60	350	270	15	145
Dobretići	7	-	0	0	1	13	1	1
Donji Vakuf	26	8	10	5	22	28	3	18
Fojnica	118	40	40	22	32	510	65	65
Gornji Vakuf-Uskoplje	240	32	180	35	8	762	21	11
Jajce	95	7	87	25	262	482	45	225
Kiseljak	90	100	40	40	85	130	60	40
Kreševo	30	15	30	17	12	190	26	40
Novi Travnik	160	60	120	20	90	150	7	16
Travnik	365	5	111	30	50	205	25	55
Vitez	320	5	200	100	400	250	15	30
HERCEGOVAČKO- NERETVANSKI	294	24	295	59	109	2234	372	217
Čapljina	12	-	5	-	5	300	7	7
Čitluk	25	-	41	-	15	360	30	27
Grad Mostar	41	12	7	5	17	781	110	125
Jablanica	2	4	5	4	15	120	30	13
Konjic	4	1	61	12	10	220	150	12
Neum	70	6	68	-	7	65	10	7
Prozor-Rama	5	1	23	1	20	168	23	18
Ravno	40	-	40	30	10	30	5	5
Stolac	95	-	45	7	10	190	7	3
ZAPADNO- HERCEGOVAČKI	770	13	602	4	743	1376	193	70
Grude	90	11	118	2	200	431	23	18
Ljubuški	170	-	160	-	140	320	120	20
Posušje	150	2	94	2	153	325	20	17
Grad Široki Brijeg	360	-	230	-	250	300	30	15
KANTON SARAJEVO	152	72	198	126	217	1089	281	221
Centar Sarajevo	-	-	-	-	2	20	11	-
Hadžići	53	29	35	27	11	320	18	45
Ilidža	20	-	17	8	80	234	100	68
Ilijaš	50	35	120	80	100	205	20	50
Novi Grad Sarajevo	10	-	4	2	20	95	80	11
Novo Sarajevo	-	-	-	-	-	10	6	7
Stari Grad Sarajevo	-	-	-	-	-	35	18	10
Trnovo	5	1	18	1	-	45	16	17
Vogošća	14	7	4	8	4	125	12	13
KANTON 10	3379	896	4019	371	25	868	51	38
Bosansko Grahovo	343	13	18	13	-	56	2	1
Drvar	2	2	63	4	15	6	10	15
Glamoč	1276	80	790	30	-	314	17	4
Kupres	126	164	380	190	-	12	2	-
Livno	665	105	2150	40	10	230	15	14
Tomislavgrad	967	532	618	94	-	250	5	4

nastavak

continued

	ha							
	Kupus <i>Cabbage</i>	Paradajz <i>/rajčica</i> <i>Tomato</i>	Paprika, zelena <i>Green</i> <i>paper</i>	Djetelina <i>Clover</i>	Lucerka <i>/lucerna</i> <i>Lucerne</i>	Kukuruz, zeleni <i>Maize,</i> <i>green</i>	Stočna repa <i>Forage</i> <i>beet</i>	Trav.djet. smjese <i>Grass.clov.</i> <i>mixtures</i>
UNSKO-SANSKI	230	192	198	2293	1865	6541	1	2375
Grad Bihac	38	10	6	60	38	450	-	7
Bosanska Krupa	30	25	25	1012	800	1650	-	800
Bosanski Petrovac	-	0	0	-	-	91	-	-
Buzim	3	15	15	626	560	460	-	715
Cazin	3	5	10	200	50	1350	-	550
Ključ	6	11	10	50	120	800	1	100
Sanski Most	140	120	128	195	147	1330	-	188
Velika Kladuša	10	6	4	150	150	410	-	15
KANTON POSAVSKI	143	110	59	314	376	710	10	245
Domaljevac-Šamac	7	10	10	30	10	10	-	-
Odžak	100	55	15	230	220	700	3	230
Orašje	36	45	34	54	146	-	7	15
TUZLANSKI	993	580	510	2164	2142	11418	11	3149
Banovići	5	19	13	5	5	43	-	5
Čelić	12	15	12	260	270	220	-	155
Doboj Istok	2	2	1	230	110	60	-	320
Gračanica	42	42	36	594	530	800	-	505
Gradačac	700	90	90	61	27	4378	2	260
Kalesija	25	65	65	95	285	1900	-	950
Kladanj	1	1	1	8	-	5	-	-
Lukavac	120	110	110	55	60	1600	-	60
Sapna	1	3	3	179	157	80	-	163
Srebrenik	55	77	65	207	310	145	9	221
Teočak	-	5	2	120	168	-	-	45
Grad Tuzla	10	10	7	100	40	352	-	200
Živinice	20	140	105	250	180	1835	-	265
ZENIČKO-DOBOJSKI	153	193	223	3657	2582	700	224	5602
Breza	10	13	15	290	320	79	75	260
Doboj Jug	2	5	5	98	100	40	-	94
Kakanj	10	22	21	296	313	35	14	250
Maglaj	10	9	9	93	64	56	5	167
Olovo	4	4	6	3	3	-	2	1
Tešanj	45	25	20	1300	1100	70	60	600
Usora	5	4	3	35	25	50	-	20
Vareš	5	0	0	10	2	-	1	60
Visoko	25	40	89	750	400	324	27	1800
Zavidovići	5	17	17	480	50	10	8	2000
Grad Zenica	32	45	32	32	30	35	32	40
Žepče	-	9	6	270	175	1	-	310
BOSANSKO-PODRINJSKI	42	30	34	93	937	19	13	65
Foča	2	4	8	30	35	3	5	35
Goražde	35	24	24	54	893	16	6	20
Pale	5	2	2	9	9	-	2	10

nastavak
continued

ha

	Kupus <i>Cabbage</i>	Paradajz /rajčica <i>Tomato</i>	Paprika, zelena <i>Green paper</i>	Djetelina <i>Clover</i>	Lucerka /lucerna <i>Lucerne</i>	Kukuruz, zeleni <i>Maize, green</i>	Stočna repa <i>Forage beet</i>	Travn.djet. smjese <i>Grass.clov. mixtures</i>
SREDNJOBOSANSKI	547	89	64	1827	1680	874	204	1764
Bugojno	130	10	2	420	580	160	40	160
Busovača	15	15	14	95	5	30	13	50
Dobretići	1	0	0	0	-	-	2	-
Donji Vakuf	12	2	6	15	12	17	3	4
Fojnica	7	5	4	94	46	20	14	58
Gornji Vakuf	140	2	2	705	562	86	6	935
Jajce	69	13	7	48	35	49	20	14
Kiseljak	60	6	5	60	60	70	50	100
Kreševo	46	9	7	130	50	11	50	3
Novi Travnik	5	5	4	90	70	80	1	45
Travnik	55	10	3	80	70	186	5	65
Vitez	7	12	10	90	190	165	-	330
HERCEGOVAČKO- NERETVANSKI	266	389	236	195	140	78	38	35
Čapljina	120	142	66	-	-	-	-	-
Čitluk	30	30	13	29	30	10	-	10
Grad Mostar	53	80	70	110	45	41	3	3
Jablanica	20	21	9	10	15	-	10	10
Konjic	12	81	51	26	29	9	8	12
Neum	5	7	5	10	11	14	9	-
Prozor-Rama	15	17	11	-	-	-	8	-
Ravno	1	3	3	10	10	-	-	-
Stolac	11	9	9	-	-	4	-	-
ZAPADNO- HERCEGOVAČKI	238	196	78	521	843	83	50	72
Grude	26	18	18	172	120	40	21	20
Ljubuški	68	145	38	130	600	40	12	22
Posušje	129	3	2	219	123	3	17	30
Grad Široki Brijeg	15	30	20	-	-	-	-	-
KANTON SARAJEVO	198	100	56	222	250	350	175	801
Centar Sarajevo	4	3	-	2	1	-	1	-
Hadžići	15	4	3	4	3	6	10	3
Ilidža	86	38	23	123	185	319	125	222
Ilijaš	25	15	15	30	30	25	25	25
Novi Grad Sarajevo	55	28	9	22	20	-	-	50
Novo Sarajevo	3	6	2	-	-	-	-	1
Stari Grad Sarajevo	4	-	-	-	-	-	-	-
Trnovo	-	-	-	41	11	-	10	500
Vogošća	6	6	4	-	-	-	4	-
KANTON 10	104	5	3	383	504	1364	35	2925
Bosansko Grahovo	1	-	-	2	2	-	-	10
Drvar	5	1	1	6	1	-	3	3
Glamoč	2	-	-	58	-	317	17	155
Kupres	7	-	-	-	-	59	-	63
Livno	34	3	1	95	140	100	10	1873
Tomislavgrad	55	1	1	222	361	888	5	821

PROIZVODNJA RANIH USJEVA U 2015. GODINI

PRODUCTION OF EARLY CROPS IN 2015.

	Pšenica <i>Wheat</i>	Raž <i>Rye</i>	Ječam <i>Barley</i>	Zob <i>Oats</i>
--	--------------------------------	--------------------------	-------------------------------	---------------------------

Požnjevena površina, ha

Harvested area, ha

Federacija Bosne i Hercegovine	19770	2148	8885	3194
Unsko-sanski	4905	568	838	1568
Kanton Posavski	3305	-	939	15
Tuzlanski	3702	303	535	506
Zeničko-dobojski	1874	62	451	170
Bosansko-podrinjski	68	2	22	6
Srednjobosanski	1770	392	1042	404
Hercegovačko neretvanski	268	24	273	37
Zapadnohercegovački	770	2	602	2
Kanton Sarajevo	134	61	183	115
Kanton 10	2974	734	4000	371

Ukupna proizvodnja, tona

Total production, tons

Federacija Bosne i Hercegovine	71925	6852	25299	8125
Unsko-sanski	19264	1810	2947	3879
Kanton Posavski	12082	-	3013	45
Tuzlanski	12448	735	1733	1212
Zeničko-dobojski	7010	192	1501	565
Bosansko-podrinjski	272	5	65	8
Srednjobosanski	5667	1244	3265	1235
Hercegovačko neretvanski	863	59	787	112
Zapadnohercegovački	2210	4	1556	4
Kanton Sarajevo	432	237	511	316
Kanton 10	11678	2565	9921	750

Prosječan prinos, t/ha

Yield t/ha

Federacija Bosne i Hercegovine	3,6	3,2	2,8	2,5
Unsko-sanski	3,9	3,2	3,5	2,5
Kanton Posavski	3,6	-	3,2	3,0
Tuzlanski	3,4	2,4	3,2	2,4
Zeničko-dobojski	3,7	3,1	3,3	3,3
Bosansko-podrinjski	4,0	2,6	2,9	1,3
Srednjobosanski	3,2	3,2	3,1	3,1
Hercegovačko neretvanski	3,2	2,4	2,9	3,1
Zapadnohercegovački	2,9	2,1	2,6	2,1
Kanton Sarajevo	3,2	3,9	2,8	2,7
Kanton 10	3,9	3,5	2,5	2,0

PROIZVODNJA RANOG VOĆA U 2015. GODINI
PRODUCTION OF EARLY FRUIT IN 2015.

	Trešnje <i>Cherry</i>	Višnje <i>Sour cherry</i>	Kajsije <i>Apricot</i>
--	---------------------------------	-------------------------------------	----------------------------------

Broj stabala sposobnih za rod

Number of bearing trees

Federacija Bosne i Hercegovine	555815	247872	76670
Unsko-sanski	28552	7430	1700
Kanton Posavski	1070	2960	885
Tuzlanski	193545	97502	41682
Zeničko-dobojski	65328	45387	2683
Bosansko-podrinjski	32800	8550	100
Srednjobosanski	15210	9760	25
Hercegovačko neretvanski	143945	28003	22250
Zapadnohercegovački	32250	8100	4650
Kanton Sarajevo	40350	38780	2695
Kanton 10	2765	1400	-

Ukupna proizvodnja, tona

Total production, tons

Federacija Bosne i Hercegovine	6440	2651	623
Unsko-sanski	305	68	9
Kanton Posavski	25	45	13
Tuzlanski	2821	1336	126
Zeničko-dobojski	623	338	15
Bosansko-podrinjski	130	22	1
Srednjobosanski	279	163	0,2
Hercegovačko neretvanski	1534	350	400
Zapadnohercegovački	331	56	52
Kanton Sarajevo	360	253	9
Kanton 10	34	21	-

Prosječan prinos, kg/stablu

Yield kg/tree

Federacija Bosne i Hercegovine	11,6	10,7	8,1
Unsko-sanski	10,7	9,1	5,0
Kanton Posavski	23,7	15,1	14,7
Tuzlanski	14,6	13,7	3,0
Zeničko-dobojski	9,5	7,4	5,4
Bosansko-podrinjski	4,0	2,6	5,0
Srednjobosanski	18,3	16,7	7,6
Hercegovačko neretvanski	10,7	12,5	18,0
Zapadnohercegovački	10,2	6,9	11,1
Kanton Sarajevo	8,9	6,5	3,4
Kanton 10	12,2	14,6	-

PROIZVODNJA KASNIH USJEVA U 2015. GODINI

PRODUCTION OF LATE CROPS IN 2015.

	Kukuruz <i>Maize-grain</i>	Krompir /krumpir <i>Potato</i>	Grah <i>Bean</i>	Luk crni <i>Onion</i>	Kupus <i>Cabbage</i>	Paradajz /rajčica <i>Tomato</i>
--	-------------------------------	--------------------------------------	---------------------	--------------------------	-------------------------	---------------------------------------

Požnjevena površina, ha

Harvested area, ha

Federacija Bosne i Hercegovine	47665	21933	3199	3284	2906	1881
Unsko-sanski	13910	2988	989	320	230	192
Kanton Posavski	5308	298	100	65	143	110
Tuzlanski	21343	7314	636	640	993	580
Zeničko-dobojski	4620	2119	432	1019	148	193
Bosansko-podrinjski	42	372	29	22	42	30
Srednjobosanski	1356	3282	630	323	547	85
Hercegovačko-neretvanski	109	2234	116	372	265	389
Zapadnohercegovački	743	1376	53	193	238	196
Kanton Sarajevo	209	1084	180	280	198	100
Kanton 10	25	866	35	51	103	5

Ukupna proizvodnja, tona

Total production, tons

Federacija Bosne i Hercegovine	187800	202536	4804	28825	33050	22958
Unsko-sanski	60753	22411	1151	1636	2978	2324
Kanton Posavski	13048	1919	119	521	2174	1886
Tuzlanski	92839	66916	1092	2544	3723	2708
Zeničko-dobojski	15823	16669	550	13140	1975	1595
Bosansko-podrinjski	30	5480	46	146	442	144
Srednjobosanski	2471	28124	1025	2351	8807	500
Hercegovačko-neretvanski	306	26418	219	5167	7606	11110
Zapadnohercegovački	1801	10212	96	1130	1903	2011
Kanton Sarajevo	646	9146	450	1896	1488	650
Kanton 10	85	15240	55	296	1954	29

Prosječan prinos, t/ha

Yield t/ha

Federacija Bosne i Hercegovine	3,9	9,2	1,5	8,8	11,4	12,2
Unsko-sanski	4,4	7,5	1,2	5,1	12,9	12,1
Kanton Posavski	2,5	6,4	1,2	8,0	15,2	17,1
Tuzlanski	4,3	9,1	1,7	4,0	3,7	4,7
Zeničko-dobojski	3,4	7,9	1,3	12,9	13,3	8,3
Bosansko-podrinjski	0,7	14,7	1,6	6,6	10,5	4,8
Srednjobosanski	1,8	8,6	1,6	7,3	16,1	5,9
Hercegovačko-neretvanski	2,8	11,8	1,9	13,9	28,8	28,5
Zapadnohercegovački	2,4	7,4	1,8	5,9	8,0	10,3
Kanton Sarajevo	3,1	8,4	2,5	6,8	7,5	6,5
Kanton 10	3,4	17,6	1,6	5,9	18,9	5,7

nastavak

continued

	Paprika <i>Green paper</i>	Djetelina <i>Clover</i>	Lucerka <i>/lucerna Lucerne</i>	Kukuruz, zeleni <i>Maize, green</i>	Stočna repa <i>Forage beet</i>	Travno djet.smjese <i>Grass.clov. mixtures</i>
--	--	-----------------------------------	---	---	--	--

Požnjevena površina, hektara*Harvested area, ha*

Federacija Bosne i Hercegovine	1458	11542	11250	21320	752	16557
Unsko-sanski	198	2227	1827	6075	1	2368
Kanton Posavski	59	314	376	710	10	236
Tuzlanski	509	2134	2134	11401	11	3150
Zeničko-dobojski	223	3657	2582	694	223	5587
Bosansko-podrinjski	34	93	937	19	13	65
Srednjobosanski	63	1823	1676	828	200	1708
Hercegovačko-neretvanski	234	195	140	78	38	30
Zapadnohercegovački	78	521	843	83	50	72
Kanton Sarajevo	56	222	230	175	171	765
Kanton 10	3	356	505	1257	35	2577

Ukupna proizvodnja, tona*Total production, tons*

Federacija Bosne i Hercegovine	14111	40939	42435	342699	9307	53776
Unsko-sanski	2161	6025	5845	111083	5	7417
Kanton Posavski	591	2373	2341	21050	156	1843
Tuzlanski	1728	7682	7303	154363	127	7823
Zeničko-dobojski	1707	11800	8466	9513	2190	17325
Bosansko-podrinjski	108	375	4257	329	164	269
Srednjobosanski	348	8574	8091	18361	3159	5907
Hercegovačko-neretvanski	6731	544	442	525	633	93
Zapadnohercegovački	350	1045	1805	450	194	147
Kanton Sarajevo	362	802	780	2887	2301	2710
Kanton 10	26	1720	3106	24138	379	10244

Prosječan prinos, t/ha*Yield t/ha*

Federacija Bosne i Hercegovine	9,7	3,5	3,8	16,1	12,4	3,2
Unsko-sanski	10,9	2,7	3,2	18,3	5,0	3,1
Kanton Posavski	10,0	7,6	6,2	29,6	15,6	7,8
Tuzlanski	3,4	3,6	3,4	13,5	11,5	2,5
Zeničko-dobojski	7,7	3,2	3,3	13,7	9,8	3,1
Bosansko-podrinjski	3,2	4,0	4,5	17,3	12,6	4,1
Srednjobosanski	5,5	4,7	4,8	22,2	15,8	3,5
Hercegovačko-neretvanski	28,7	2,8	3,2	6,8	16,7	3,1
Zapadnohercegovački	4,5	2,0	2,1	5,4	3,9	2,0
Kanton Sarajevo	6,5	3,6	3,4	16,5	13,5	3,5
Kanton 10	8,5	4,8	6,2	19,2	10,8	4,0

PROIZVODNJA KASNOG VOĆA U 2015. GODINI

PRODUCTION OF LATE FRUIT IN 2015.

	Jabuke <i>Apple</i>	Kruške <i>Pear</i>	Šljive <i>Plum</i>	Breskve <i>Peach</i>	Orasi <i>Walnut</i>
--	-------------------------------	------------------------------	------------------------------	--------------------------------	-------------------------------

Broj stabala sposobnih za rod

Number of bearing trees

Federacija Bosne i Hercegovine	3279235	1261494	5907930	489179	372742
Unsko-sanski	155231	59900	928248	3880	74875
Kanton Posavski	15350	7050	108500	2050	3170
Tuzlanski	1324352	558347	2714350	47562	85145
Zeničko-dobojski	458321	165991	582506	5300	35965
Bosansko-podrinjski	131280	58200	244100	600	48400
Srednjobosanski	231909	111765	405152	45	31895
Hercegovačko neretvanski	665850	93115	506760	408580	33512
Zapadnohercegovački	36920	10775	35080	18250	11730
Kanton Sarajevo	234547	187051	301989	2900	24050
Kanton 10	25475	9300	81245	12	24000

Ukupna proizvodnja, tona

Total production, tons

Federacija Bosne i Hercegovine	41929	11719	45685	6957	3972
Unsko-sanski	2015	566	3543	9	1059
Kanton Posavski	231	100	1493	16	42
Tuzlanski	13121	4055	25794	348	424
Zeničko-dobojski	7430	2016	4655	51	565
Bosansko-podrinjski	3180	576	246	0	248
Srednjobosanski	4629	1531	5163	1	488
Hercegovačko neretvanski	7658	719	2204	6316	265
Zapadnohercegovački	335	52	171	204	98
Kanton Sarajevo	3132	2055	2073	13	552
Kanton 10	198	51	342	0	231

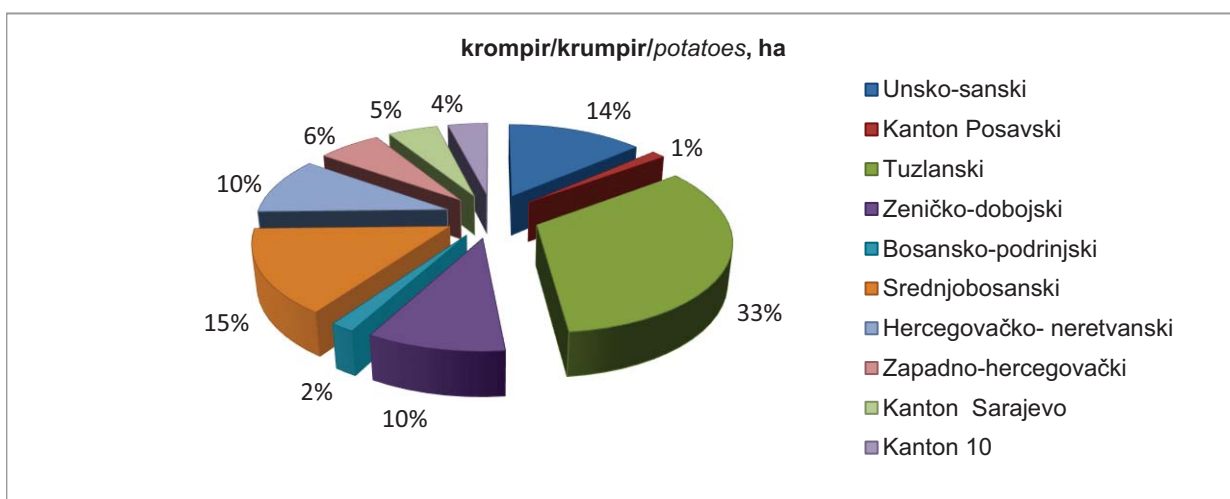
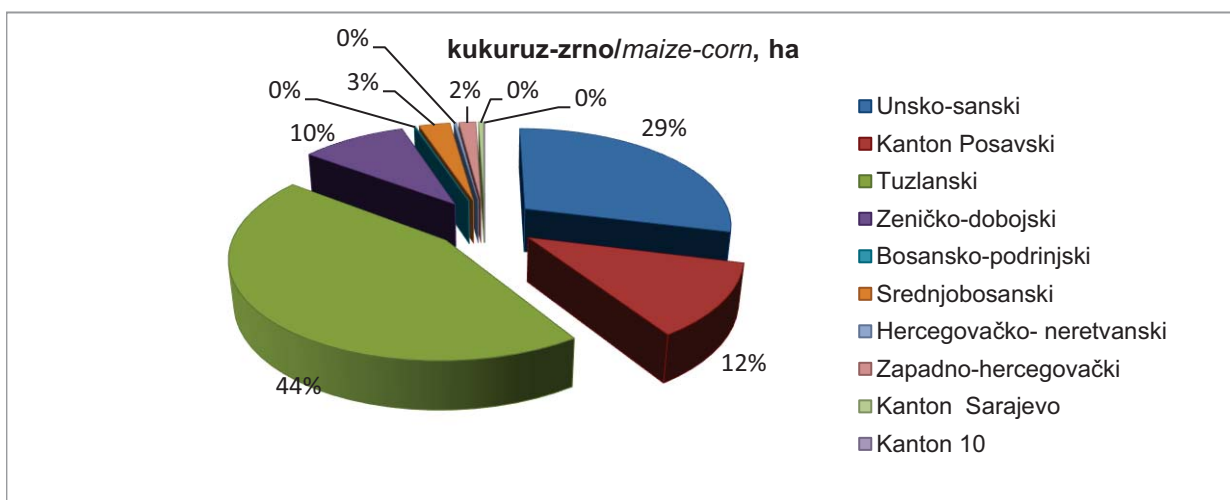
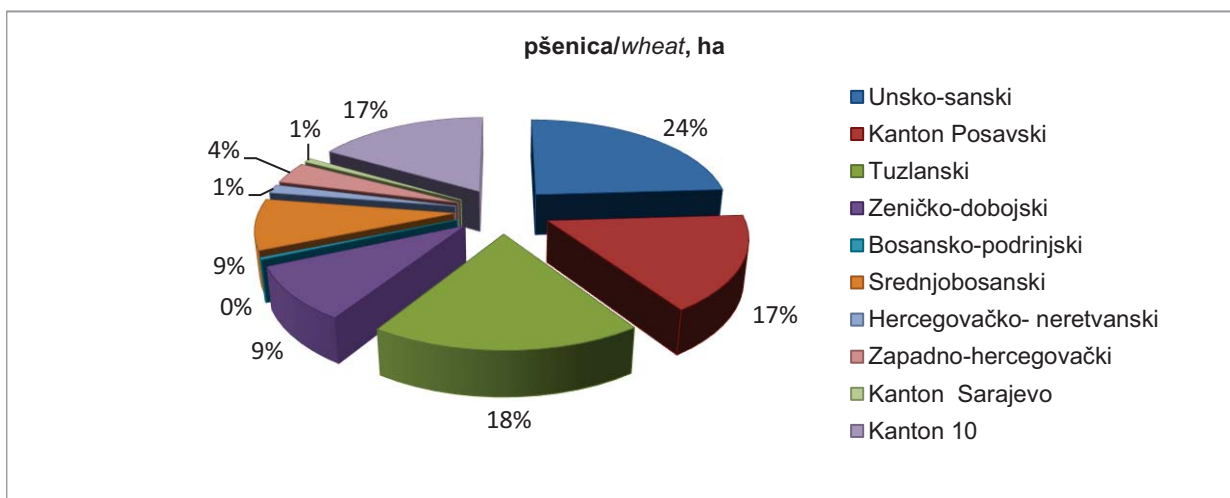
Prosječan prinos, kg po stablu

Yield kg/tree

Federacija Bosne i Hercegovine	12,8	9,3	7,7	14,2	10,7
Unsko-sanski	13,0	9,4	3,8	2,2	14,1
Kanton Posavski	15,0	14,1	13,8	7,8	13,3
Tuzlanski	9,9	7,3	9,5	7,3	5,0
Zeničko-dobojski	16,2	12,1	8,0	9,6	15,7
Bosansko-podrinjski	24,2	9,9	1,0	0,0	5,1
Srednjobosanski	20,0	13,7	12,7	12,7	15,3
Hercegovačko neretvanski	11,5	7,7	4,3	15,5	7,9
Zapadnohercegovački	9,1	4,8	4,9	11,2	8,4
Kanton Sarajevo	13,4	11,0	6,9	4,3	23,0
Kanton 10	7,8	5,5	4,2	3,0	9,6

ZASIJANE POVRŠINE GLAVNIH RATARSKIH USJEVA PO KANTONIMA, 2015

SOWN AREA WITH MAIN CROPS BY CANTONS, 2015



PRINOSI USJEVA, VOĆA I GROŽĐA PO KANTONIMA I OPĆINAMA U 2015. GODINI
CROP, FRUIT AND GRAPES PRODUCTION BY CANTONS AND MUNICIPALITIES IN 2015.

	Pšenica <i>Wheat</i>		Raž <i>Rye</i>		Ječam <i>Barley</i>		Zob <i>Oats</i>		Kukuruz-zrno <i>Maize - grain</i>	
	ukupan prinos, t <i>total pro- duction, t</i>	prinos t/ha <i>yield t/ha</i>	ukupan prinos, t <i>total pro- duction, t</i>	prinos t/ha <i>yield t/ha</i>	ukupan prinos, t <i>total pro- duction, t</i>	prinos t/ha <i>yield t/ha</i>	ukupan prinos, t <i>total pro- duction, t</i>	prinos t/ha <i>yield t/ha</i>	ukupan prinos, t <i>total pro- duction, t</i>	prinos t/ha <i>yield t/ha</i>
UNSKO-SANSKI	19264	3,9	1810	3,2	2947	3,5	3879	2,5	60753	4,4
Grad Bihać	1636	4,0	540	3,0	220	2,5	170	2,5	936	3,6
Bosanska Krupa	4500	4,5	225	4,5	200	4,0	300	2,0	1400	2,0
Bosanski Petrovac	80	4,0	96	1,9	209	3,8	660	3,3	15	1,0
Bužim	240	4,0	-	-	70	3,5	30	3,0	1080	4,5
Cazin	7100	3,5	350	3,5	800	4,0	2125	2,5	7800	2,0
Ključ	120	3,0	4	2,0	180	3,0	100	2,5	2700	4,5
Sanski Most	1088	3,1	595	3,2	1088	3,4	374	1,7	11822	3,7
Velika Kladuša	4500	4,5	-	-	180	4,0	120	4,0	35000	7,0
KANTON POSAVSKI	12082	3,6	-	-	3013	3,2	45	3,0	13048	2,5
Domaljevac-Šamac	1500	5,0	-	-	250	5,0	-	-	2100	3,0
Odžak	4557	3,7	-	-	740	3,3	45	3,0	7654	3,5
Orašje	6025	3,4	-	-	2024	3,0	-	-	3294	1,4
TUZLANSKI	12448	3,4	735	2,4	1733	3,2	1212	2,4	92839	4,3
Banovići	325	2,8	25	2,5	35	2,3	83	2,3	1552	4,0
Čelić	595	3,4	50	2,0	297	3,3	100	2,0	1465	2,9
Doboj Istok	775	5,0	-	-	135	4,5	-	-	1160	4,0
Gračanica	1295	3,7	90	3,6	57	3,8	16	3,1	7540	2,6
Gradačac	4370	3,8	-	-	72	3,6	158	3,5	18650	5,0
Kalesija	1152	3,2	-	-	280	3,5	122	2,7	12160	3,8
Kladanj	97	3,6	3	3,0	3	3,1	22	3,2	1026	2,7
Lukavac	1975	2,5	447	2,2	456	3,0	418	2,2	27001	6,0
Sapna	75	2,5	-	-	13	2,5	9	1,5	450	3,0
Srebrenik	268	2,3	16	2,0	81	2,2	135	1,9	9240	4,0
Teočak	320	4,0	11	3,5	175	3,5	90	3,0	1575	3,5
Grad Tuzla	362	3,0	7	2,2	50	3,3	6	2,1	2520	3,0
Živinice	839	3,6	88	3,5	80	3,2	54	3,0	8500	5,0
ZENIČKO-DOBOJSKI	7010	3,7	192	3,1	1501	3,3	565	3,3	15823	3,4
Breza	385	4,7	-	-	120	4,0	76	3,8	68	2,7
Doboj Jug	84	3,5	-	-	6	3,0	6	3,0	104	2,0
Kakanj	406	3,5	3	2,5	126	3,0	23	2,5	423	3,0
Maglaj	193	3,5	18	2,5	63	3,0	-	-	441	3,0
Olovo	35	3,5	-	0,0	6	3,0	6	3,0	60	3,0
Tešanj	980	3,5	-	0,0	126	2,8	84	2,8	4800	3,0
Usora	2800	4,0	103	4,1	722	3,8	280	4,0	6290	3,7
Vareš	39	3,0	8	2,0	12	2,0	10	2,0	-	-
Visoko	1000	3,5	17	2,8	107	2,8	24	3,0	752	3,2
Zavidovići	210	3,5	6	3,0	9	3,0	12	3,0	1450	5,0
Grad Zenica	824	3,5	30	2,0	79	1,7	44	2,2	410	2,0
Žepče	54	4,5	9	4,5	125	5,0	-	-	1025	5,0
BOSANSKO- PODRINJSKI	272	4,0	5	2,6	65	2,9	8	1,3	30	0,7
Foča	48	4,0	-	-	7	3,5	-	-	-	-
Goražde	192	4,0	5	2,6	34	2,8	4	2,0	26	0,7
Pale	32	4,0	-	-	24	3,0	4	1,0	4	2,0

	Pšenica		Raž		Ječam		Zob		Kukuruz-zrno	
	Wheat		Rye		Barley		Oats		Maize - grain	
	ukupan prinos, t <i>total pro- duction, t</i>	prinos t/ha <i>yield t/ha</i>	ukupan prinos, t <i>total pro- duction, t</i>	prinos t/ha <i>yield t/ha</i>	ukupan prinos, t <i>total pro- duction, t</i>	prinos t/ha <i>yield t/ha</i>	ukupan prinos, t <i>total pro- duction, t</i>	prinos t/ha <i>yield t/ha</i>	ukupan prinos, t <i>total pro- duction, t</i>	prinos t/ha <i>yield t/ha</i>
SREDNJOBOSANSKI	5667	3,2	1244	3,2	3265	3,1	1235	3,1	2471	1,8
Bugojno	692	4,2	400	4,0	798	4,2	280	4,0	275	5,5
Busovača	480	3,0	54	2,7	88	2,5	150	2,5	420	1,2
Dobretići	1	1,6	-	-	1	1,6	1	1,5	4	7,0
Donji Vakuf	104	4,0	24	3,0	40	4,0	20	4,0	85	5,0
Fojnica	389	3,3	128	3,2	120	3,0	66	3,0	84	2,7
Gornji Vakuf-Uskoplje	720	3,0	93	2,9	576	3,2	105	3,0	28	3,5
Jajce	285	3,0	18	3	261	3,0	38	1,5	524	2,0
Kiseljak	261	2,9	300	3,0	120	3,0	120	3,0	111	1,3
Kreševo	84	2,8	45	3,0	87	2,9	46	2,7	36	3,0
Novi Travnik	400	2,5	150	2,5	300	2,5	-	-	205	2,3
Travnik	980	2,7	13	2,6	275	2,5	60	2,0	100	2,0
Vitez	1271	4,0	20	4,0	600	3,0	350	3,5	600	1,5
HERCEGOVAČKO- NERETVANSKI	863	3,2	59	2,4	787	2,9	112	3,1	306	2,8
Čapljina	18	3,5	-	-	14	2,8	-	-	30	6,0
Čitluk	88	3,5	-	-	144	3,5	-	-	60	4,0
Grad Mostar	74	2,3	24	2,0	10	2,0	10	2,0	31	1,8
Jablanica	4	2,0	8	2,0	10	2,0	6	1,6	15	1,0
Konjic	8	2,0	2	1,5	122	2,0	35	3,5	10	1,0
Neum	210	3,0	24	4,0	204	3,0	-	-	35	5,0
Prozor-Rama	10	2,0	1	1,0	46	2,0	1	1,0	20	1,0
Ravno	120	4,0	-	-	80	4,0	40	4,0	35	3,5
Stolac	333	3,5	-	-	158	3,5	20	3,0	70	7,0
ZAPADNO- HERCEGOVAČKI	2210	2,9	4	2,1	1556	2,6	4	2,1	1801	2,4
Grude	279	3,1	-	-	342	2,9	-	-	500	2,5
Ljubuški	476	2,8	-	-	432	2,7	-	-	490	3,5
Posušje	375	2,5	4	2,1	207	2,2	4	2,1	61	0,4
Grad Široki Brijeg	1080	3,0	-	-	575	2,5	-	-	750	3,0
KANTON SARAJEVO	432	3,2	237	3,9	511	2,8	316	2,7	646	3,1
Centar Sarajevo	-	-	-	-	-	-	-	-	4	1,8
Hadžići	123	3,5	54	3,2	57	3,0	45	3,0	12	4,0
Ilidža	60	3,0	-	-	43	2,5	20	2,5	80	1,0
Ilijaš	200	4,0	175	5,0	360	3,0	240	3,0	500	5,0
Novi Grad Sarajevo	30	3,0	-	-	11	2,7	5	2,5	48	2,4
Novo Sarajevo	-	-	-	-	-	-	-	-	-	-
Stari Grad Sarajevo	-	-	-	-	-	-	-	-	-	-
Trnovo	10	2,0	4	2,2	40	2,0	3	1,6	-	-
Vogošća	10	0,7	3	0,4	1	0,3	2	0,3	3	0,7
KANTON 10	11678	3,9	2565	3,5	9921	2,5	750	2,0	85	3,4
Bosansko Grahovo	614	3,1	24	2,4	29	1,7	21	1,6	-	-
Drvar	13	6,3	12	6,0	189	3,0	12	3,0	68	4,5
Glamoč	4760	4,0	200	2,5	2379	3,0	75	2,5	-	-
Kupres	175	2,7	190	2,0	740	2,0	285	1,5	-	-
Livno	1596	2,4	231	2,2	4085	1,9	64	1,6	17	1,7
Tomislavgrad	4521	5,4	1908	4,3	2499	4,1	294	3,1	-	-

	Krompir		Grah		Luk crni		Kupus		Paradajz	
	Potato		Bean		Onion		Cabbage		Tomato	
	ukupan prinos, t <i>total pro- duction, t</i>	prinos t/ha <i>yield t/ha</i>	ukupan prinos, t <i>total pro- duction, t</i>	prinos t/ha <i>yield t/ha</i>	ukupan prinos, t <i>total pro- duction, t</i>	t/ha <i>yield t/ha</i>	ukupan prinos, t <i>total pro- duction, t</i>	prinos t/ha <i>yield t/ha</i>	ukupan prinos, t <i>total pro- duction, t</i>	prinos t/ha <i>yield t/ha</i>
UNSKO-SANSKI	22411	7,5	1151	1,2	1636	5,1	2978	12,9	2324	12,1
Grad Bihać	346	4,0	19	2,1	53	1,7	456	12,0	173	17,3
Bosanska Krupa	1200	4,0	40	0,2	80	4,0	75	2,5	88	3,5
Bosanski Petrovac	3060	17,0	5	0,5	150	15,0	-	-	-	-
Bužim	880	10,0	150	2,0	168	7,0	9	3,0	165	11,0
Cazin	3150	3,5	-	-	440	4,0	8	2,5	50	10,0
Ključ	720	4,0	70	1,0	50	5,0	36	6,0	77	7,0
Sanski Most	12015	12,1	468	1,1	620	6,2	2355	16,8	1592	13,3
Velika Kladuša	1040	4,0	400	2,0	75	5,0	40	4,0	180	30,0
KANTON POSAVSKI	1919	6,4	119	1,2	521	8,0	2174	15,2	1886	17,1
Domaljevac-Šamac	50	2,0	15	1,0	5	1,0	14	2,0	50	5,0
Odžak	1144	8,9	76	2,0	320	10,0	1800	18,0	990	18,0
Orašje	725	5,0	28	0,6	196	7,0	360	10,0	846	18,8
TUZLANSKI	66916	9,1	1092	1,7	2544	4,0	3723	3,7	2708	4,7
Banovići	2288	7,5	63	1,0	8	2,5	5	1,0	57	3,0
Čelić	780	10,0	40	1,0	225	5,0	96	8,0	120	8,0
Doboj Istok	2850	15,0	-	-	90	9,0	40	20,0	40	20,0
Gračanica	6426	7,1	-	-	304	3,2	134	3,2	181	4,3
Gradačac	6500	10,0	495	3,0	525	3,5	2800	4,0	270	3,0
Kalesija	7740	9,0	200	2,5	150	2,5	75	3,0	163	2,5
Kladanj	1900	5,0	-	-	51	3,0	7	7,0	6	4,0
Lukavac	13602	16,0	18	0,3	225	5,0	180	1,5	717	6,5
Sapna	1120	7,0	1	0,5	6	2,0	3	3,0	12	4,0
Srebrenik	4750	10,0	122	2,0	360	4,0	193	3,5	293	3,8
Teočak	480	6,0	6	0,5	60	5,0	-	-	50	10,0
Grad Tuzla	6000	10,0	8	0,5	200	8,0	80	8,0	100	10,0
Živinice	12481	7,0	140	1,0	340	4,0	110	5,5	701	5,0
ZENIČKO-DOBOJSKI	16669	7,9	550	1,3	13140	12,9	1975	13,3	1595	8,3
Breza	2100	12,0	10	0,5	280	7,0	50	5,0	72	5,5
Doboj Jug	77	2,2	1	0,5	6	1,5	2	1,0	5	1,0
Kakanj	926	4,8	49	0,9	120	3,0	44	4,4	57	2,6
Maglaj	567	3,5	6	0,4	75	3,0	50	5,0	41	4,5
Olovo	500	10,0	45	3,0	50	5,0	24	6,0	40	10,0
Tešanj	1140	3,8	35	1,0	120	3,0	360	8,0	80	3,2
Usora	250	5,0	3	1,0	7	2,0	18	3,5	8	2,1
Vareš	371	7,0	3	1,0	9	3,0	-	-	-	-
Visoko	1980	4,0	194	1,0	210	6,0	350	14,0	440	11,0
Zavidovići	1650	15,0	152	4,0	255	15,0	110	22,0	340	20,0
Grad Zenica	6770	15,0	52	1,0	12004	15,0	967	29,9	459	10,2
Žepče	338	7,5	-	-	4	4,0	-	-	54	6,0
BOSANSKO- PODRINJSKI	5480	14,7	46	1,6	146	6,6	442	10,5	144	4,8
Foča	780	15,0	6	1,2	30	6,0	22	11,0	19	4,8
Goražde	4.500	15,0	24	1,2	60	6,0	385	11,0	115	4,8
Pale	200	10,0	16	4,0	56	8,0	35	7,0	10	5,0

	Krompir/krompir		Grah		Luk crni		Kupus		Paradajz/rajčica	
	Potato		Bean		Onion		Cabbage		Tomato	
	ukupan prinos, t <i>total pro- duction, t</i>	prinos t/ha <i>yield t/ha</i>	ukupan prinos, t <i>total pro- duction, t</i>	prinos t/ha <i>yield t/ha</i>	ukupan prinos, t <i>total pro- duction, t</i>	prinos t/ha <i>yield t/ha</i>	ukupan prinos, t <i>total pro- duction, t</i>	prinos t/ha <i>yield t/ha</i>	ukupan prinos, t <i>total pro- duction, t</i>	prinos t/ha <i>yield t/ha</i>
SREDNJOBOSANSKI	28124	8,6	1025	1,6	2351	7,3	8807	16,1	500	5,9
Bugojno	5235	17,9	20	0,5	600	15,0	3770	29,0	150	15,0
Busovača	1215	4,5	140	1,0	30	2,0	105	7,0	45	3,0
Dobretići	114	8,9	3	5,0	20	40,0	15	30,0	2	17,0
Donji Vakuf	56	2,0	35	2,3	18	6,0	360	30,0	42	32,7
Fojnica	4182	8,2	175	2,5	234	3,6	112	16,0	33	6,6
Gornji Vakuf	4572	6,0	13	1,2	294	14,0	2660	19,0	20	10,0
Jajce	7230	15,0	420	2,0	315	7,0	690	10,0	104	8,0
Kiseljak	1300	10,0	120	3,0	600	10,0	720	12,0	48	8,0
Kreševo	1140	6,0	30	1,0	104	4,0	138	3,0	9	1,0
Novi Travnik	751	5,0	13	1,0	18	2,5	35	7,0	30	6,0
Travnik	830	4,1	21	0,7	38	1,5	132	2,4	3	0,4
Vitez	1500	6,0	36	1,2	81	5,4	70	10,0	14	1,2
HERCEGOVAČKO- NERETVANSKI	26418	11,8	219	1,9	5167	13,9	7606	28,8	11110	28,5
Čapljina	6000	20,0	-	-	140	20,0	4800	40,0	7165	50,6
Čitluk	3960	11,0	6	2,0	750	25,0	450	15,0	450	15,0
Grad Mostar	7226	9,3	172	2,1	605	5,5	1148	21,9	281	3,5
Jablanica	1200	10,0	10,5	1,5	300	10,0	200	10,0	315	15,0
Konjic	2860	13,0	12	1,5	3000	20,0	308	28,0	2430	30,0
Neum	390	6,0	-	-	70	7,0	35	7,0	35	5,0
Prozor-Rama	1512	9,0	14	1,0	230	10,0	225	15,0	119	7,0
Ravno	420	14,0	-	-	30	6,0	-	-	60	20,0
Stolac	2850	15,0	5	2,5	42	6,0	440	40,0	255	30,0
ZAPADNO- HERCEGOVAČKI	10212	7,4	96	1,8	1130	5,9	1903	8,0	2011	10,3
Grude	1767	4,1	20	2,0	81	3,5	104	4,0	76	4,2
Ljubuški	5760	18,0	23	1,5	960	8,0	1496	22,0	1885	13,0
Posušje	585	1,8	23	1,8	50	2,5	258	2,0	5	1,8
Grad Široki Brijeg	2100	7,0	30	2,0	39	1,3	45	3,0	45	1,5
KANTON SARAJEVO	9146	8,4	450	2,5	1896	6,8	1488	7,5	650	6,5
Centar Sarajevo	140	7,0	-	-	55	5,0	28	8,0	12	4,0
Hadžići	3840	12,0	245	7,0	162	9,0	180	12,0	24	6,0
Ilidža	2808	12,0	40	0,8	900	9,0	688	8,0	304	8,0
Ilijaš	1070	5,4	100	2,0	60	3,0	125	5,0	60	4,0
Novi Grad Sarajevo	342	3,6	11	1,0	448	5,6	418	7,6	199	7,1
Novo Sarajevo	100	10,0	9	3,0	48	8,0	33	11,0	48	8,0
Stari Grad Sarajevo	350	10,0	30	3,0	144	8,0	16	4,0	-	-
Trnovo	450	10,0	14	1,0	75	5,0	-	-	-	-
Vogošća	46	0,4	1	0,2	4	0,3	0	0,1	4	0,6
KANTON 10	15240	17,6	55	1,6	296	5,9	1954	18,9	29	5,7
Bosansko Grahovo	471	8,5	5	5,0	6	4,0	4	12,5	-	-
Drvar	144	24,0	22	1,6	42	4,2	91	18,2	5	4,5
Glamoč	5955	18,6	4	1,0	51	3,0	20	10,0	-	-
Kupres	120	10,0	-	-	18	9,0	56	8,0	-	-
Livno	2300	10,0	21	1,5	59	3,9	408	12,0	6	2,0
Tomislavgrad	6250	25,0	3	1,3	120	24,0	1375	25,0	18	18,0

nastavak
continued

	Djetelina <i>Clover</i>		Lucerka/lucerna <i>Lucerne</i>		Kukuruz, zeleni <i>Maize, green</i>		Stočna repa <i>Forage beet</i>		Trav. djet. smjese <i>Grass.clov.mixtures</i>	
	ukupan prinos, t <i>total pro- duction, t</i>	prinos t/ha <i>yield t/ha</i>	ukupan prinos, t <i>total pro- duction, t</i>	prinos t/ha <i>yield t/ha</i>	ukupan prinos, t <i>total pro- duction, t</i>	prinos t/ha <i>yield t/ha</i>	ukupan prinos, t <i>total pro- duction, t</i>	prinos t/ha <i>yield t/ha</i>	ukupan prinos, t <i>total pro- duction, t</i>	prinos t/ha <i>yield t/ha</i>
UNSKO-SANSKI	6025	2,7	5845	3,2	111083	18,3	5	5,0	7417	3,1
Grad Bihać	-	-	-	-	-	-	-	-	-	-
Bosanska Krupa	1800	1,8	1600	2,0	25800	15,6	-	-	1600	2,0
Bosanski Petrovac	-	-	-	-	213	2,5	-	-	-	-
Bužim	2170	3,5	2240	4,0	11320	24,6	-	-	3075	4,3
Cazin	500	2,5	125	2,5	17550	13,0	-	-	1925	3,5
Ključ	200	4,0	480	4,0	12000	15,0	5	5,0	400	4,0
Sanski Most	605	3,1	500	3,4	26201	19,7	-	-	357	1,9
Velika Kladuša	750	5,0	900	6,0	18000	45,0	-	-	60	4,0
KANTON POSAVSKI	2373	7,6	2341	6,2	21050	29,6	156	15,6	1843	7,8
Domaljevac-Šamac	30	1,0	10	1,0	50	5,0	-	-	-	-
Odžak	2300	10,0	2200	10,0	21000	30,0	30	10,0	1840	8,0
Orašje	43	0,8	131	0,9	-	-	126	18,0	3	0,5
TUZLANSKI	7682	3,6	7303	3,4	154363	13,5	127	11,5	7823	2,5
Banovići	28	5,5	28	5,5	323	7,5	-	-	325	6,5
Čelić	780	3,0	810	3,0	1760	8,0	-	-	357	2,3
Doboj Istok	920	4,0	495	4,5	1500	25,0	-	-	960	3,0
Gračanica	2198	3,7	2067	3,9	11440	14,3	-	-	859	1,7
Gradačac	96	3,1	84	3,1	24857	5,7	28	14,0	182	0,7
Kalesija	285	3,0	855	3,0	57000	30,0	-	-	2565	2,7
Kladanj	22	2,7	-	-	14	2,7	-	-	-	-
Lukavac	220	4,0	180	3,0	32000	20,0	-	-	210	3,5
Sapna	269	1,5	236	1,5	1040	13,0	-	-	163	1,0
Srebrenik	455	2,2	837	2,7	2610	18,0	99	11,0	287	1,3
Teočak	360	3,0	512	3,2	-	-	-	-	90	2,0
Grad Tuzla	300	3,0	120	3,0	7000	20,0	-	-	500	2,5
Živinice	1750	7,0	1080	6,0	14820	8,1	-	-	1326	5,0
ZENIČKO-DOBOJSKI	11800	3,2	8466	3,3	9513	13,7	2190	9,8	17325	3,1
Breza	1450	5,0	1632	5,1	237	3,0	405	5,4	1200	4,8
Doboj Jug	196	2,0	200	2,0	60	1,5	-	-	188	2,0
Kakanj	533	1,8	626	2,0	193	5,5	49	3,5	650	2,6
Maglaj	140	1,5	96	1,5	728	13,0	23	4,5	251	1,5
Olovo	12	4,0	12	4,0	-	-	10	5,0	3	3,0
Tešanj	3640	2,8	3080	2,8	700	10,0	660	11,0	1500	2,5
Usora	88	2,5	55	2,2	300	6,0	-	-	56	2,8
Vareš	35	3,5	7	3,5	-	-	-	-	180	3,0
Visoko	3000	4,0	2000	5,0	6856	21,2	243	9,0	4500	2,5
Zavidovići	1920	4,0	200	4,0	200	20,0	160	20,0	8000	4,0
Grad Zenica	112	3,5	120	4,0	240	8,0	640	20,0	84	2,4
Žepče	675	2,5	438	2,5	-	-	-	-	713	2,3
BOSANSKO- PODRINJSKI	375	4,0	4257	4,5	329	17,3	164	12,6	269	4,1
Foča	105	3,5	158	4,5	9	3,0	30	6,0	105	3,0
Goražde	189	3,5	4019	4,5	320	20,0	120	20,0	64	3,2
Pale	81	9,0	81	9,0	-	-	14	7,0	100	10,0

	Djetelina <i>Clover</i>		Lucerka/lucerna <i>Lucerne</i>		Kukuruz, zeleni <i>Maize, green</i>		Stočna repa <i>Forage beet</i>		Trav.djet. smjese <i>Grass.clov.mixtures</i>	
	ukupan prinos, t <i>total pro- duction, t</i>	prinos t/ha <i>yield t/ha</i>	ukupan prinos, t <i>total pro- duction, t</i>	prinos t/ha <i>yield t/ha</i>	ukupan prinos, t <i>total pro- duction, t</i>	prinos t/ha <i>yield t/ha</i>	ukupan prinos, t <i>total pro- duction, t</i>	prinos t/ha <i>yield t/ha</i>	ukupan prinos, t <i>total pro- duction, t</i>	prinos t/ha <i>yield t/ha</i>
SREDNJOBOSANSKI	8574	4,7	8091	4,8	18361	22,2	3159	15,8	5907	3,5
Bugojno	2604	6,2	3770	6,5	5120	32,0	800	20,0	672	4,2
Busovača	171	1,8	9	1,8	450	15,0	91	7,0	100	2,0
Dobretići	2	5,0	-	-	-	-	12	6,0	-	-
Donji Vakuf	270	18,0	216	18,0	346	19,9	90	30,0	4	1,0
Fojnica	279	3,1	130	3,1	210	14,0	120	8,0	174	3,0
Gornji Vakuf	3525	5,0	2248	4,0	1462	17,0	42	7,0	3553	3,8
Jajce	168	3,5	123	3,5	1470	30,0	600	30,0	42	3,0
Kiseljak	210	3,5	210	3,5	2100	30,0	500	10,0	360	3,6
Kreševo	260	2,0	100	2,0	66	6,0	900	18,0	6	2,0
Novi Travnik	405	4,5	175	2,5	280	3,5	4	4,0	8	2,0
Travnik	320	4,0	350	5,0	2623	18,1	-	-	130	2,6
Vitez	360	4,0	760	4,0	4234	25,7	-	-	858	2,6
HERCEGOVAČKO- NERETVANSKI	544	2,8	442	3,2	525	6,8	633	16,7	93	3,1
Čapljina	-	-	-	-	-	-	-	-	-	-
Čitluk	87	3,0	105	3,5	150	15,0	-	-	30	3,0
Grad Mostar	253	2,3	99	2,2	127	3,1	9	3,0	6	2,1
Jablanica	40	4,0	60	4,0	-	-	200	20,0	15	3,0
Konjic	104	4,0	115	4,0	171	19,0	320	40,0	42	3,5
Neum	20	2,0	33	3,0	42	3,0	72	8,0	-	-
Prozor	-	-	-	-	-	-	32	4,0	-	-
Ravno	40	4,0	30	3,0	-	-	-	-	-	-
Stolac	-	-	-	-	35	10,0	-	-	-	-
ZAPADNO- HERCEGOVAČKI	1045	2,0	1805	2,1	450	5,4	194	3,9	147	2,0
Grude	396	2,3	276	2,3	164	4,1	67	3,2	48	2,4
Ljubuški	299	2,3	1320	2,2	280	7,0	96	8,0	51	2,3
Posušje	350	1,6	209	1,7	6	1,9	31	1,8	48	1,6
Grad Široki Brijeg	-	-	-	-	-	-	-	-	-	-
KANTON SARAJEVO	802	3,6	780	3,4	2887	16,5	2301	13,5	2710	3,5
Centar Sarajevo	5	2,5	3	2,5	-	-	16	16,0	-	-
Hadžići	26	6,5	14	4,5	102	17,0	180	18,0	17	5,5
Ilidža	369	3,0	495	3,0	2160	15,0	1875	15,0	465	2,5
Ilijaš	120	4,0	120	4,0	625	25,0	150	6,0	75	3,0
Novi Grad Sarajevo	77	3,5	72	3,6	-	-	-	-	150	3,0
Novo Sarajevo	-	-	-	-	-	-	-	-	3	3,0
Stari Grad Sarajevo	-	-	-	-	-	-	-	-	-	-
Trnovo	205	5,0	77	7,0	-	-	80	8,0	2000	4,0
Vogošća	-	-	-	-	-	-	-	-	-	-
KANTON 10	1720	4,8	3106	6,2	24138	19,2	379	10,8	10244	4,0
Bosansko Grahovo	7	3,5	2	0,7	-	-	-	-	-	-
Drvar	29	4,8	-	-	-	-	21	7,0	12	3,9
Glamoč	129	2,6	-	-	4358	16,6	153	9,0	165	3,0
Kupres	-	-	-	-	338	3,8	-	-	122	4,5
Livno	323	3,4	490	3,5	2200	22,0	180	18,0	6556	3,5
Tomislavgrad	1232	6,1	2614	7,2	17242	21,4	25	5,0	3390	5,5

	Jabuke <i>Apple</i>		Kruške <i>Pear</i>		Šljive <i>Plum</i>		Breskve <i>Peach</i>		Orasi <i>Walnut</i>	
	ukupan prinos,t <i>total pro- duction, t</i>	prinos kg/stablu <i>yield kg/tree</i>	ukupan prinos,t <i>total pro- duction, t</i>	prinos kg/stablu <i>yield kg/tree</i>	ukupan prinos,t <i>total pro- duction, t</i>	prinos kg/stablu <i>yield kg/tree</i>	ukupan prinos,t <i>total pro- duction, t</i>	prinos kg/stablu <i>yield kg/tree</i>	ukupan prinos,t <i>total pro- duction, t</i>	prinos kg/stablu <i>yield kg/tree</i>
UNSKO-SANSKI	2015	13,0	566	9,4	3543	3,8	9	2,2	1059	14,1
Grad Bihać	178	15,0	100	12,0	523	3,0	-	2	4	8,0
Bosanska Krupa	160	10,0	45	10,0	400	5,0	-	-	40	5,0
Bosanski Petrovac	34	40,0	87	60,0	170	5,0	-	-	79	75,0
Bužim	31	9,0	13	7,0	46	6,0	-	-	41	11,0
Cazin	560	10,0	255	10,0	478	2,0	5	2,5	820	20,0
Ključ	625	25,0	18	3,0	-	-	-	-	15	6,0
Sanski Most	428	18,5	47	14,7	1926	15,5	4	4	61	9,9
Velika Kladuša	-	-	-	-	-	-	-	-	-	-
KANTON POSAVSKI	231	15,0	100	14,1	1493	13,8	16	7,8	42	13,3
Domaljevac-Šamac	20	10,0	5	10,0	200	20,0	1	5,0	10	10,0
Odžak	108	18,0	72	16,0	555	15,0	10	10,0	21	20,0
Orašje	103	14,0	23	11,0	738	12,0	6	6,0	11	10,0
TUZLANSKI	13121	9,9	4055	7,3	25794	9,5	348	7,3	424	5,0
Banovići	113	13,0	37	8,0	459	9,0	-	-	-	-
Čelić	190	10,0	152	8,0	3609	9,0	64	8,0	40	10,0
Doboj Istok	120	13,0	65	10,0	390	15,0	2	8,0	27	10,0
Gračanica	136	3,1	130	4,3	607	8,4	17	5,6	33	3,3
Gradačac	7388	7,5	1850	5,0	8750	7,0	115	5,0	119	7,0
Kalesija	200	10,0	100	10,0	630	7,0	26	5,0	38	8,0
Kladanj	183	30,0	81	30,0	540	40,0	-	-	-	-
Lukavac	1400	50,0	320	40,0	1500	50,0	80	40,0	68	15,0
Sapna	100	5,0	42	3,0	240	6,0	1	5,0	25	7,0
Srebrenik	123	7,9	14	1,5	286	2,8	1	1,1	11	3,7
Teočak	238	7,0	70	5,0	400	5,0	3	10,0	8	0,3
Grad Tuzla	1130	15,0	248	10,0	2783	10,0	27	8,0	38	5,0
Živinice	1800	30,0	945	21,0	5600	20,0	13	11,0	18	16,0
ZENIČKO-DOBOJSKI	7430	16,2	2016	12,1	4655	8,0	51	9,6	565	15,7
Breza	380	10,0	250	10,0	451	11,0	-	-	40	9,5
Doboj Jug	28	5,0	5	6,0	35	4,0	-	-	-	-
Kakanj	752	16,0	342	12,0	300	5,0	29	13,0	26	12,0
Maglaj	253	4,8	46	3,0	45	3,5	-	-	9	4,0
Olovo	1200	40,0	45	30,0	1200	30,0	-	-	60	30,0
Tešanj	630	14,0	276	12,0	200	2,0	-	-	16	6,0
Usora	50	11,0	18	7,0	34	2,0	1	2,0	4	1,5
Vareš	70	25,0	45	15,0	-	-	-	-	-	-
Visoko	1362	17,1	392	12,4	358	3,9	-	-	18	6,7
Zavidovići	280	20,0	60	10,0	150	5,0	2	10,0	51	30,0
Grad Zenica	1908	29,2	504	21,6	1532	14,9	18	10,0	311	23,9
Žepče	518	7,0	34	6,0	350	5,0	1	3,0	30	15,0
BOSANSKO- PODRINJSKI	3180	24,2	576	9,9	246	1,0	-	-	248	5,1
Foča	1950	26,0	400	10,0	-	-	-	-	195	5,0
Goražde	1062	25,1	122	10,0	204	3,0	-	-	42	5,0
Pale	168	12,0	54	9,0	42	7,0	-	-	11	10,0

	Jabuke <i>Apple</i>		Kruške <i>Pear</i>		Šljive <i>Plum</i>		Breskve <i>Peach</i>		Orasi <i>Walnut</i>	
	ukupan prinos,t <i>total pro- duction, t</i>	prinos kg/stablu <i>yield kg/tree</i>	ukupan prinos,t <i>total pro- duction, t</i>	prinos kg/stablu <i>yield kg/tree</i>	ukupan prinos,t <i>total pro- duction, t</i>	prinos kg/stablu <i>yield kg/tree</i>	ukupan prinos,t <i>total pro- duction, t</i>	prinos kg/stablu <i>yield kg/tree</i>	ukupan prinos,t <i>total pro- duction, t</i>	prinos kg/stablu <i>yield kg/tree</i>
SREDNJOBOSANSKI	4629	20,0	1531	13,7	5163	12,7	1	12,7	488	15,3
Bugojno	680	17,4	129	15,0	788	24,0	-	-	9	15,0
Busovača	75	15,0	28	10,0	-	-	-	-	6	7,0
Dobretići	-	-	-	-	-	-	-	-	-	-
Donji Vakuf	402	22,5	130	20,0	390	29,8	1	20,0	100	40,0
Fojnica	256	8,0	68	7,0	15	6,0	-	-	28	5,0
Gornji Vakuf	885	15,0	345	13,0	2700	20,0	-	-	143	14,0
Jajce	781	34,7	222	13,7	147	3,0	-	-	93	25,0
Kiseljak	870	60,0	188	25,0	189	7,0	-	-	48	40,0
Kreševo	360	80,0	287	70,0	480	30,0	0	5,0	21	30,0
Novi Travnik	118	20,0	26	15,0	133	12,0	-	-	8	12,0
Travnik	150	6,0	110	5,0	180	2,0	-	2,0	20	5,0
Vitez	52	8,0	-	-	140	7,0	-	-	13	7,0
HERCEGOVAČKO- NERETVANSKI	7658	11,5	719	7,7	2204	4,3	6316	15,5	265	7,9
Čapljina	1526	7,3	20	20,0	260	40,0	5098	16,3	20	40,0
Čitluk	13	10,0	8	9,5	18	12,5	14	10,0	14	8,2
Grad Mostar	447	10,9	52	5,8	45	5,8	118	5,4	29	6,5
Jablanica	28	8,0	20	8,0	-	-	-	-	16	8,0
Konjic	712	8,0	588	8,0	-	-	-	-	172	8,0
Neum	1	5,0	1	4,0	0	7,0	0	6,0	0	6,0
Prozor	80	10,0	31	5,0	1518	6,0	4	7,0	13	4,0
Ravno	4650	15,3	-	-	-	-	-	-	-	-
Stolac	200	25,0	-	-	363	25,0	1083	15,0	-	-
ZAPADNO- HERCEGOVAČKI	335	9,1	52	4,8	171	4,9	204	11,2	98	8,4
Grude	113	11,5	16	4,0	35	5,0	10	4,0	18	4,0
Ljubuški	87	22,0	12	10,0	42	14,0	122	18,0	41	18,0
Posušje	10	1,9	1	1,2	25	2,2	-	-	4	3,0
Grad Široki Brijeg	126	7,0	22,5	5	70	5	72	8	35	10,0
KANTON SARAJEVO	3132	13,4	2055	11,0	2073	6,9	13	4,3	552	23,0
Centar Sarajevo	192	16,0	167	15,0	69	7,0	0	2,0	7	8,0
Hadžići	440	40,0	450	30,0	234	18	-	-	48	50,0
Ilidža	525	5,0	644	7,0	810	6,0	8	4,0	55	5,0
Ilijaš	660	20,0	240	15,0	425	5,0	-	-	47	35,0
Novi Grad Sarajevo	132	8,0	73	6,0	69	4,0	1	4,0	3	5,0
Novo Sarajevo	78	20,0	30	10,2	10	8,4	3	6,2	10	10,0
Stari Grad Sarajevo	579	15,0	310	10,0	154	5,0	0	3,0	22	6,0
Trnovo	14	8,0	10	6,0	13	5,0	-	-	0	3,2
Vogošća	512	40,0	133	25,0	288	40,0	-	-	360	80,0
KANTON 10	198	7,8	51	5,5	342	4,2	-	3,0	231	9,6
Bosansko Grahovo	12	10,0	-	-	15	30	-	-	-	-
Drvar	53	12,0	17	7,0	120	3,0	-	3,0	102	20,0
Glamoč	16	15,0	1	3,0	25	9,0	-	-	-	-
Kupres	-	-	-	-	-	-	-	-	-	-
Livno	20	3,0	3	2,0	53	2,1	-	-	15	2,0
Tomislavgrad	98	8,0	31	6,0	130	10,0	-	-	114	10,0

nastavak

continued

	Trešnje <i>Cherry</i>		Višnje <i>Sour cherry</i>		Kajsije/marelice <i>Apricot</i>		Grožđe <i>Grapes</i>	
	ukupan prinos, t <i>total pro- duction, t</i>	prinos kg/stablu <i>yield kg/tree</i>	ukupan prinos, t <i>total pro- duction, t</i>	prinos kg/stablu <i>yield kg/tree</i>	ukupan prinos, t <i>total pro- duction, t</i>	prinos kg/stablu <i>yield kg/tree</i>	ukupan prinos, t <i>total pro- duction, t</i>	prinos kg/čokotu <i>yield kg/vine</i>
UNSKO-SANSKI	305	10,7	68	9,1	9	5,0	57	2,9
Grad Bihać	5	14,0	5	11,0	-	-	-	-
Bosanska Krupa	5	5,0	4	5,0	1	5,0	19	2,0
Bosanski Petrovac	-	-	-	-	-	-	-	-
Bužim	21	8,0	3	4,0	-	-	-	-
Cazin	177	15,0	4	12,0	8	5,0	9	4,0
Ključ	26	4,0	1	3	-	-	-	-
Sanski Most	71	11,3	52	10,5	-	-	30	4,1
Velika Kladuša	-	-	-	-	-	-	-	-
KANTON POSAVSKI	25	23,7	45	15,1	13	14,7	43	8,4
Domaljevac-Šamac	1	5,0	0	5,0	0	5,0	-	-
Odžak	19	27,0	37	17,0	12	17,0	27	7,6
Orašje	6	22,0	7	10,0	1	6,5	16	10,0
TUZLANSKI	2821	14,6	1336	13,7	126	3,0	93	3,5
Banovići	90	20,0	55	15,0	-	-	-	-
Čelić	72	12,0	78	8,0	13	10,0	-	-
Doboj Istok	111	17,0	21	12,0	-	-	-	-
Gračanica	17	10,0	2	7,5	0	2,0	-	-
Gradačac	469	7,0	25	3,5	14	0,5	21	3,5
Kalesija	63	8,0	17	3,0	2	1,0	-	-
Kladanj	9	20,0	-	-	-	-	-	-
Lukavac	57	20,0	31	12,0	18	10,0	0	1,3
Sapna	22	4,0	6	3,0	2	3,0	-	-
Srebrenik	22	3,5	5	1,4	2	1,1	5	1,0
Teočak	84	15,0	32	10,0	16	12,0	-	-
Grad Tuzla	118	10,0	64	8,0	31	10,0	-	-
Živinice	1688	25,0	1000	20,0	28	18,0	67	-
ZENIČKO-DOBOJSKI	623	9,5	338	7,4	15	5,4	39	1,7
Breza	30	10,0	10	9,0	4	6,0	-	-
Doboj Jug	2	8,0	1	8,0	-	-	-	-
Kakanj	65	15,0	55	13,0	-	-	1	2,0
Maglaj	10	4,0	2	1,5	-	-	-	-
Olovo	60	20,0	2	10,0	-	-	5	10,0
Tešanj	54	8,0	31	6,0	-	-	-	-
Usora	5	10,0	7	10,0	3	5,0	3	1,3
Vareš	13	15,0	5	15,0	-	-	-	-
Visoko	44	7,0	123	6,8	-	-	-	-
Zavidovići	50	10,0	21	7,0	-	-	-	-
Grad Zenica	145	12,0	52	9,6	6	5,7	-	-
Žepče	147	7,0	29	5,0	2	7,0	30	1,5
BOSANSKO- PODRINJSKI	130	4,0	22	2,6	1	5,0	-	-
Foča	48	4,0	6	3,0	1	5,0	-	-
Goražde	80	4,0	15	2,5	-	-	-	-
Pale	1	2,0	1	2,0	-	-	-	-

	Trešnje <i>Cherry</i>		Višnje <i>Sour cherry</i>		Kajsije/marelice <i>Apricot</i>		Grožđe <i>Grapes</i>	
	ukupan prinos, t <i>total pro- duction, t</i>	prinos kg/stablu <i>yield kg/tree</i>	ukupan prinos, t <i>total pro- duction, t</i>	prinos kg/stablu <i>yield kg/tree</i>	ukupan prinos, t <i>total pro- duction, t</i>	prinos kg/stablu <i>yield kg/tree</i>	ukupan prinos, t <i>total pro- duction, t</i>	prinos kg/čokotu <i>yield kg/vine</i>
SREDNJOBOSANSKI	279	18,3	163	16,7	0	7,6	7	1,3
Bugojno	36	28,0	5	20,0	-	-	-	-
Busovača	20	25,0	3	30,0	-	-	-	-
Dobretići	0	20,0	-	-	-	-	-	-
Donji Vakuf	17	20,0	37	30,0	0	12	-	-
Fojnica	23	32,0	5	20,0	-	-	-	-
Gornji Vakuf	44	10,0	15	11,0	-	-	-	-
Jajce	54	20,0	20	30,0	-	-	7	1,3
Kiseljak	45	30,0	52	26,0	-	-	-	-
Kreševo	11	30,0	8	10,0	0	1	-	-
Novi Travnik	20	20,0	7	8,0	-	-	-	-
Travnik	8	5,0	6	5,0	-	-	-	-
Vitez	-	-	5	5,0	-	-	-	-
HERCEGOVAČKO- NERETVANSKI	1534	10,7	350	12,5	400	18,0	24395	2,6
Čapljina	162	12,7	72	30,0	30	10,0	4982	3,1
Čitluk	24	15,0	100	10,0	12	20,0	10361	2,7
Grad Mostar	784	9,8	66	8,0	29	6,6	5937	2,7
Jablanica	-	-	5	5,0	4	5,0	-	-
Konjic	23	1,0	-	-	-	-	-	-
Neum	1	5,0	-	-	4	8,0	78	0,5
Prozor	40	10,0	16	9,0	-	-	-	-
Ravno	-	-	-	-	-	-	950	3,5
Stolac	500	25,0	90	20,0	320	25,0	2088	1,7
ZAPADNO- HERCEGOVAČKI	331	10,2	56	6,9	52	11,1	5241	1,3
Grude	52	6,5	11	3,1	7	4,8	377	1,0
Ljubuški	103	20,0	33	15,0	35	15,0	2820	1,2
Posušje	16	5,0	3	3,0	-	-	49	1,6
Grad Široki Brijeg	160	10,0	9	6,5	9	11,5	1994	1,5
KANTON SARAJEVO	360	8,9	253	6,5	9	3,4	10	8,0
Centar Sarajevo	11	8,5	26	8,0	2	3,5	-	-
Hadžići	15	22,0	14	18,0	-	-	-	-
Ilidža	115	5,0	84	4,0	5	3,0	10	8,0
Ilijaš	71	25,0	32	15,0	-	-	-	-
Novi Grad Sarajevo	56	8,0	36	7,0	-	-	-	-
Novo Sarajevo	50	25,0	18	10,0	2	4,0	-	-
Stari Grad Sarajevo	33	11,0	39	9,0	0	6,0	-	-
Trnovo	-	-	-	-	-	-	-	-
Vogošća	9	15,0	4	12,0	-	-	-	-
KANTON 10	34	12,2	21	14,6	-	-	0	0,5
Bosansko Grahovo	-	-	-	-	-	-	-	-
Drvar	21	50,0	18	20,0	-	-	0	0,5
Glamoč	-	-	-	-	-	-	-	-
Kupres	-	-	-	-	-	-	-	-
Livno	10	5,0	1	4,5	-	-	-	-
Tomislavgrad	4	8,0	2	6,0	-	-	-	-