

Bosna i Hercegovina  
FEDERACIJA BOSNE I HERCEGOVINE  
FEDERALNI ZAVOD ZA STATISTIKU  
SARAJEVO



Bosnia and Herzegovina  
FEDERATION OF BOSNIA AND HERZEGOVINA  
FEDERAL OFFICE OF STATISTICS



**ŽENE I MUŠKARCI  
U FEDERACIJI BOSNE I HERCEGOVINE**  
*WOMEN AND MEN  
IN FEDERATION OF BOSNIA AND HERZEGOVINA*

Sarajevo, 2006.



**IZDAVAČ: FEDERALNI ZAVOD ZA STATISTIKU**

*PUBLISHER: FEDERAL OFFICE OF STATISTICS*

Zelenih beretki 26, Sarajevo

Tel/Phone /Fax: +387 33 66 45 53

Web stranica/*Web site*: www.fzs.ba

E - mail: fedstat@fzs.ba

**ODGOVARA DIREKTOR: Derviš Đurđević, profesor**

*PERSON RESPONSIBLE: Derviš Đurđević, Director general*

**MOLIMO KORISNIKE OVE PUBLIKACIJE DA PRILIKOM  
KORIŠĆENJA PODATAKA NAVEDU IZVOR**

*THOSE USING DATA FROM THIS ISSUE ARE  
REQUESTED TO STATE THE SOURCE*

## **PREDGOVOR**

«Žene i muškarci u Federaciji Bosne i Hercegovine» je naslov ove publikacije, treće u nizu ove vrste koje je objavio Federalni zavod za statistiku. Ovo izdanje objavljuje podatke zaključno sa 2005. godinom i pruža obuhvatan pregled situacije žena i muškaraca u Federaciji Bosne i Hercegovine.

Publikacija se sastoji od sljedećih poglavlja: stanovništvo, zdravstvo, obrazovanje, zaposlenost i nezaposlenost, socijalna zaštita, pravosuđe i izbori. Obuhvata podatke koji su prikazani u vidu tabela sa grafičkim prikazom istih i koji su rezultat provođenja statističkih istraživanja Federalnog zavoda za statistiku, a manji dio podataka preuzet je od drugih institucija ili drugih izvora podataka što je i navedeno ispod tabela.

Želimo se zahvaliti svima koji su doprinijeli izradi ove publikacije i vjerujemo da će ona biti od velike pomoći korisnicima naših podataka i da će biti korištena od strane šire javnosti.

Primjedbe i sugestije korisnika primićemo kao izraz dobre namjere za poboljšanje sljedećih izdanja.

Derviš Đurđević

Direktor  
Federalnog zavoda za statistiku

**Sarajevo, decembar 2006.**

## **PREFACE**

*«Women and men in The Federation of Bosnia and Herzegovina» is the title of the publication, the third one of this kind published by the Federal Office of Statistics. This edition gives the data until 2005 including and shows the overview of the situation of women and men in The Federation of Bosnia and Herzegovina.*

*Publication is composed of the next chapters: population, health, education, employment and unemployment, social welfare, administration of justice and elections. It covers the data shown as the tables and charts. These data are the result of the statistical researches carried out by the Federal Office of Statistics and the source of less part of data is other institutions or other sources of data and it is cited under table.*

*We would like to thank to everybody who contributed to make the publication and we believe it would help to users of our data and it would be used by broader public.*

*Remarks and suggestions of users of our data we will receive as an expression of good wish to the next editions make better.*

*Derviš Đurđević*

*Director of  
Federal Office of Statistics*

**Sarajevo, December 2006.**



## SADRŽAJ / CONTENTS

	Strana / page
Uvod.....	8
<i>Introduction</i> .....	9
Izvori podataka .....	10
<i>Sources of data</i> .....	11
Rekli su o ženi .....	12
<i>They said about woman</i> .....	13
Stanovništvo / <i>Population</i> .....	17
Zdravstvo / <i>Health</i> .....	39
Obrazovanje / <i>Education</i> .....	53
Zaposlenost i nezaposlenost / <i>Employment and unemployment</i>	78
Socijalna zaštita / <i>Social welfare</i> .....	114
Pravosuđe / <i>Administration of justice</i> .....	128
Izbori / <i>Elections</i> .....	137
Registar pravnih lica / <i>Register of legal entities</i> .....	143

## UVOD

Namjera ove publikacije je da pruži pregled stanja u Federaciji BiH u pogledu **gendera**, a na osnovu raspoloživih statističkih podataka za period 1999 – 2005. godina.

**Gender** označava sociološki i kulturološki uvjetovanu razliku između žena i muškaraca. Odnosi se na sve one uloge i osobine koje nisu uvjetovane ili određene isključivo prirodnim ili biološkim faktorima, nego su prije proizvod normi, konvencija i tradicije i kroz vrijeme su promjenljivi.

**Gender jednakost** – jednakost postoji ako oba spola imaju jednaku društvenu vrijednost, jednaka prava i jednake odgovornosti, kao i jednak pristup resursima i mogućnostima koji im omogućavaju uživanje jednakosti.

**Gender ravnopravnost** – znači jednaku vidljivost, osnaživanje i učešće oba spola u svim sferama javnog i privatnog života i ima za cilj promoviranje punog učešća žena i muškaraca u društvu.

**Gender «mainstreaming»** je (re)organizacija, unapređenje, razvoj i evaluacija procesa politika tako da perspektiva gender ravnopravnosti bude inkorporirana u sve politike na svim razinama i u svim fazama od strane aktera koji su uobičajeno uključeni u donošenje odluka.

## PRAVNI OKVIR

**Ustav Federacije Bosne i Hercegovine** (Službene novine FBiH 1/94) – član 2A:

«Federacija će osigurati primjenu najvišeg nivoa međunarodno priznatih prava i sloboda utvrđenih u aktima navedenim u Aneksu. Posebno:  
...zabranu svake diskriminacije zasnovane na rasi, boji kože, **polu**, jeziku, religiji ili vjerovanju, političkim ili drugim uvjerenjima, nacionalnom i socijalnom porijeklu...»

**Zakon o ravnopravnosti spolova u BiH** donesen je 2003. godine (Službeni glasnik BiH broj 56/03) i ovim zakonom uređuje se, promovira i štiti ravnopravnost spolova i garantiraju jednake mogućnosti svim građanima, kako u javnoj, tako i u privatnoj sferi društva, te sprečava direktna i indirektna diskriminacija zasnovana na spolu.

U članu 2. ovog zakona kaže se da “spolovi su ravnopravni. Puna ravnopravnost spolova garantira se u svim sferama društva, a naročito u oblasti obrazovanja, ekonomiji, zapošljavanju i radu, socijalnoj i zdravstvenoj zaštiti, sportu, kulturi, javnom životu i medijima, bez obzira na bračno i porodično stanje. Diskriminacija na temelju spola i spolne orijentacije zabranjena je.”

Zakon o ravnopravnosti spolova u članu 18. obavezuje da “svi statistički podaci i informacije koji se prikupljaju, evidentiraju i obrađuju u državnim organima na svim nivoima, javnim službama i ustanovama, državnim i privatnim preduzećima i ostalim subjektima moraju biti prikazani po spolu.

Statistički podaci i informacije, koji se prikupljaju, evidentiraju i obrađuju, u skladu sa stavom 1 ovog člana, moraju biti sastavni dio statističke evidencije i dostupni javnosti.”



## INTRODUCTION

The purpose of this publication is to offer the overview of the situation in The Federation of Bosnia and Herzegovina regarding the **gender** and on the base of available statistical data for the period 1999 – 2005.

**Gender** means socially and cultural conditioned difference between women and men. It is in relation to all roles and characteristics not conditioned or defined by natural or biological factors only; they are the product of norms, conventions and tradition and they are changeable through time.

**Gender equality** – equality exists if both sexes have the equal social value, equal rights and responsibilities as well as equal access to resources and have the possibilities which enable them to enjoy in equality.

**Gender equity** – means equal visibility, strengthening and participation of both sexes in all spheres of public and private life and has the goal to promote full participation of women and men in society.

**“Gender mainstreaming”** is re(organization), promotion, development and evaluation of process of policies so that perspective of gender equity is incorporated in all policies on all levels in all phases by actors who are usually included in making decisions.

## LEGAL FRAMEWORK

**The Constitution of The Federation of Bosnia and Herzegovina** (Gazette FBiH 1/94) – article 2A:

“The Federation will ensure the implementation of the highest level of international approved rights and freedoms defined in acts cited in Anex. Especially:  
... prohibition of each discrimination based on race, skin colour, **sex**, language, religion or faith, political or other testimonials, nacional or social origin...”

**The Law on Gender Equity** in Bosnia and Herzegovina proclaimed in 2003 (Gazette B&H N° 56/03) and it is regulated, promoted and protected the equity of sexes and the equal opportunities to all citizens are garanted by this Law, in public and private sphere of society, and inhibit direct and indirect discrimination based on the sex.

According to the article 2 of this law “sexes are equited. Full equity of sexes is garanted in all spheres of society and especially in the field of education, economie, employment and work, social and health protection, sport, culture, public life and media, no regard to marital or familiar status. Discrimination based on the sex is forbidden.”

In the article 18 of The Law on equity of sexes it is prescribed to “all statistical data and information which are collected, registered and processed in state bodies on all levels, in public services and institutions, state and private companies and other subjects must be shown by sex.

Statistical data and information which are collected, registered and processed in the line with issue 1 of this article must be principle part of statistical evidence and accessible to the publicity.

## IZVORI PODATAKA

### **Anketa o mjerenju životnog standarda (LSMS)**

Anketu-studiju za mjerenje životnog standarda (LSMS) provele su statističke institucije BiH u jesen 2001. godine uz finansijsku i tehničku podršku Ureda britanske vlade za međunarodni razvoj (the Department for International Development of the British Government – DFID), Razvojnog programa Ujedinjenih nacija (United Nations Development Program - UNDP) i vlade Japana, te Svjetske banke. Kod utvrđivanja master uzorka podršku su pružili švedska vlada putem agencije SIDA, Evropska komisija, DFID i Svjetska banka.

### **Anketa o potrošnji domaćinstava (APD)**

Statističke institucije Bosne i Hercegovine provele su Anketu o potrošnji domaćinstava (APD) u 2004. godini. Finansijsku podršku za provođenje Ankete osigurali su Vlada Italije i Cooperazione Italiana uz tehničku pomoć eksperata ISTAT-a (Zavod za statistiku Italije). Podršku za izradu uzorka dao je DFID, Odjel za međunarodni razvoj Ujedinjenog Kraljevstva.

### **Živjeti u Bosni i Hercegovini (ŽUBIH)**

Živjeti u BiH je istraživanje koje je provedeno kao panel-anketa u još tri talasa pored ankete LSMS u periodu od 2002-2004. Projekat je podržan od strane Ureda za međunarodni razvoj Vlade Velike Britanije – DFID uz učešće bosansko-hercegovačkog tima.

### **Anketa o radnoj snazi (ARS)**

Anketa o radnoj snazi (ARS) je anketa o obilježjima tržišta rada i prvi put je u Bosni i Hercegovini provedena u aprilu 2006. godine kao godišnje istraživanje na uzorkom izabranim domaćinstvima. Anketa je provedena uz finansijsku i tehničku podršku Ureda britanske vlade za međunarodni razvoj (the Department for International Development of the British Government – DFID), Razvojnog programa Ujedinjenih nacija (United Nations Development Program - UNDP) i vlade Japana, te Svjetske banke.

## **SOURCES OF DATA**

### ***Living Standards Measurement Study Survey (LSMS)***

*The Living Standards Measurement Study Survey (LSMS) was conducted by statistical institutions in autumn of 2001 with financial support from the Department for International Development of the British Government (DFID), United Nations Development Program – UNDP and The Japanese Government and the World Bank. The creation of a Master Sample for the survey was supported by the Swedish Government through Sida, the European Commission, DFID and the World Bank (WB).*

### ***Household Budget Survey (HBS)***

*Statistical Institutes of Bosnia and Herzegovina were conducted the Household Budget Survey (HBS) in 2004. Financial support provided by Italy Government and Cooperazione Italiana with technical assistance of experts of ISTAT (Italian Statistical Institut). The support for creation of a Master Sample for the survey was given by DFID, the Department for International Development of the British Government.*

### ***Living in Bosnia and Herzegovina (LIBH)***

*Living in Bosnia and Herzegovina is a research conducted as a panel survey in three waves except of survey Living Standard Measurment Survey (LSMS) in the period 2002-2004. The project was supported by The Department for International Development of the British Government – DFID with participation of bosnian-herzegovinian team.*

### ***Labour Force Survey (LFS)***

*Labour force survey is the survey on characteristics of labour market and it was carried out for the first time in Bosnia and Herzegovina in April 2006 as an annual research on the sample survey base. The survey was carried out with financial and technical support of the Department for International Development of the British Government (DFID), United Nations Development Program – UNDP and The Japanese Government and the World Bank*

## REKLI SU O ŽENI

Žena stoji, kao kapija, na izlazu kao i na ulazu ovog svijeta.

**Ivo Andrić**

Lijepa se žena sviđa očima, dobra žena se sviđa srcu; jedna je dragulj, druga riznica.

**Napoleon**

Gdje se žene poštuju, tamo je i bogovima ugođeno; gdje se ženama ne iskazuje poštovanje, tamo ni jedno djelo ne donosi ploda.

**Mahabharata**

Žena je čovjekova budućnost.

**Sumerska izreka**

Nije zanimljivo ono što vam žene kažu, zanimljivo je ono što prešute.

**Šekspir**

Slabosti, ime ti je žena!

**Šekspir**

Žena je jedini stvor koji umije i da plače i da se smije zbog istog razloga.

**Molijer**

Muškarac je Muškarac, a žena je žena.

**Moamar el Gadafi**

Žena je zagonetka čije se rješenje zove materinstvo.

**Niče**

Ko može upravljati jednom ženom, može upravljati i jednim narodom.

**Balzak**

Žene, kao i snovi, nisu nikada onakve kakve bismo htjeli da budu.

**Luidi Pirandelo**

Ljudi stvaraju djela, a žene ljude.

**Rolan**

U svakom slučaju poštujte ženu, jer je to bila i vaša majka.

**Frančesko Gveraci**

Tek dah žene učini te čovjekom.

**Mišle**

Ljepota jedne žene nije u odjeći koju nosi, njenoj figuri ili frizuri. Ljepota žene se ogleda u njenim očima, jer su ona vrata njenog srca, mjesto gdje ljubav počiva.

Ljepota žene nije u njenoj vanjštini, nego se prava ljepota žene očituje u njenoj duši.

To je pažnja koju ona nesebično pruža, ljubav koju ona pokazuje.

Ljepota žene se povećava kako godine prolaze.

**Odri Hepbern**

Muškarci vladaju svijetom, a žene muškarcima.

**Narodna**

### **THEY SAID ABOUT WOMAN**

*Woman stands, as a shock, on the outlet as well as on the gate of the world.*

**Ivo Andrić**

*Eyes like pretty woman and heart likes nice woman, one is gem (jewel) and the other one is treasury.*

**Napoleon**

*Where women are respected, there is pleased to gods; where women are not respected, there no one act gives fruit.*

**Mahabharata**

*Women is the future of the human being.*

**Sumer<sup>s</sup> saying**

*It is not interesting what women say to you, it is interesting what they miss to say.*

**Šekspir**

*Weakness, your name is woman!*

**Šekspir**

*Women is the only one being who can cry and laugh for the same reason at the same time.*

**Molijer**

*Man is Man and woman is woman.*

**Moamar el Gadafi**

*Woman is an enigma whose solution is called maternity.*

**Niče**

*Who can manage a woman it can manage a nation.*

**Balzak**

*Women are never such we would like to be, like dreams.*

**Luidi Pirandelo**

*People make commitment, and women make people.*

**Rolan**

*In each case respect woman because your mother was a woman.*

**Frančesko Gveraci**

*Breath of woman can make you human being only.*

**Mišle**

*The beauty of a woman is not in her costume, figure or hair-style. The beauty of a woman is in her eyes cause they are the door of her heart, the place where love stands.*

*The beauty of a woman is not in her look, the real beauty of a woman is in her spirit. This is interest (regard) she gives unselfishly, love she shows. The beauty of a woman is growing up with years.*

**Odri Hepbern**

*Men manage world and women manage men.*

**Popular**



**STANOVNIŠTVO**

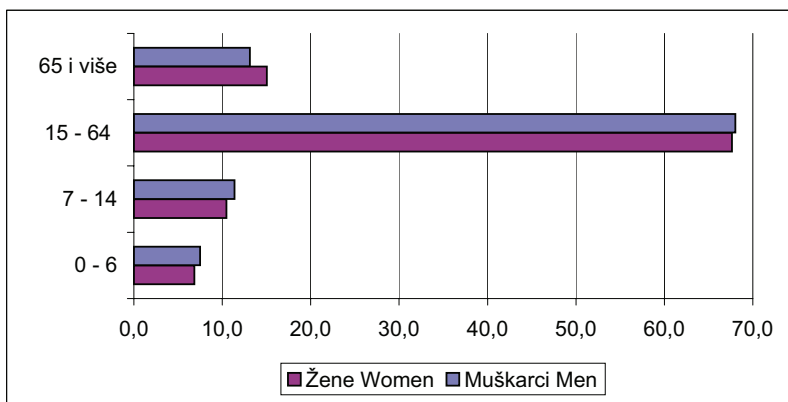
*POPULATION*





**Prisutno stanovništvo prema starosti, stanje 31.12.2005. - procjena**  
*Present population by age, December 31, 2005 - estimation*

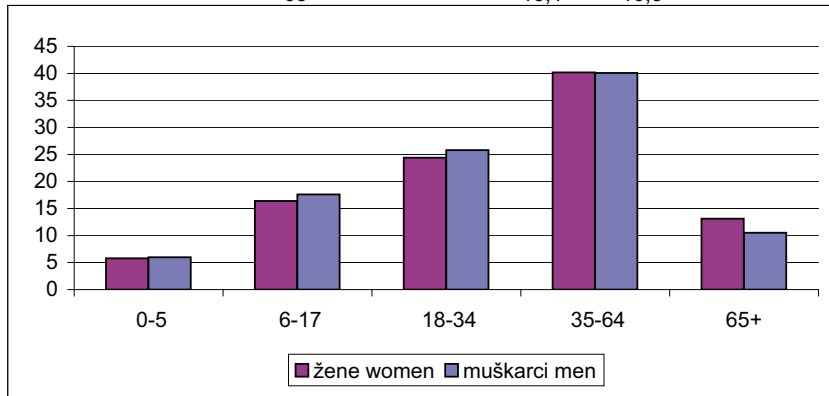
Starost Age	Žene Women	Muškarci Men	%	
			Žene Women	Muškarci Men
Ukupno / Total	1186812	1137180	100,0	100,0
0 - 6	81268	85321	6,8	7,5
7 - 14	124397	129344	10,5	11,4
15 - 64	802744	773428	67,6	68,0
65 i više	178403	149087	15,0	13,1



**Stanovništvo Federacije Bosne i Hercegovine prema starosti, 2004.**

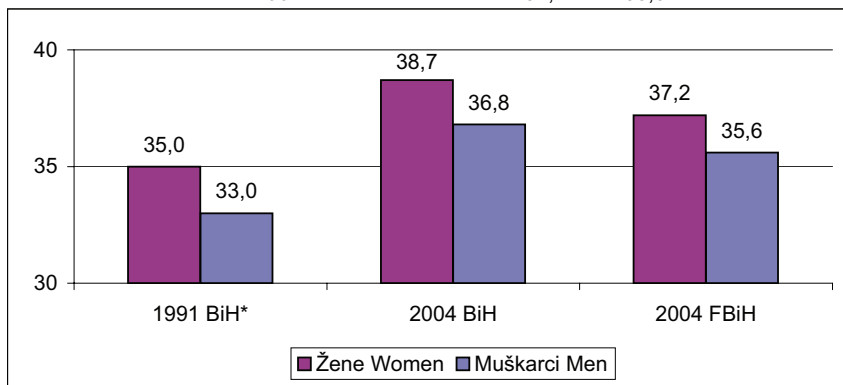
Population of The Federation of Bosnia and Herzegovina by age, 2004

Starost Age	Žene Women	Muškarci Men
0-5	5,8	6,0
6-17	16,4	17,6
18-34	24,4	25,8
35-64	40,2	40,1
65+	13,1	10,5

**Prosječna starost stanovništva Bosne i Hercegovine i Federacije BiH, 1991 i 2004.**

Average age of population of Bosnia and Herzegovina and The Federation of B&amp;H, 1991 and 2004.

Prosječna starost stanovništva Average age	Žene Women	Muškarci Men
1991 BiH*	35,0	33,0
2004 BiH	38,7	36,8
2004 FBiH	37,2	35,6



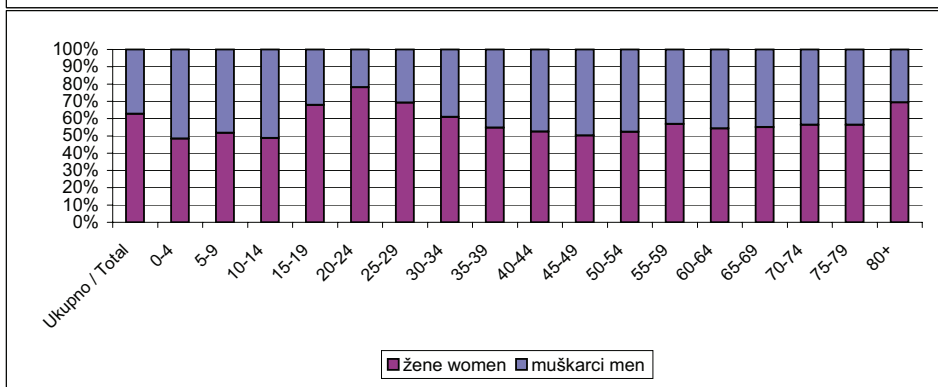
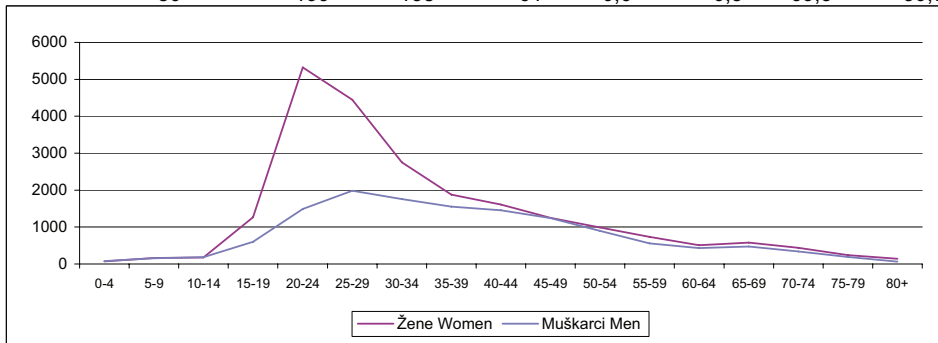
Izvor podataka: 1991 - Popis stanovništva i 2004 - Anкета o potrošnji domaćinstva  
Source of data: 1991 Census population and Household budget survey, 2004

\* - Popis stanovništva 1991. godine - 1991 Census

**Migracije stanovništva u Federaciji BiH prema starosti i spolu, 10.02.2003 - 27.10.2005.**

*Internal migration in The Federation of BiH by age and sex, October02, 2003-October27, 2005.*

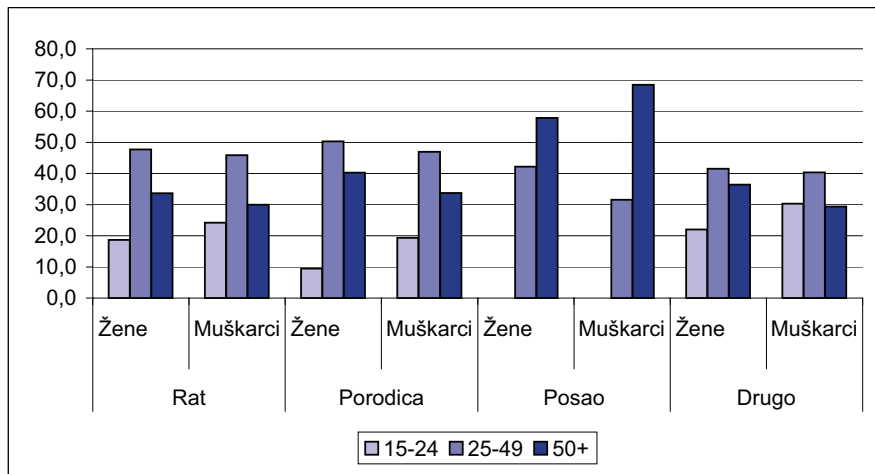
Starost Age	Ukupno Total	Žene Women	Muškarci Men	Procenat Percentage			
				Žene Women	Muškarci Men	Žene Women	Muškarci Men
Ukupno / Total	35985	22554	13431	100,0	100,0	62,7	37,3
0-4	153	74	79	0,3	0,6	48,4	51,6
5-9	315	163	152	0,7	1,1	51,7	48,3
10-14	365	178	187	0,8	1,4	48,8	51,2
15-19	1858	1261	597	5,6	4,4	67,9	32,1
20-24	6813	5325	1488	23,6	11,1	78,2	21,8
25-29	6428	4446	1982	19,7	14,8	69,2	30,8
30-34	4511	2750	1761	12,2	13,1	61,0	39,0
35-39	3427	1876	1551	8,3	11,5	54,7	45,3
40-44	3067	1610	1457	7,1	10,8	52,5	47,5
45-49	2488	1249	1239	5,5	9,2	50,2	49,8
50-54	1884	987	897	4,4	6,7	52,4	47,6
55-59	1286	731	555	3,2	4,1	56,8	43,2
60-64	938	509	429	2,3	3,2	54,3	45,7
65-69	1048	577	471	2,6	3,5	55,1	44,9
70-74	774	437	337	1,9	2,5	56,5	43,5
75-79	431	243	188	1,1	1,4	56,4	43,6
80+	199	138	61	0,6	0,5	69,3	30,7



### Stanovništvo starosti 15 i više godina prema razlozima preseljenja u sadašnje mjesto boravka

Population 15 years and older according to the reasons for moving to current place of residence

Razlog preseljenja	Spol	15-24	25-49	50+	Sex	Reason for moving
Rat	Žene	18,7	47,7	33,7	Women	War
	Muškarci	24,2	45,8	30,0	Men	
Porodica	Žene	9,5	50,3	40,2	Women	Family
	Muškarci	19,3	46,9	33,8	Men	
Posao	Žene	0,0	42,1	57,9	Women	Work
	Muškarci	0,0	31,6	68,4	Men	
Drugo	Žene	22,0	41,5	36,4	Women	Other
	Muškarci	30,3	40,3	29,4	Men	

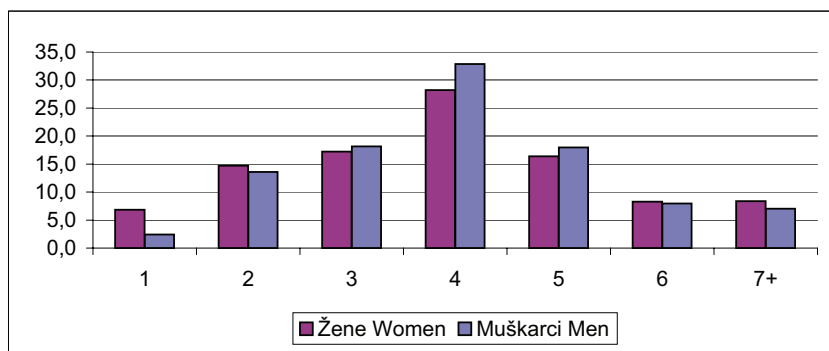


Izvor podataka: Anketa o mjeranju životnog standarda, 2001.  
Source of data: Living Standard Measurement Survey, 2001

**Stanovništvo prema veličini domaćinstva**

Population according to the size of household

Broj članova domaćinstva <i>Size of household</i>	%	
	Žene <i>Women</i>	Muškarci <i>Men</i>
1	6,9	2,4
2	14,7	13,6
3	17,2	18,2
4	28,2	32,9
5	16,4	18,0
6	8,3	8,0
7+	8,4	7,0

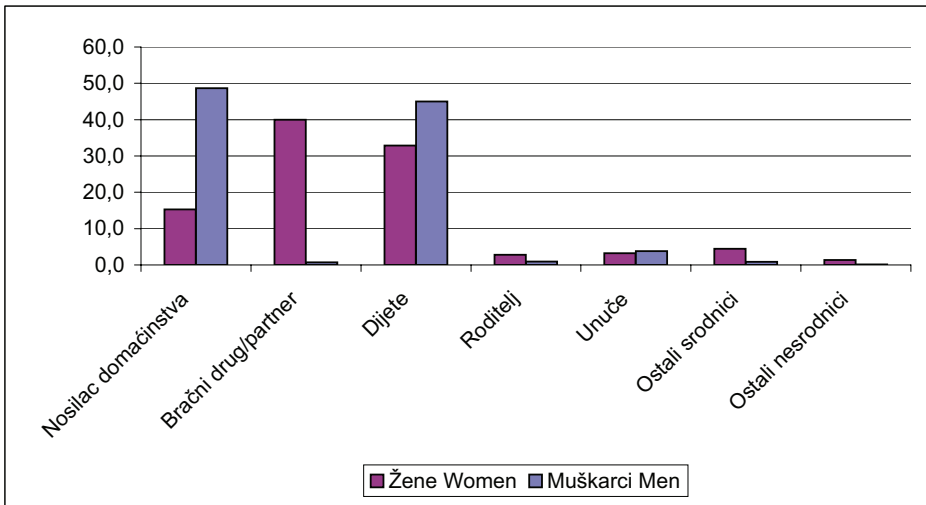


Izvor podataka: Anкета o mjeranju životnog standarda, 2001.

Source of data: Living Standard Measurement Survey, 2001

**Članovi domaćinstva prema njihovoj vezi sa nosiocem domaćinstva***Household members according to their relationship to head of household*

Veza sa nosiocem domaćinstva	Žene Women	Muškarci Men	Relationship to head of household
Nosilac domaćinstva	15,3	48,6	Head of household
Bračni drug/partner	40,0	0,7	Spouse/partner of head
Dijete	32,9	45,0	Child of head
Roditelj	2,8	0,9	Parent of head
Unuče	3,2	3,8	Grandchild of head
Ostali srodnici	4,5	0,8	Other relatives of head
Ostali nesrodnici	1,3	0,1	Other non-related person



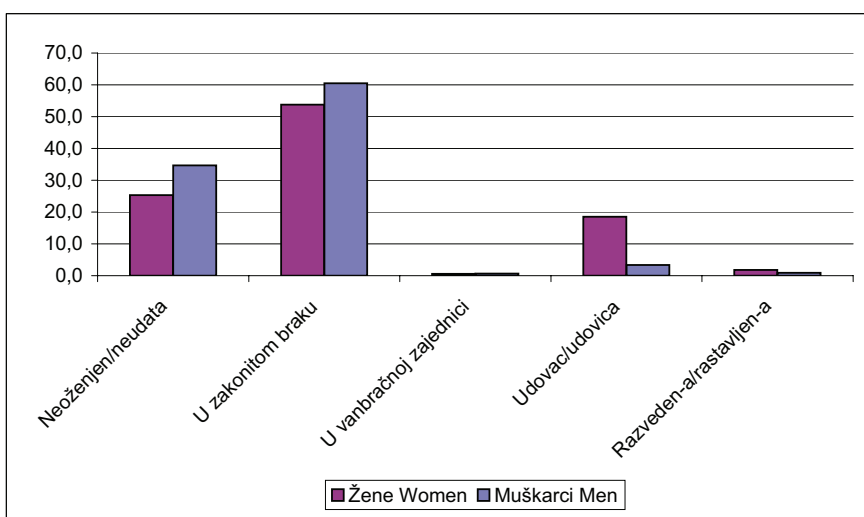
Izvor podataka: Anketa o mjerenju životnog standarda, 2001.

Source of data: Living Standard Measurement Survey, 2001

**Stanovništvo starosti 15 godina i više prema bračnom stanju**

Percentage distribution of population 15 years and older by marital status

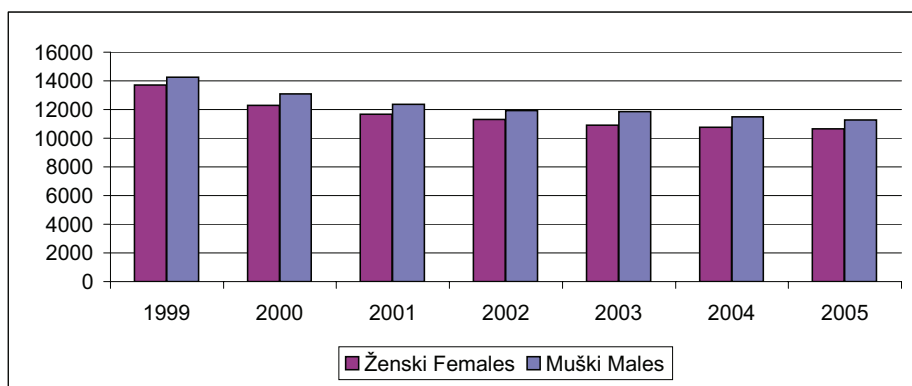
Bračno stanje			%
	Žene Women	Muškarci Men	Marital status
Neoženjen/neudata	25,3	34,7	Single
U zakonitom braku	53,8	60,5	Legally married
U vanbračnoj zajednici	0,6	0,6	Living together
Udovac/udovica	18,5	3,3	Widower
Razveden-a/rastavljen-a	1,8	0,9	Divorced/separated



Izvor podataka: Anketa o mjerenju životnog standarda, 2001.  
Source of data: Living Standard Measurement Survey, 2001

**Živorodeni**  
*Livebirths*

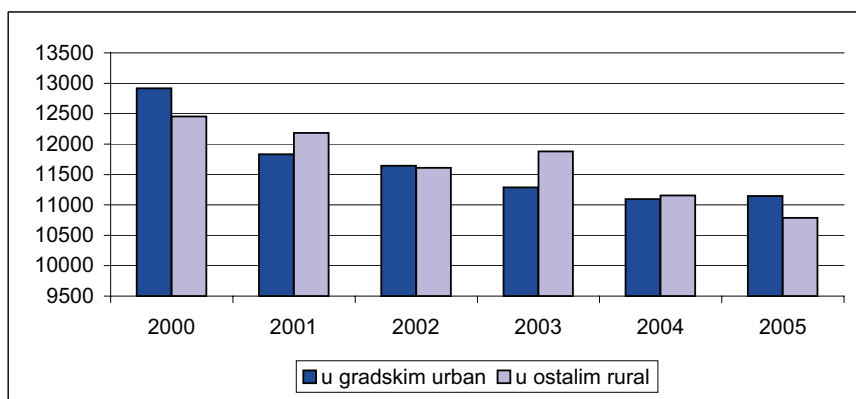
Godina Year	Ženski Females	Muški Males
1999	13722	14242
2000	12284	13088
2001	11671	12347
2002	11319	11932
2003	10909	11860
2004	10774	11476
2005	10647	11287





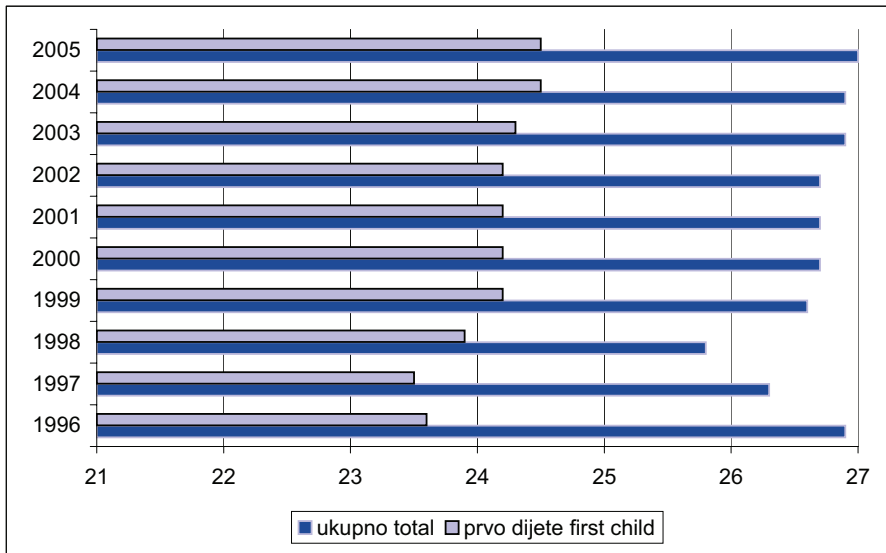
**Živorodeni prema tipu naseljenog mjesta***Livebirths by type of settlement*

Godina Year	Ukupno Total	U gradskim In urban	U ostalim In rural
2000	25372	12918	12454
2001	24018	11833	12185
2002	23251	11642	11609
2003	23168	11287	11881
2004	22250	11094	11156
2005	21934	11147	10787



**Prosječna starost majke prema redu ređenja živorođene djece***Average age of mother by birth order of livebirths*

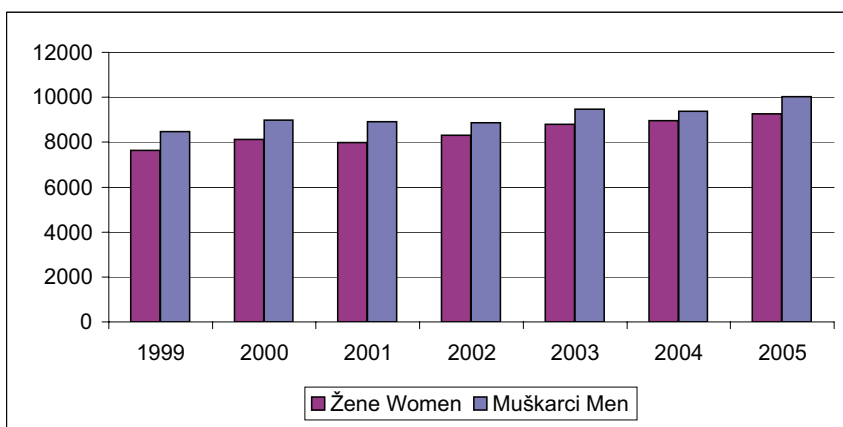
Godina Year	Ukupno Total	Red rođenja živorođenog djeteta Birth order of livebirths				
		Prvo First	Drugo Second	Treće Third	Četvrto Fourth	Peto i više Fifth and more
1996	26,9	23,6	27,4	30,9	32,9	35,0
1997	26,3	23,5	27,0	30,6	32,5	34,6
1998	25,8	23,9	27,1	30,3	32,3	34,6
1999	26,6	24,2	27,1	30,4	32,4	34,7
2000	26,7	24,2	27,2	30,2	32,3	34,4
2001	26,7	24,2	27,3	30,2	32,7	34,3
2002	26,7	24,2	27,6	30,3	32,2	34,4
2003	26,9	24,3	27,7	30,5	32,5	34,6
2004	26,9	24,5	27,9	30,7	32,7	34,5
2005	27,0	24,5	28,1	30,9	32,5	34,3



## Umri

## Deaths

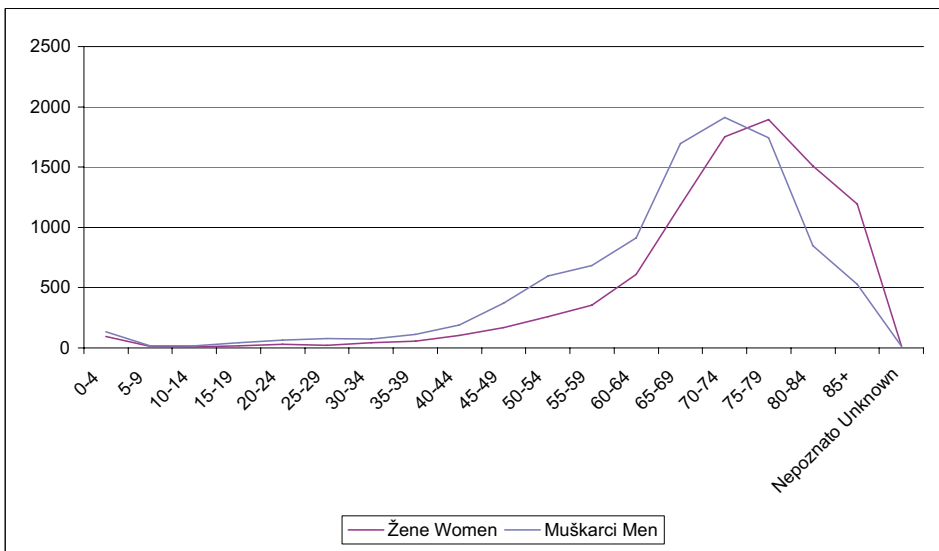
Godina Year	Žene Women	Muškarci Men
1999	7628	8480
2000	8127	8985
2001	7979	8912
2002	8319	8856
2003	8790	9469
2004	8964	9386
2005	9256	10037



**Umrli prema starosti, 2005**

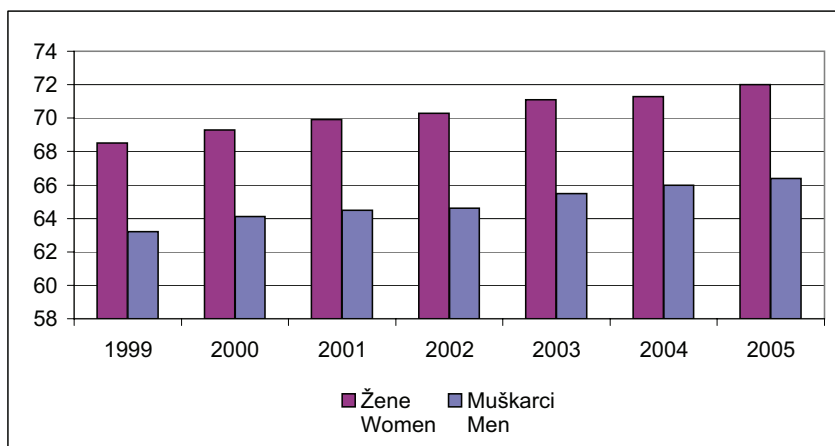
Deaths by age, 2005

Starost Age	Žene Women	Muškarci Men
0-4	93	132
5-9	12	16
10-14	9	19
15-19	16	44
20-24	29	67
25-29	21	79
30-34	45	74
35-39	57	111
40-44	103	191
45-49	170	370
50-54	259	599
55-59	354	685
60-64	611	913
65-69	1185	1696
70-74	1750	1910
75-79	1895	1743
80-84	1511	849
85+	1192	526
Nepoznato Unknown	14	13



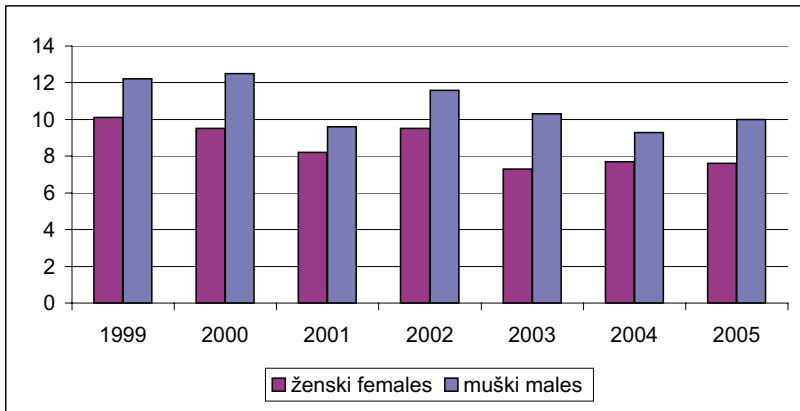
**Prosječna starost umrlih***Average age of deaths*

Godina Year	Žene Women	Muškarci Men
1999	68,5	63,2
2000	69,3	64,1
2001	69,9	64,5
2002	70,3	64,6
2003	71,1	65,5
2004	71,3	66,0
2005	72,0	66,4



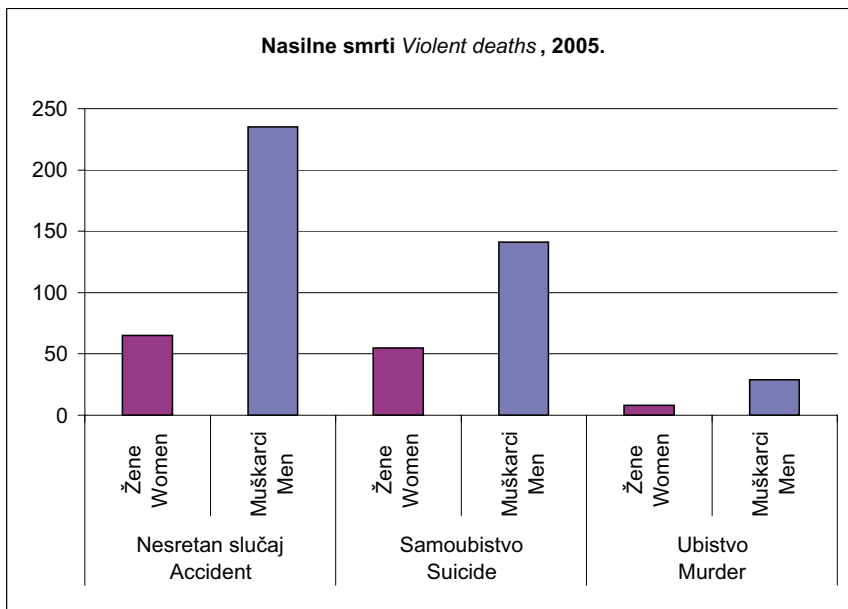
**Umrli dojenčad***Infant deaths*

Godina Year	Ženski Females	Muški Males	na 1000 živorođenih per 1000 livebirths	
			ženski females	muški males
1999	138	174	10,1	12,2
2000	117	163	9,5	12,5
2001	96	118	8,2	9,6
2002	107	138	9,5	11,6
2003	80	122	7,3	10,3
2004	83	107	7,7	9,3
2005	81	113	7,6	10,0



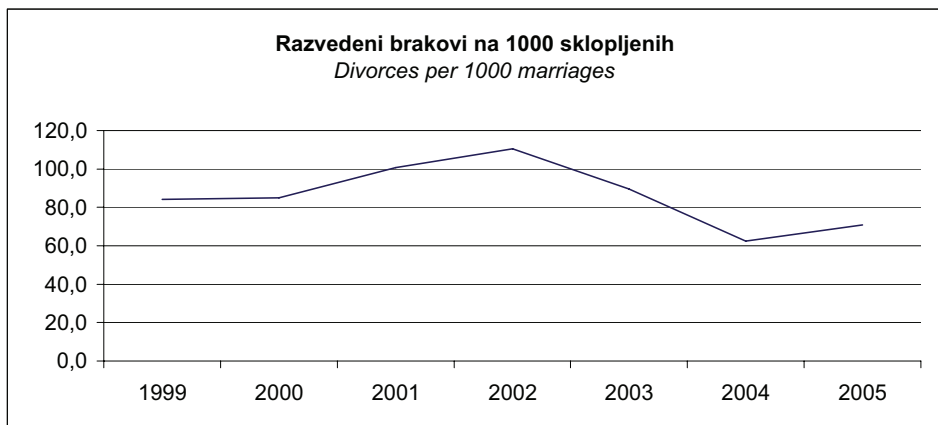
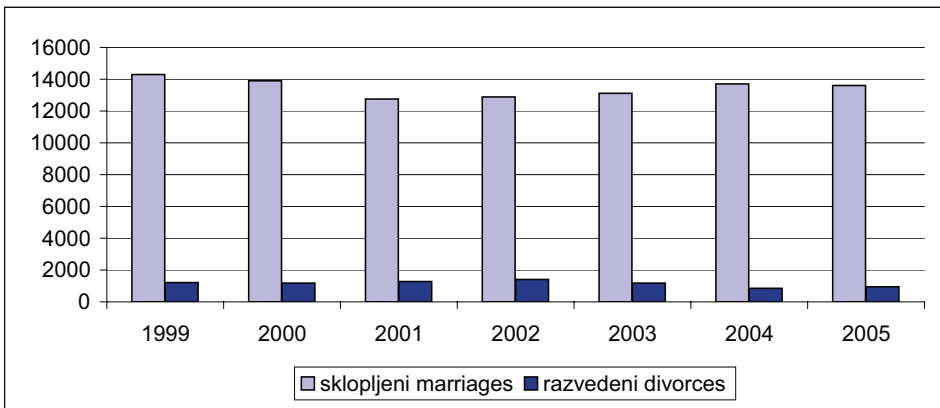
**Nasilne smrti***Violent deaths*

Godina Year	Nesretan slučaj <i>Accident</i>		Samoubistvo <i>Suicide</i>		Ubistvo <i>Murder</i>	
	Žene Women	Muškarci Men	Žene Women	Muškarci Men	Žene Women	Muškarci Men
1999	47	257	43	105	10	29
2000	87	308	61	124	14	30
2001	66	288	49	116	11	31
2002	55	253	65	143	13	38
2003	66	266	60	131	9	30
2004	76	268	51	140	8	28
2005	65	235	55	141	8	29



**Sklopljeni i razvedeni brakovi***Marriages and divorces*

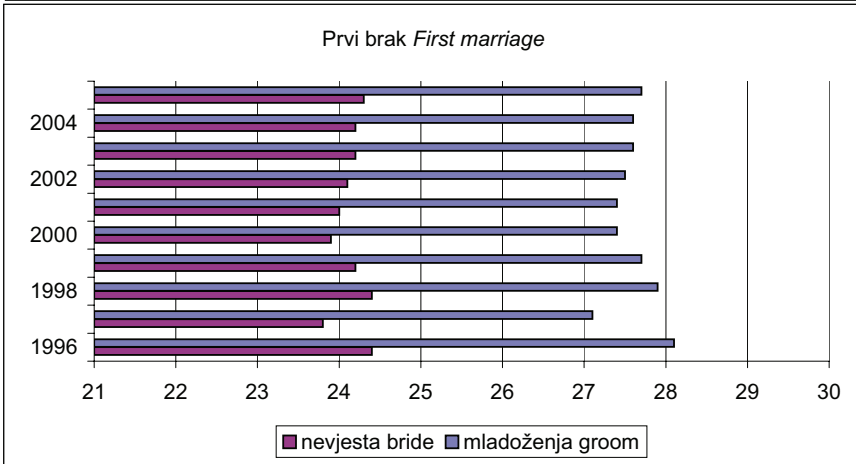
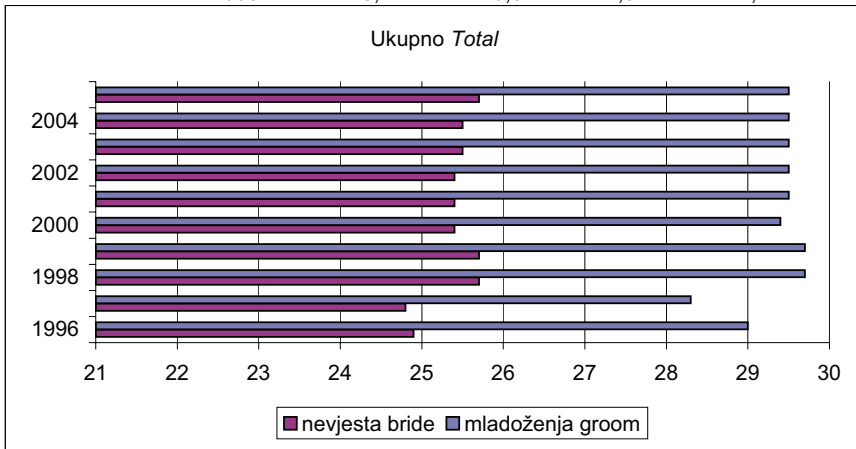
Godina Year	Sklopljeni brakovi Marriages	Razvedeni brakovi Divorces	Razvedeni brakovi na 1000 sklopljenih Divorces per 1000 marriages
1999	14285	1201	84,1
2000	13894	1180	84,9
2001	12758	1286	100,8
2002	12889	1424	110,5
2003	13102	1174	89,6
2004	13695	857	62,6
2005	13620	966	70,9





**Prosječna starost nevjeste - mladoženje pri zaključenju braka***Average age of bride - groom at the time getting married*

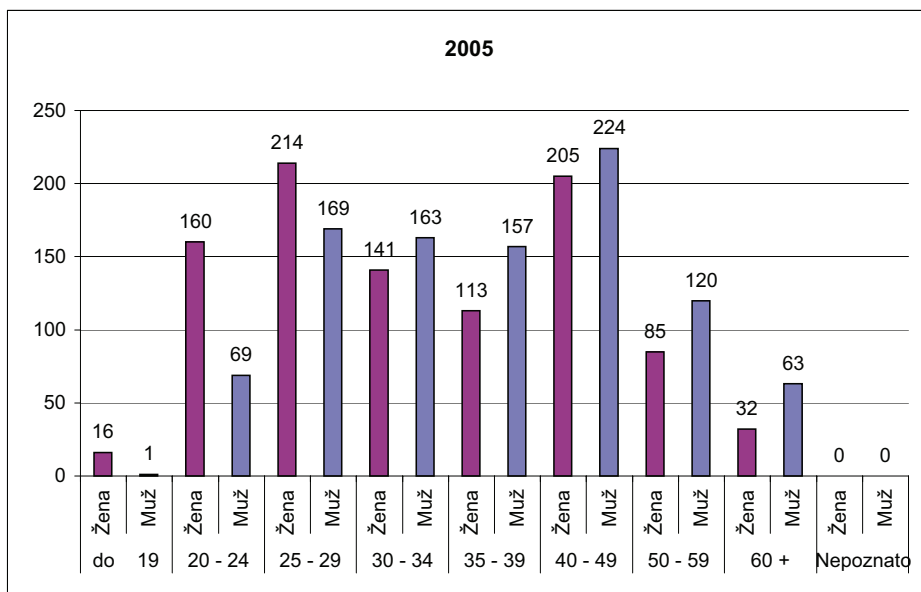
Godina Year	Ukupno Total		Prvi brak First marriage	
	Nevjesta Bride	Mladoženja Groom	Nevjesta Bride	Mladoženja Groom
1996	24,9	29,0	24,4	28,1
1997	24,8	28,3	23,8	27,1
1998	25,7	29,7	24,4	27,9
1999	25,7	29,7	24,2	27,7
2000	25,4	29,4	23,9	27,4
2001	25,4	29,5	24,0	27,4
2002	25,4	29,5	24,1	27,5
2003	25,5	29,5	24,2	27,6
2004	25,5	29,5	24,2	27,6
2005	25,7	29,5	24,3	27,7



## Razvedeni brakovi prema starosti žene i muža

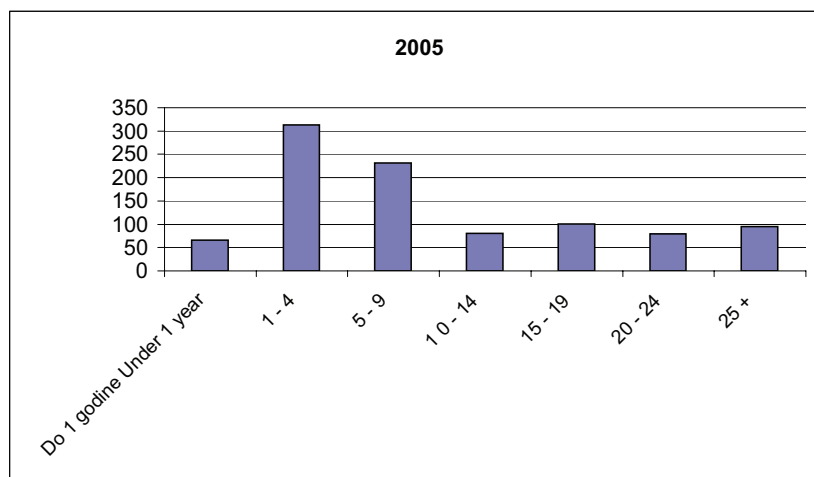
Divorces by age of wife and husband

Starost	Spol	Razvedeni brakovi Divorces							Sex	Age
		1999	2000	2001	2002	2003	2004	2005		
Ukupno		1201	1180	1286	1424	1174	857	966	Total	
do 19	Žena	23	17	19	27	21	16	16	Wife	untill 19
	Muž	4	3	4	0	1	1	1	Husband	
20 - 24	Žena	160	171	202	215	194	165	160	Wife	20 - 24
	Muž	76	81	80	85	76	66	69	Husband	
25 - 29	Žena	218	223	237	275	218	186	214	Wife	25 - 29
	Muž	177	173	203	249	212	160	169	Husband	
30 - 34	Žena	221	188	214	231	202	144	141	Wife	30 - 34
	Muž	246	215	250	255	213	182	163	Husband	
35 - 39	Žena	195	187	189	207	193	122	113	Wife	35 - 39
	Muž	222	217	220	238	202	152	157	Husband	
40 - 49	Žena	236	250	272	301	216	144	205	Wife	40 - 49
	Muž	192	281	310	354	286	171	224	Husband	
50 - 59	Žena	65	84	94	121	89	58	85	Wife	50 - 59
	Muž	93	116	132	151	102	76	120	Husband	
60 +	Žena	37	47	49	44	38	20	32	Wife	60 +
	Muž	63	81	78	86	79	48	63	Husband	
Nepoznato	Žena	46	13	10	3	3	2	0	Wife	Unknown
	Muž	28	13	9	6	3	1	0	Husband	



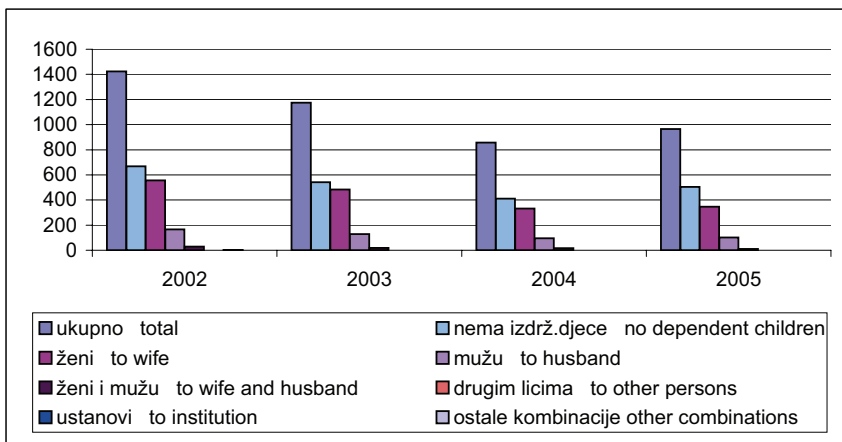
**Razvedeni brakovi prema trajanju braka***Divorces by duration of marriage*

Trajanje braka <i>Duration of marriage</i>	Razvedeni brakovi <i>Divorces</i>						
	1999	2000	2001	2002	2003	2004	2005
Do 1 godine <i>Under 1 year</i>	67	75	81	99	83	53	66
1 - 4	305	306	364	395	352	310	313
5 - 9	261	241	233	288	272	207	232
10 - 14	215	200	215	202	164	95	80
15 - 19	172	139	157	167	124	73	101
20 - 24	86	97	106	120	86	54	79
25 +	95	122	130	153	93	65	95



**Razvedeni brakovi prema odluci o dodjeli i izdržavanju djece***Divorces by dependent children are assigned to*

	Godina Year				
	2002	2003	2004	2005	
<b>Ukupno</b>	<b>1424</b>	<b>1174</b>	<b>857</b>	<b>966</b>	<b>Total</b>
Nema izdržavane djece	668	542	411	505	<i>No dependent children</i>
Ženi	556	484	331	347	<i>To wife</i>
Mužu	166	128	96	101	<i>To husband</i>
Ženi i mužu	30	19	16	11	<i>To wife and husband</i>
Drugim licima	1	0	1	0	<i>To other persons</i>
Ustanovi	2	1	1	1	<i>To institution</i>
Ostale kombinacije	1	0	1	1	<i>Other combinations</i>



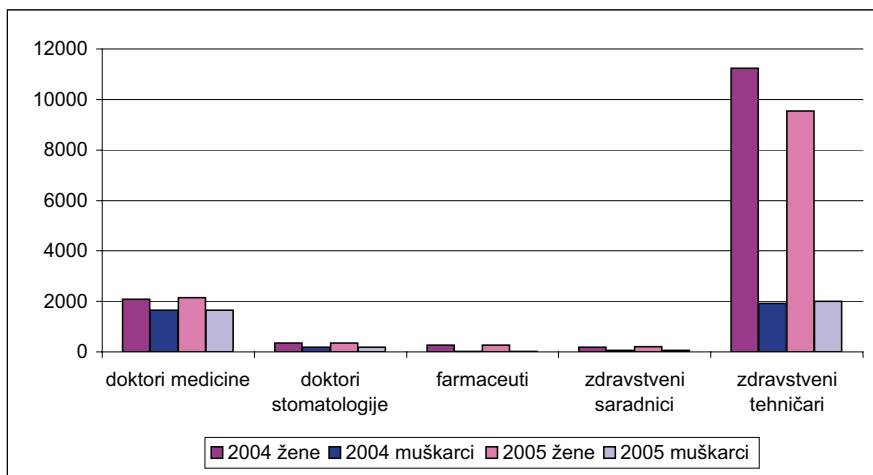
**ZDRAVSTVO**

*HEALTH*



**Zdravstveni radnici zaposleni u zdravstvu***Health personnel employed in health sector*

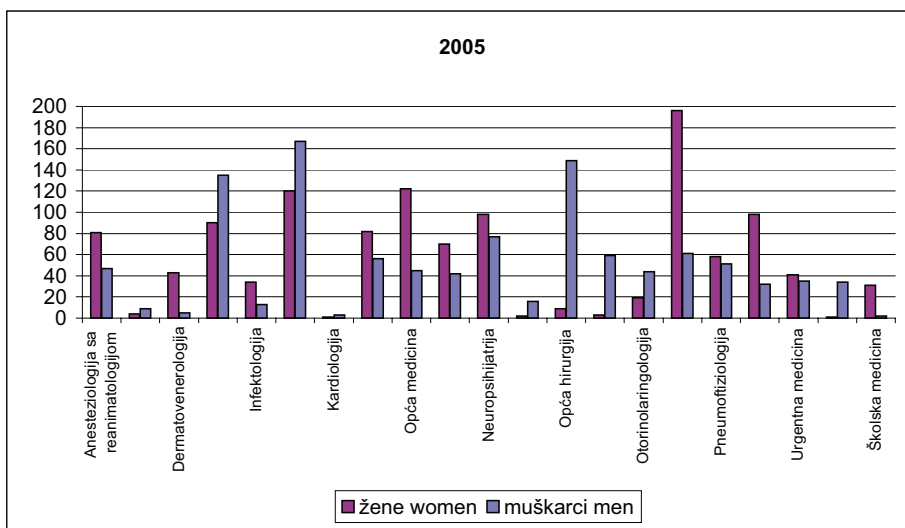
	2004		2005		
	Žene <i>Women</i>	Muškarci <i>Men</i>	Žene <i>Women</i>	Muškarci <i>Men</i>	
Doktori medicine	2080	1649	2147	1653	<i>Physicians</i>
Doktori stomatologije	342	192	342	187	<i>Dentists</i>
Farmaceuti	264	26	263	23	<i>Pharmacists</i>
Zdravstveni saradnici	194	63	214	64	<i>Health associates</i>
Zdravstveni tehničari	11241	1922	9552	1995	<i>Health technical staff</i>



Izvor podataka: Zavod za javno zdravstvo Federacije Bosne i Hercegovine  
 Source of data: Federal institute for public health of The Federation of  
 Bosnia and Herzegovina

**Doktori medicine specijalisti***Physicians specialist***Izabrane specijalnosti***Selected*

	2004		2005		
	Žene Women	Muškarci Men	Žene Women	Muškarci Men	
Anesteziologija sa reanimatologijom	80	49	81	47	Anesthesiology with reanimation
Dječija hirurhija	4	7	4	9	Children surgery
Dermatovenerologija	41	5	43	5	Dermatovenereal diseases
Ginekologija i akušerstvo	86	138	90	135	Gynaecology and obstetrics
Infektologija	35	12	34	13	Infectiology
Interna medicina	117	162	120	167	Internal medicine
Kardiologija	-	4	1	3	Cardiology
Medicina rada	85	61	82	56	Occupational medicine
Opća medicina	102	44	122	45	General practice
Oftamologija	68	40	70	42	Ophthalmology
Neuropsihijatrija	96	72	98	77	Neuropsychiatry
Neurohirurgija	2	27	2	16	Neurology surgery
Opća hirurgija	9	151	9	149	General surgery
Ortopedija	3	98	3	59	Orthopedy
Otorinolaringologija	18	45	19	44	Otorhinolaryngology
Pedijatrija	196	83	196	61	Paediatrics
Pneumoftizijologija	56	54	58	51	Pneumophthiology
Porodična medicina	91	30	98	32	Family medicine
Urgentna medicina	39	32	41	35	Urgent medicine
Urologija	4	34	1	34	Urology
Školska medicina	2	32	31	2	School medicine



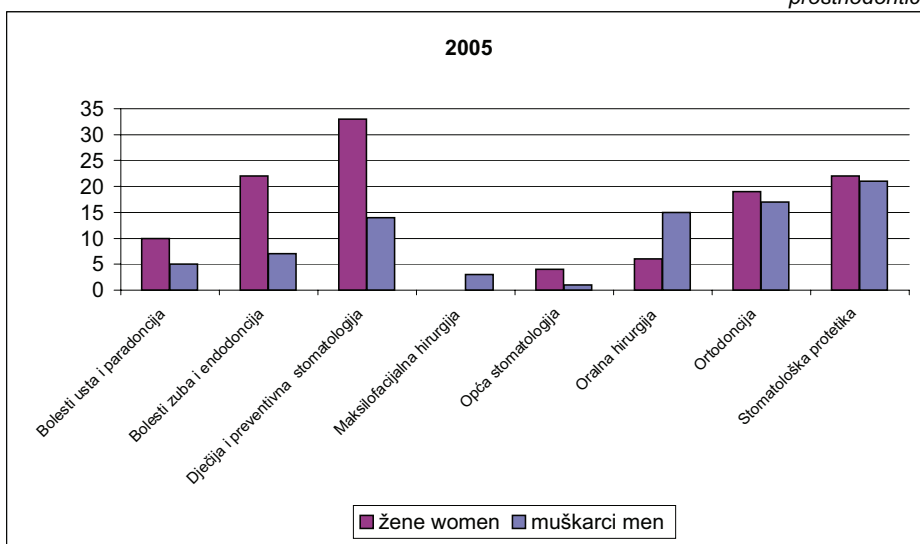
Izvor podataka: Zavod za javno zdravstvo Federacije Bosne i Hercegovine

Source of data: Federal institute for public health of The Federation of Bosnia and Herzegovina



**Doktori stomatologije specijalisti***Dentists specialists*

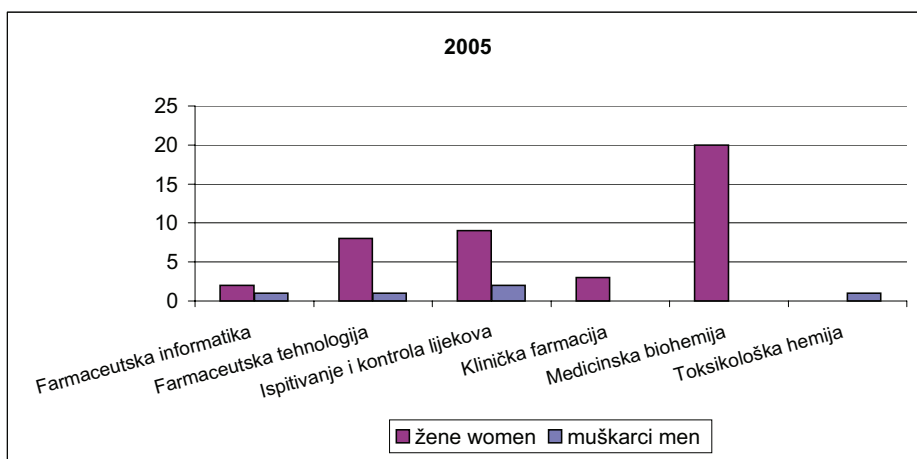
	2004		2005		
	Žene <i>Women</i>	Muškarci <i>Men</i>	Žene <i>Women</i>	Muškarci <i>Men</i>	
Bolesti usta i paradoncija	16	5	10	5	<i>Diseases of oral and paradontical</i>
Bolesti zuba i endodoncija	21	8	22	7	<i>Diseases of the teeth and endodony</i>
Dječija i preventivna stomatologija	30	14	33	14	<i>Children's and prevency stomatology</i>
Maksilofacijalna hirurgija	-	3	-	3	<i>Maxillophacial's surgery</i>
Opća stomatologija	4	2	4	1	<i>General stomatologic</i>
Oralna hirurgija	5	17	6	15	<i>Oral surgery</i>
Ortodoncija	20	17	19	17	<i>Orthodontis</i>
Stomatološka protetika	23	22	22	21	<i>Stomatological prosthodontics</i>



Izvor podataka: Zavod za javno zdravstvo Federacije Bosne i Hercegovine  
 Source of data: Federal institute for public health of The Federation of  
 Bosnia and Herzegovina

**Farmaceuti specijalisti***Pharmacists specialist*

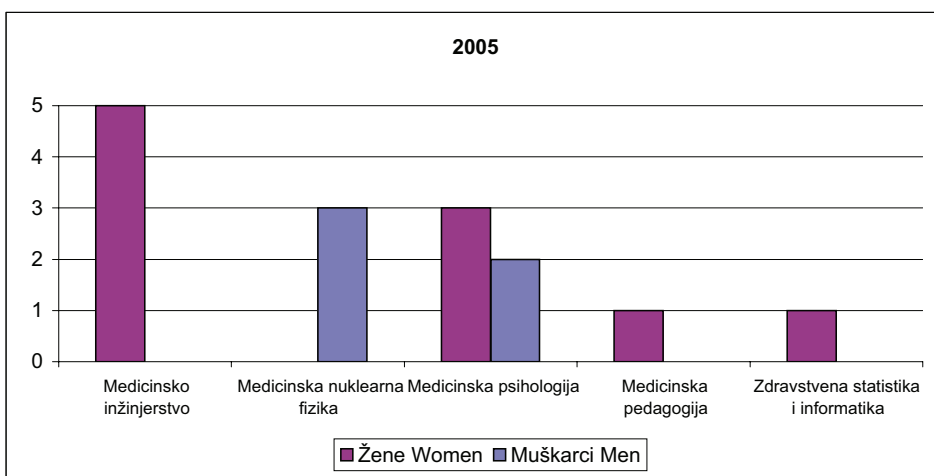
	2004		2005		
	Žene <i>Women</i>	Muškarci <i>Men</i>	Žene <i>Women</i>	Muškarci <i>Men</i>	
Farmaceutska informatika	2	1	2	1	<i>Pharmacy information technology</i>
Farmaceutska tehnologija	9	1	8	1	<i>Pharmacy technology</i>
Ispitivanje i kontrola lijekova	8	1	9	2	<i>Examination and control of medicine</i>
Klinička farmacija	3	-	3	-	<i>Clinical pharmacy</i>
Medicinska biohemija	20	2	20	-	<i>Medical byochemistry</i>
Toksikološka hemija	-	1	-	1	<i>Toxicology</i>



Izvor podataka: Zavod za javno zdravstvo Federacije Bosne i Hercegovine  
 Source of data: Federal institute for public health of The Federation of  
 Bosnia and Herzegovina

**Zdravstveni saradnici, specijalisti***Health associates, specialists*

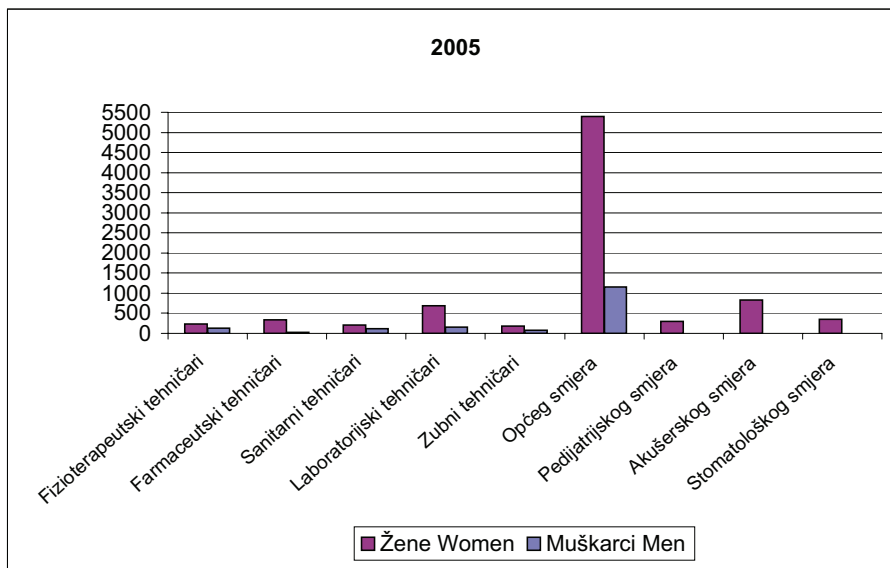
	2004		2005		
	Žene Women	Muškarci Men	Žene Women	Muškarci Men	
Medicinsko inženjerstvo	6	1	5	-	<i>Medical engineering</i>
Medicinska nuklearna fizika	3	4	-	3	<i>Medical nuclear physics</i>
Medicinska psihologija	5	2	3	2	<i>Medical psychology</i>
Medicinska pedagogija	-	-	1	-	<i>Medical pedagogy</i>
Zdravstvena statistika i informatika	-	-	1	-	<i>Health statistics and information technology</i>



Izvor podataka: Zavod za javno zdravstvo Federacije Bosne i Hercegovine  
 Source of data: Federal institute for public health of The Federation of  
 Bosnia and Herzegovina

**Medicinski tehničari prema smjeru***Medical technicians according to specializations*

	2004		2005		
	Žene <i>Women</i>	Muškarci <i>Men</i>	Žene <i>Women</i>	Muškarci <i>Men</i>	
Fizioterapeutski tehničari	233	111	238	132	<i>Physiotherapeutics technicians</i>
Farmaceutski tehničari	343	31	333	32	<i>Pharmacist technicians</i>
Sanitarni tehničari	200	119	204	119	<i>Sanitary technicians</i>
Laboratorijski tehničari	659	154	683	153	<i>Laboratories technicians</i>
Zubni tehničari	191	71	184	72	<i>Dental technicians</i>
Općeg smjera	7213	1113	5390	1154	<i>Of general</i>
Pedijatrijskog smjera	289	2	295	2	<i>Of pediatrics</i>
Akušerskog smjera	807	-	828	1	<i>Of obstetrics</i>
Stomatološkog smjera	357	7	351	6	<i>Of stomatological</i>



Izvor podataka: Zavod za javno zdravstvo Federacije Bosne i Hercegovine  
 Source of data: Federal institute for public health of The Federation of  
 Bosnia and Herzegovina

**Umrli prema uzroku smrti***Deaths by causes of death*

	I 00-I 99	C00-G97 D00-D48	R00-R99	J00-J99	K00-K93	S00-T98		
1999	Žene	4696	1069	387	226	142	87	<i>Women</i>
	Muškarci	4438	1601	392	303	233	301	<i>Men</i>
2000	Žene	4689	1167	441	217	221	118	<i>Women</i>
	Muškarci	4378	1829	425	321	301	271	<i>Men</i>
2001	Žene	4670	1189	523	184	176	92	<i>Women</i>
	Muškarci	4463	1902	441	251	316	262	<i>Men</i>
2002	Žene	4752	1294	507	226	199	102	<i>Women</i>
	Muškarci	4266	1926	501	296	280	305	<i>Men</i>
2003	Žene	5216	1318	607	214	175	101	<i>Women</i>
	Muškarci	4637	2025	540	357	282	253	<i>Men</i>
2004	Žene	5212	1347	475	220	196	83	<i>Women</i>
	Muškarci	4618	1955	458	335	287	257	<i>Men</i>
2005	Žene	5385	1379	369	291	199	73	<i>Women</i>
	Muškarci	4934	2137	405	436	261	233	<i>Men</i>

**I 00-I 99**

Oboljenja cirkulatornog sistema

*Diseases of the circulatory system*

**C00 - C97, D00 - D48**

Neoplazme

*Neoplasms*

**R00 - R99**

Simptomi, znaci nenormalni klinički nalazi i laboratorijski nalazi,

koji nisu drugdje klasificirani

*Diseases of the respiratory system symptoms, signs and abnormal clinical and laboratory findings,*

**J00 - J99**

Oboljenja respiratornog sistema

*Diseases of the respiratory system*

**K00 - K93**

Oboljenja digestivnog trakta

*Diseases of the digestive system*

**S00 - T98**

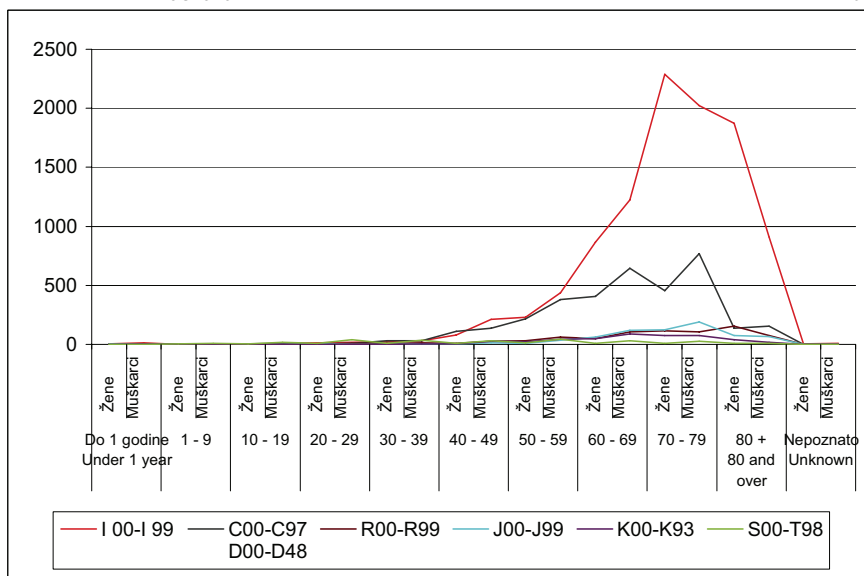
Povrede, trovanja i druge posljedice spoljašnjih uzroka

*Injuries, poisonings and certain other consequences of external causes*

## Umri prema uzroku smrti u 2005.

Deaths by causes of death in 2005

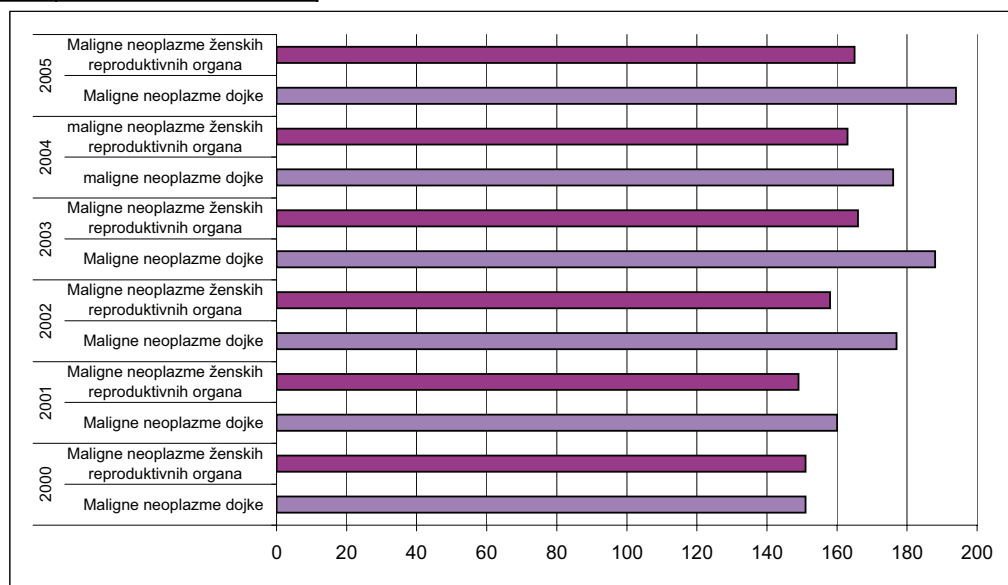
		I 00-I 99	C00-C97 D00-D48	R00-R99	J00-J99	K00-K93	S00-T98	
Do 1 godine	Žene	6	-	4	4	1	-	Women
Under 1 year	Muškarci	13	-	2	1	3	1	Men
1 - 9	Žene	1	4	-	-	-	4	Women
	Muškarci	4	6	-	-	1	8	Men
10 - 19	Žene	1	5	1	2	1	3	Women
	Muškarci	8	8	2	2	-	16	Men
20 - 29	Žene	14	5	-	5	-	7	Women
	Muškarci	19	7	9	2	1	41	Men
30 - 39	Žene	21	33	9	2	-	9	Women
	Muškarci	32	31	13	6	6	36	Men
40 - 49	Žene	80	111	8	4	6	8	Women
	Muškarci	212	135	28	14	25	30	Men
50 - 59	Žene	229	215	29	8	24	12	Women
	Muškarci	438	378	63	36	44	45	Men
60 - 69	Žene	866	408	48	64	50	11	Women
	Muškarci	1225	647	107	118	88	29	Men
70 - 79	Žene	2287	457	116	125	77	11	Women
	Muškarci	2022	768	108	190	74	25	Men
80 +	Žene	1875	139	153	77	39	8	Women
	Muškarci	909	155	73	66	17	8	Men
80 and over	Žene	5	2	1	-	1	-	Women
Nepoznato	Muškarci	7	2	-	1	-	-	Men
Unknown	Muškarci	7	2	-	1	-	-	Men



### Žene umrle od malignih neoplazmi dojke i malignih neoplazmi ženskih reproduktivnih organa prema starosti

Women died of cancer of breast and cancer of women's reproductive organs by age

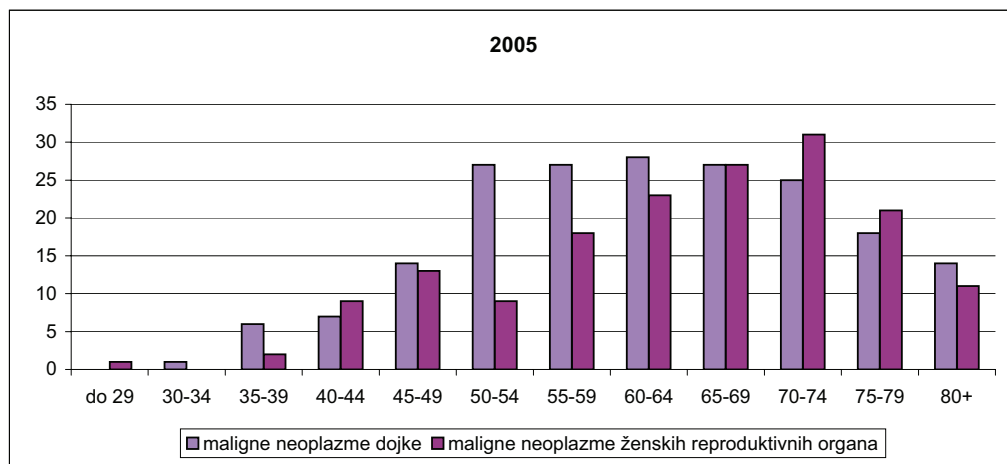
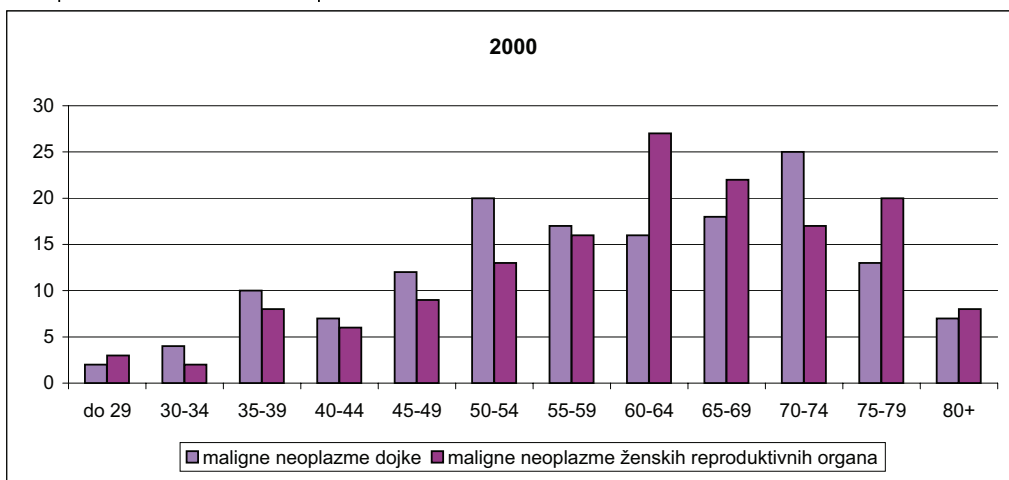
Godina	Uzrok smrti Cause of death	ukup	do 29	30-34	35-39	40-44	45-49	50-54	55-59	60-64	65-69	70-74	75-79	80+
2000	Maligne neoplazme dojke	151	2	4	10	7	12	20	17	16	18	25	13	7
	Maligne neoplazme ženskih reproduktivnih organa	151	3	2	8	6	9	13	16	27	22	17	20	8
2001	Maligne neoplazme dojke	160	-	1	3	9	19	25	29	21	24	13	8	8
	Maligne neoplazme ženskih reproduktivnih organa	149	-	2	7	6	9	21	16	25	20	23	12	8
2002	Maligne neoplazme dojke	177	-	5	5	8	18	31	23	19	22	20	16	10
	Maligne neoplazme ženskih reproduktivnih organa	158	2	-	3	12	18	18	14	20	31	21	13	6
2003	Maligne neoplazme dojke	188	1	1	4	12	25	25	23	32	20	24	11	10
	Maligne neoplazme ženskih reproduktivnih organa	166	2	3	5	8	19	20	17	26	28	15	13	10
2004	maligne neoplazme dojke	176	-	3	7	10	16	19	21	18	28	25	14	15
	maligne neoplazme ženskih reproduktivnih organa	163	-	1	4	11	10	13	19	21	22	15	25	22
2005	Maligne neoplazme dojke	194	-	1	6	7	14	27	27	28	27	25	18	14
	Maligne neoplazme ženskih reproduktivnih organa	165	1	-	2	9	13	9	18	23	27	31	21	11



### Žene umrle od malignih neoplazmi dojke i malignih neoplazmi ženskih reproduktivnih organa prema starosti

Women died of cancer of breast and cancer of women's reproductive organs by age

Godina	Uzrok smrti Cause of death	ukup	do 29	30-34	35-39	40-44	45-49	50-54	55-59	60-64	65-69	70-74	75-79	80+
2000	Maligne neoplazme dojke	151	2	4	10	7	12	20	17	16	18	25	13	7
	Maligne neoplazme ženskih reproduktivnih organa	151	3	2	8	6	9	13	16	27	22	17	20	8
2005	Maligne neoplazme dojke	194	-	1	6	7	14	27	27	28	27	25	18	14
	Maligne neoplazme ženskih reproduktivnih organa	165	1	-	2	9	13	9	18	23	27	31	21	11



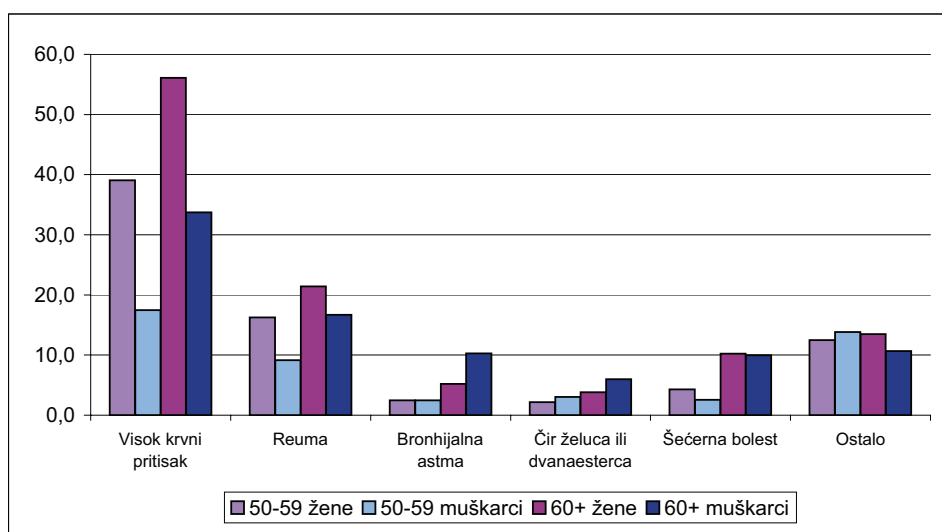


**Stanovništva starosti 50 godina i više sa hroničnim oboljenjima prema vrsti oboljenja**

Population 50 years and older reporting chronic illness according to nature of illness

%

Hronično oboljenje	50-59		60+		Chronic illness
	Žene Women	Muškarci Men	Žene Women	Muškarci Men	
Visok krvni pritisak	39,1	17,5	56,1	33,7	High blood pressure
Reuma	16,2	9,2	21,4	16,7	Arthritis
Bronhijalna astma	2,5	2,5	5,2	10,3	Bronchial asthma
Čir želuca ili dvanaesterca	2,2	3,0	3,8	6,0	Stomach ulcer
Šećerna bolest	4,3	2,6	10,2	10,0	Diabetes
Ostalo	12,5	13,8	13,5	10,7	Other



Izvor podataka: Anketa o mjeranju životnog standarda, 2001.

Source of data: Living Standard Measurement Survey, 2001



**OBRAZOVANJE**

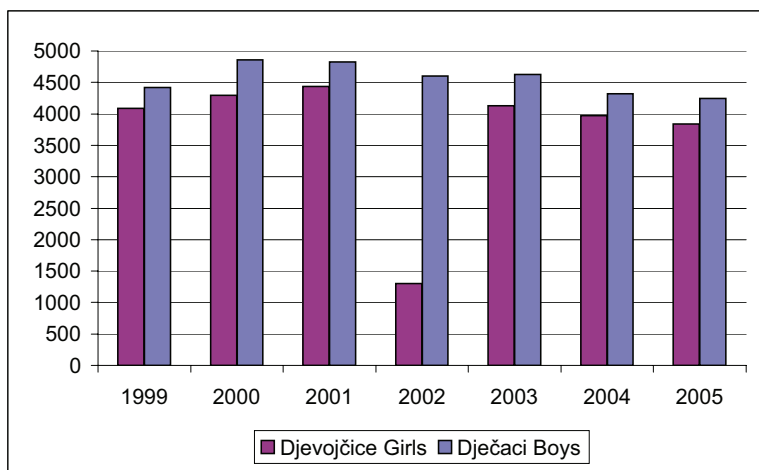
*EDUCATION*



**Djeca u predškolskim ustanovama**

*Children in pre-school institutions*

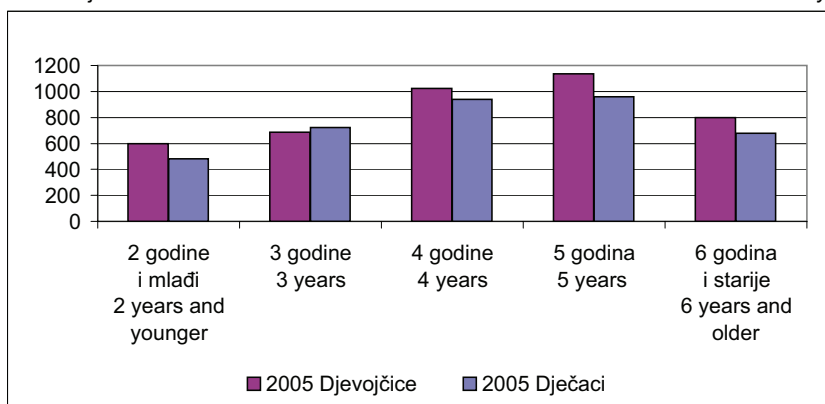
	Predškolske ustanove <i>Pre-school institutions</i>	Djevojčice <i>Girls</i>	Dječaci <i>Boys</i>
1999	97	4089	4417
2000	105	4295	4855
2001	117	4440	4830
2002	118	1298	4601
2003	123	4132	4629
2004	129	3974	4324
2005	129	3836	4245



**Djeca u predškolskim ustanovama prema uzrastu**

*Children in pre-school institutions by age*

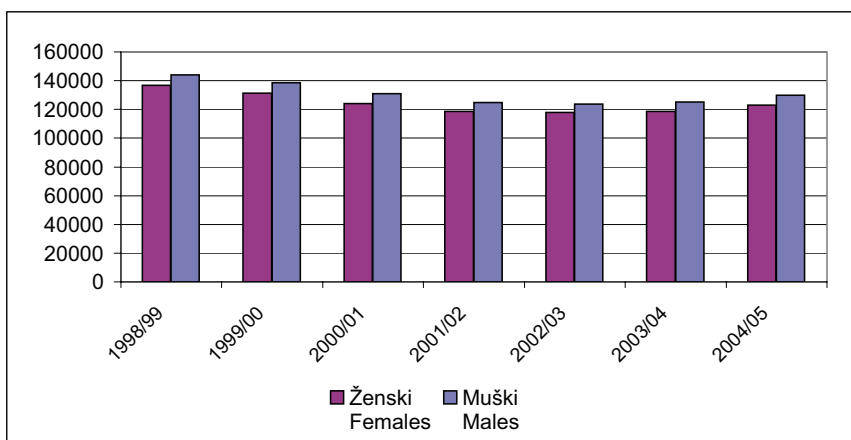
		2 godine i mlađi <i>2 years and younger</i>	3 godine <i>3 years</i>	4 godine <i>4 years</i>	5 godina <i>5 years</i>	6 godina i starije <i>6 years and older</i>	
1999	Djevojčice	442	787	1043	914	903	<i>Girls</i>
	Dječaci	494	831	1090	1110	892	<i>Boys</i>
2000	Djevojčice	410	773	1020	1080	1012	<i>Girls</i>
	Dječaci	486	846	1123	1159	1241	<i>Boys</i>
2001	Djevojčice	408	781	1044	1092	1115	<i>Girls</i>
	Dječaci	474	788	1117	1197	1254	<i>Boys</i>
2002	Djevojčice	440	756	964	1023	1115	<i>Girls</i>
	Dječaci	430	792	1032	1147	1200	<i>Boys</i>
2003	Djevojčice	437	677	1019	1051	944	<i>Girls</i>
	Dječaci	545	710	884	1168	1322	<i>Boys</i>
2004	Djevojčice	530	625	1058	1194	907	<i>Girls</i>
	Dječaci	484	704	971	1031	784	<i>Boys</i>
2005	Djevojčice	598	688	1023	1136	800	<i>Girls</i>
	Dječaci	480	721	938	960	677	<i>Boys</i>



**Učenici u osnovnim školama (kraj školske godine)**

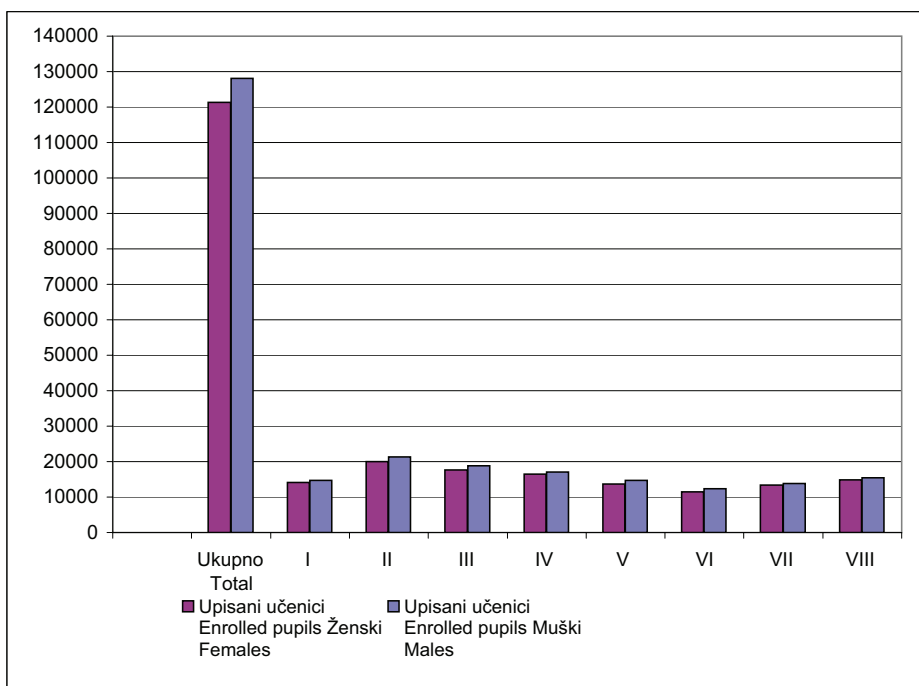
*Pupils in elementary school (end of school year)*

Školska godina <i>School year</i>	Ženski <i>Females</i>	Muški <i>Males</i>
1998/99	136776	144135
1999/00	131420	138419
2000/01	123985	131152
2001/02	118532	124937
2002/03	117954	123866
2003/04	118464	125004
2004/05	122828	129972



**Upisani učenici u osnovnu školu 2005/06 školske godine po razredima**  
*Enrolled pupils in elementary school 2005/06 by classes*

Razred Class	Upisani učenici Enrolled pupils	
	Ženski Females	Muški Males
Ukupno Total	121372	128094
I	14050	14693
II	19961	21294
III	17600	18823
IV	16398	17029
V	13728	14679
VI	11457	12319
VII	13362	13882
VIII	14816	15375

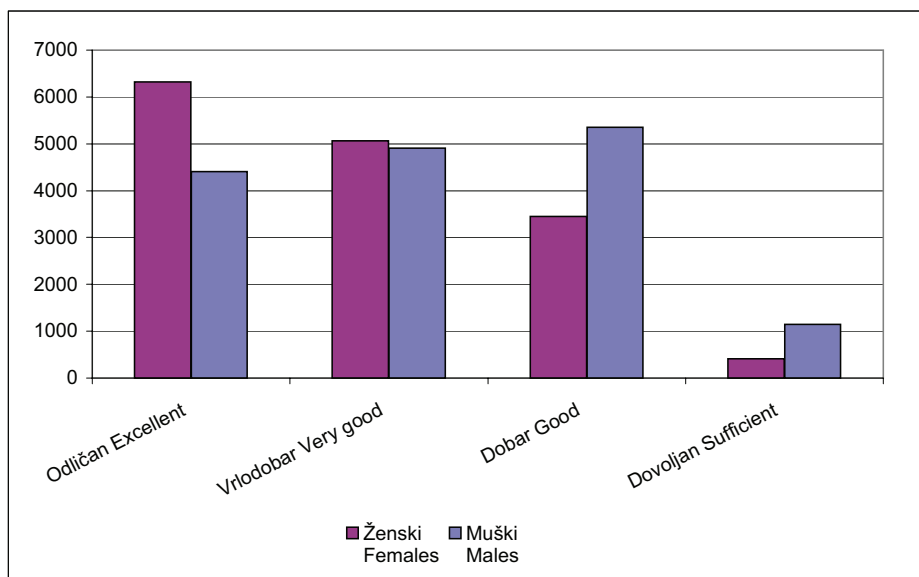




**Učenici koji su završili osnovnu školu prema uspjehu u školskoj 2004/05. godini**

*Pupils who completed elementary school by issu, school year 2004/05*

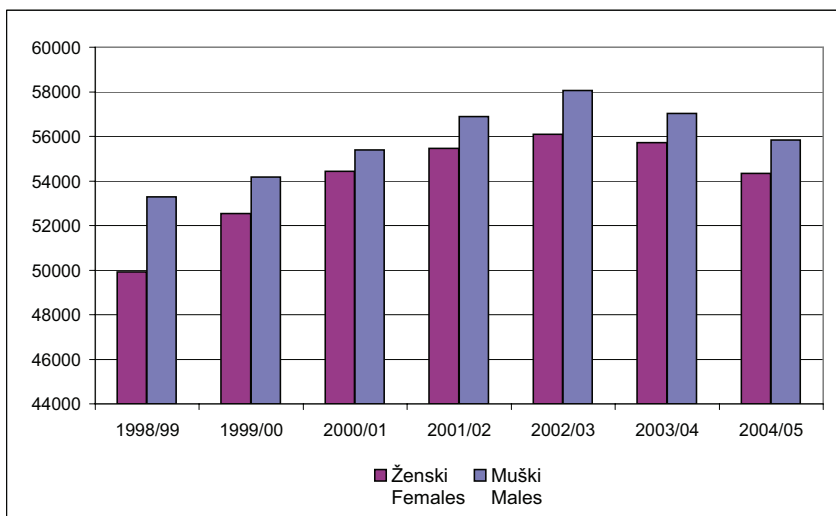
Uspjeh <i>Issu</i>	Ženski Females	Muški Males
Odličan <i>Excellent</i>	6326	4404
Vrlodobar <i>Very good</i>	5063	4912
Dobar <i>Good</i>	3451	5349
Dovoljan <i>Sufficient</i>	413	1146



**Broj učenika u srednjim školama, kraj školske godine**

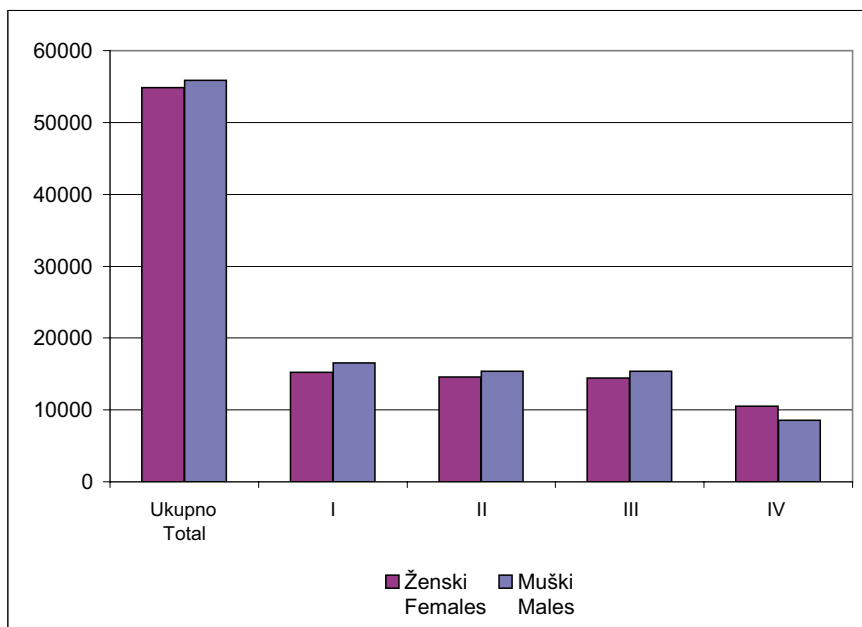
*Pupils in secondary education, end of school year*

Školska godina <i>School year</i>	Ženski <i>Females</i>	Muški <i>Males</i>
1998/99	49924	53294
1999/00	52544	54179
2000/01	54428	55399
2001/02	55467	56889
2002/03	56097	58051
2003/04	55713	57034
2004/05	54337	55840



**Upisani učenici srednjih škola, početak 2005/06**  
*Enrolled pupils secondary schools, beginning 2005/06*

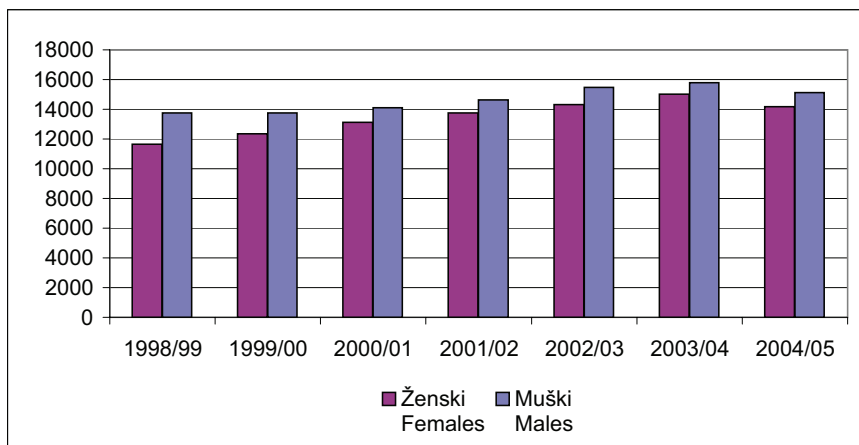
Razred Class	Ženski Females	Muški Males
Ukupno Total	54824	55860
I	15233	16514
II	14603	15378
III	14456	15382
IV	10532	8586



**Redovni učenici koji su završili srednju školu**

*Regular pupils, graduates - the end of secondary schools*

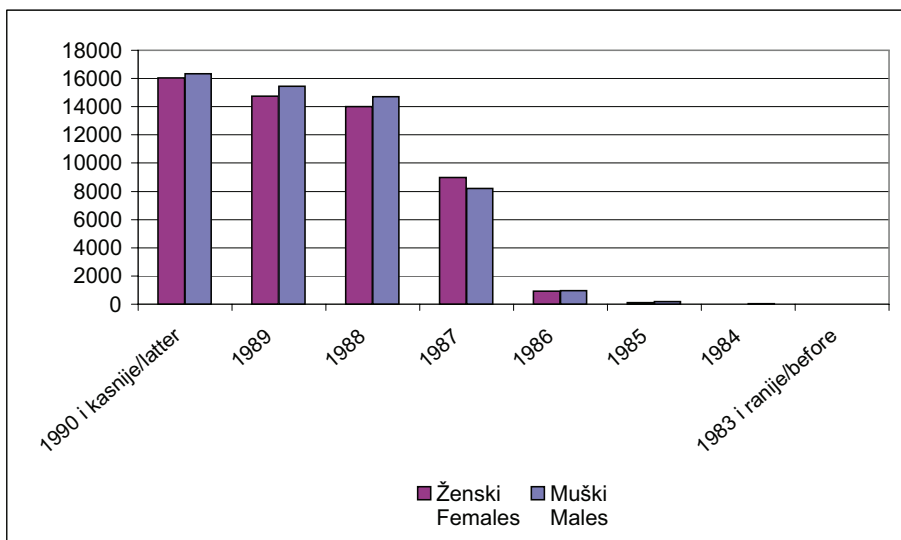
Školska godina School year	Ženski Females	Muški Males	Trogodišnja Three years		Četverogodišnja Four years	
			Ženski Females	Muški Males	Ženski Females	Muški Males
1998/99	11661	13761	4303	7768	7358	5993
1999/00	12339	13746	4475	7499	7864	6247
2000/01	13112	14119	4522	7422	8590	6697
2001/02	13756	14634	4628	7344	9128	7290
2002/03	14301	15482	4613	7574	9688	7908
2003/04	15010	15795	4390	7422	10507	8357
2004/05	14184	15114	3844	6674	10267	8431



**Učenici srednjih škola po godinama rođenja, početak 2005/06**

*Pupils by year of birth, beginning of school year 2005/06*

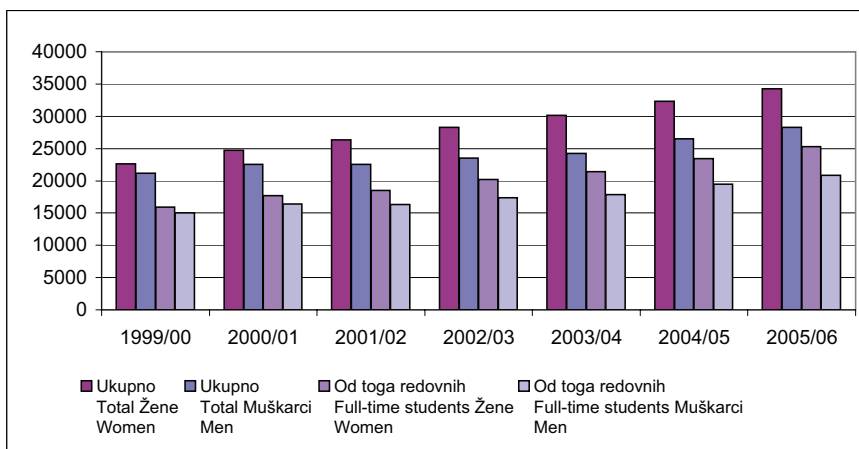
Godina rođenja <i>Year of birth</i>	Ženski <i>Females</i>	Muški <i>Males</i>
1990 i kasnije/ <i>latter</i>	16024	16334
1989	14738	15452
1988	14023	14698
1987	8977	8196
1986	922	964
1985	120	176
1984	16	33
1983 i ranije/ <i>before</i>	4	12



**Studenti u visokoškolskim ustanovama**

*Students in institutions of high education*

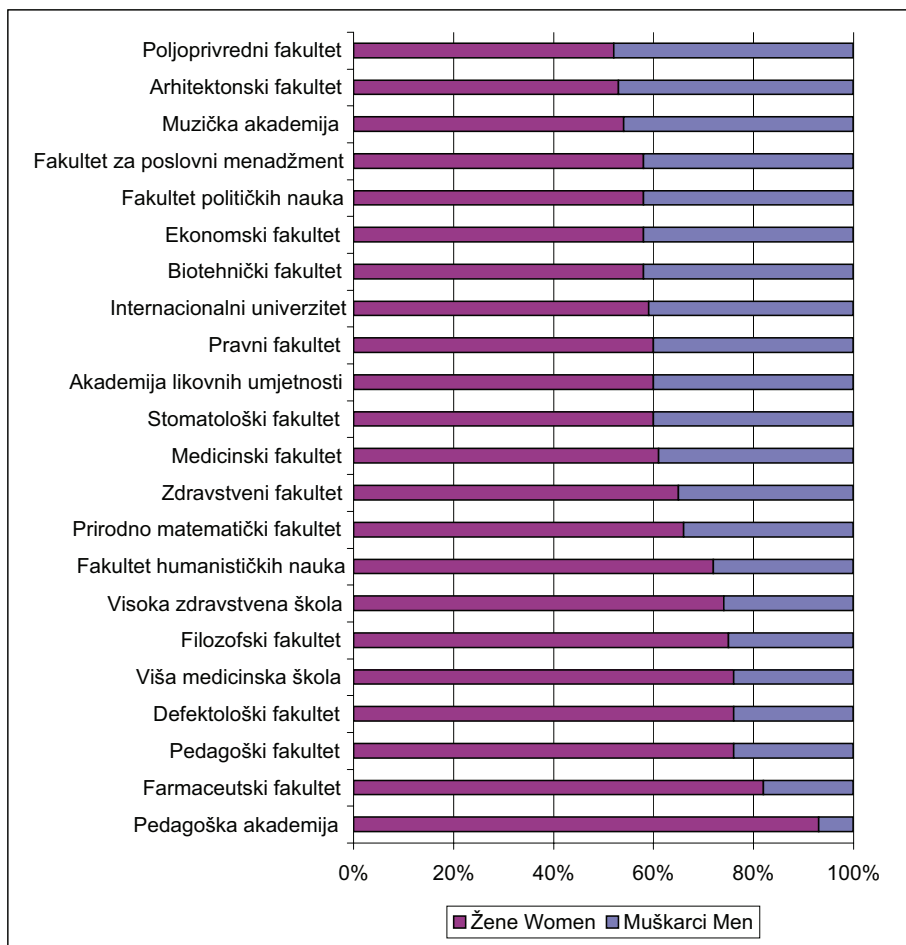
	Ukupno <i>Total</i>		Od toga redovnih <i>Full-time students</i>	
	Žene <i>Women</i>	Muškarci <i>Men</i>	Žene <i>Women</i>	Muškarci <i>Men</i>
1999/00	22635	21204	15942	15005
2000/01	24721	22521	17688	16390
2001/02	26331	22535	18500	16361
2002/03	28264	23507	20183	17371
2003/04	30166	24259	21380	17859
2004/05	32337	26497	23459	19435
2005/06	34251	28295	25273	20888



**Fakulteti sa 50% i više ženskih studenata, 2005/06**

*Faculties with 50% and more females students, 2005/06*

	Zene Women	Muškarci Men	%
Pedagoška akademija	93	7	<i>Academy of education</i>
Farmaceutski fakultet	82	18	<i>Pharmacy</i>
Pedagoški fakultet	76	24	<i>Pedagogy</i>
Defektološki fakultet	76	24	<i>Special education</i>
Viša medicinska škola	76	24	<i>School of higher learning in medicine</i>
Filozofski fakultet	75	25	<i>Philosophy</i>
Visoka zdravstvena škola	74	26	<i>School of higher learning in health</i>
Fakultet humanističkih nauka	72	28	<i>Studies for humane</i>
Prirodno matematički fakultet	66	34	<i>Natural science and mathematics</i>
Zdravstveni fakultet	65	35	<i>Faculty of Health</i>
Medicinski fakultet	61	39	<i>Medicine</i>
Stomatološki fakultet	60	40	<i>Dentistry</i>
Akademija likovnih umjetnosti	60	40	<i>Academy of fine arts</i>
Pravni fakultet	60	40	<i>Law</i>
Internacionalni univerzitet	59	41	<i>International University</i>
Biotehnički fakultet	58	42	<i>Bio tehnicl</i>
Ekonomski fakultet	58	42	<i>Economy</i>
Fakultet političkih nauka	58	42	<i>Political science</i>
Fakultet za poslovni menadžment	58	42	<i>Faculty for business management</i>
Muzička akademija	54	46	<i>Academy of music</i>
Arhitektonski fakultet	53	47	<i>Architecture</i>
Poljoprivredni fakultet	52	48	<i>Agriculture</i>

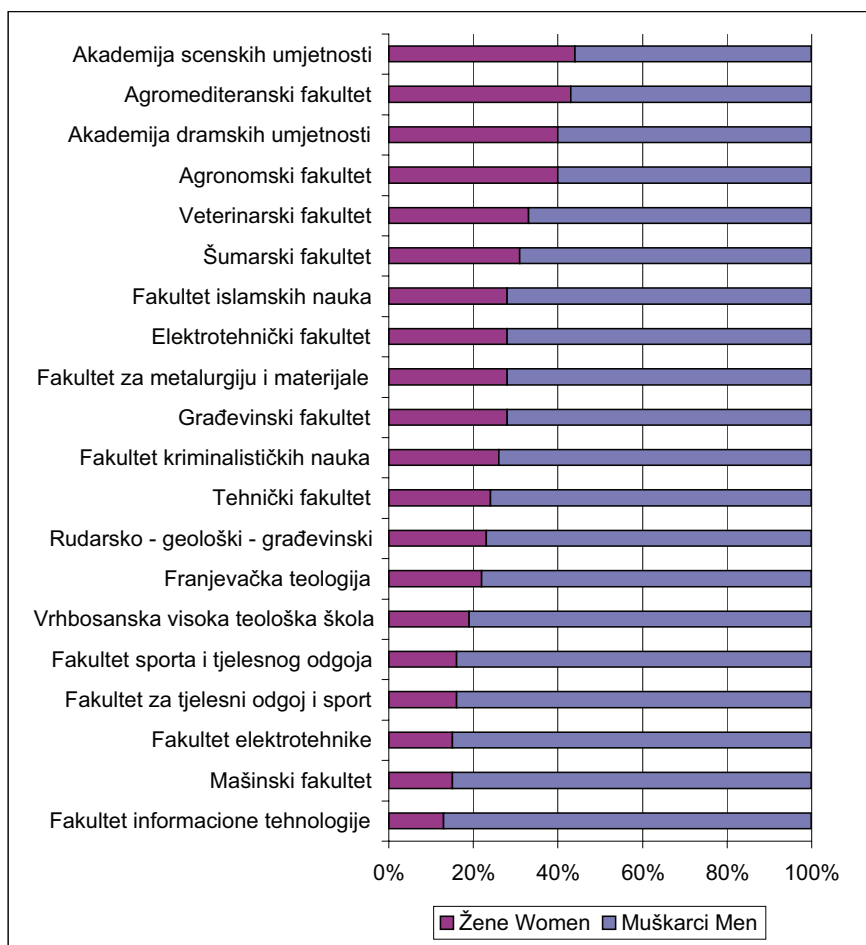




**Fakulteti sa 50% i više muških studenata, 2005/06***Faculties with 50% and more males students, 2005/06*

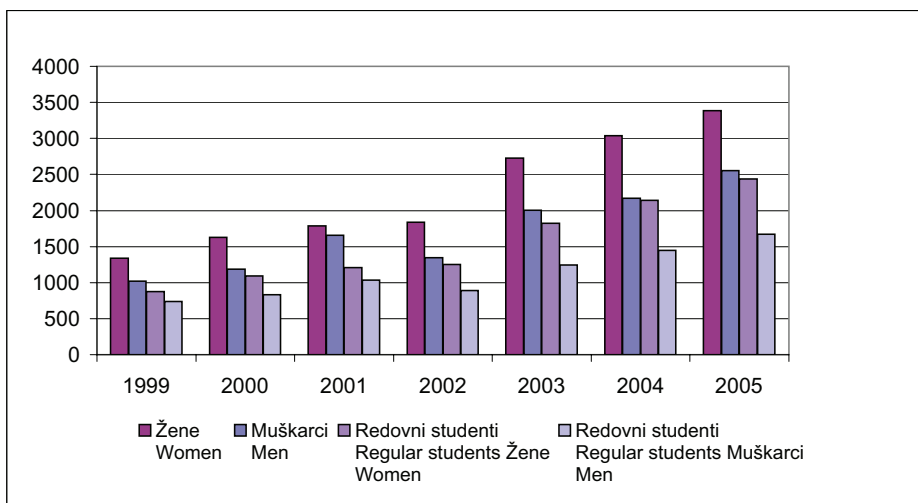
%

	Žene Women	Muškarci Men	
Fakultet informacione tehnologije	13	87	<i>Faculty of information technologies</i>
Mašinski fakultet	15	85	<i>Faculty of mechanical engineering</i>
Fakultet elektrotehnike	15	85	<i>Faculty of electrical engineering</i>
Fakultet za tjelesni odgoj i sport	16	84	<i>Faculty of sport</i>
Fakultet sporta i tjelesnog odgoja	16	84	<i>Physical culture</i>
škola	19	81	<i>Catholic theological high school</i>
Franjevačka teologija	22	78	<i>Theology of Saint Francisci Assisiencies</i>
Rudarsko - geološki - građevinski	23	77	<i>Faculty of Mining - Geology - Construction</i>
Tehnički fakultet	24	76	<i>Faculty of mechanical engineering</i>
Fakultet kriminalističkih nauka	26	74	<i>Faculty for criminology</i>
Građevinski fakultet	28	72	<i>Faculty of civil engineering</i>
Fakultet za metalurgiju i materijale	28	72	<i>Faculty of metallurgy</i>
Elektrotehnički fakultet	28	72	<i>Faculty of electrical engineering</i>
Fakultet islamskih nauka	28	72	<i>Faculty of islamic sciences</i>
Šumarski fakultet	31	69	<i>Faculty of forestry</i>
Veterinarski fakultet	33	67	<i>Veterinary faculty</i>
Agronomski fakultet	40	60	<i>Faculty of agronomy</i>
Akademija dramskih umjetnosti	40	60	<i>Academy of Dramatizations</i>
Agromediterranski fakultet	43	57	<i>Studies for Agromediterranean Culture</i>
Akademija scenskih umjetnosti	44	56	<i>Academy of Scenes Arts</i>



**Diplomirani studenti**  
*Graduated students*

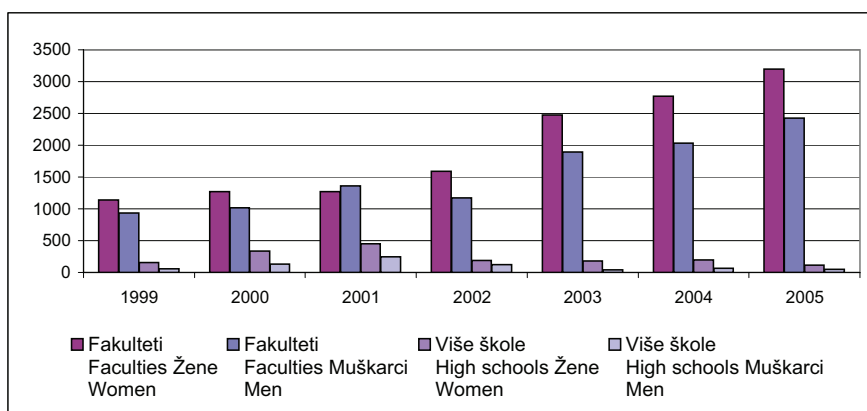
Godina Year	Žene Women	Muškarci Men	Redovni studenti Regular students	
			Žene Women	Muškarci Men
1999	1341	1023	878	736
2000	1631	1189	1090	833
2001	1785	1657	1209	1031
2002	1835	1343	1254	889
2003	2726	2004	1820	1243
2004	3035	2168	2138	1449
2005	3386	2555	2440	1672



**Diplomirani studenti, fakulteti i više škole**

*Graduated students, faculties and high schools*

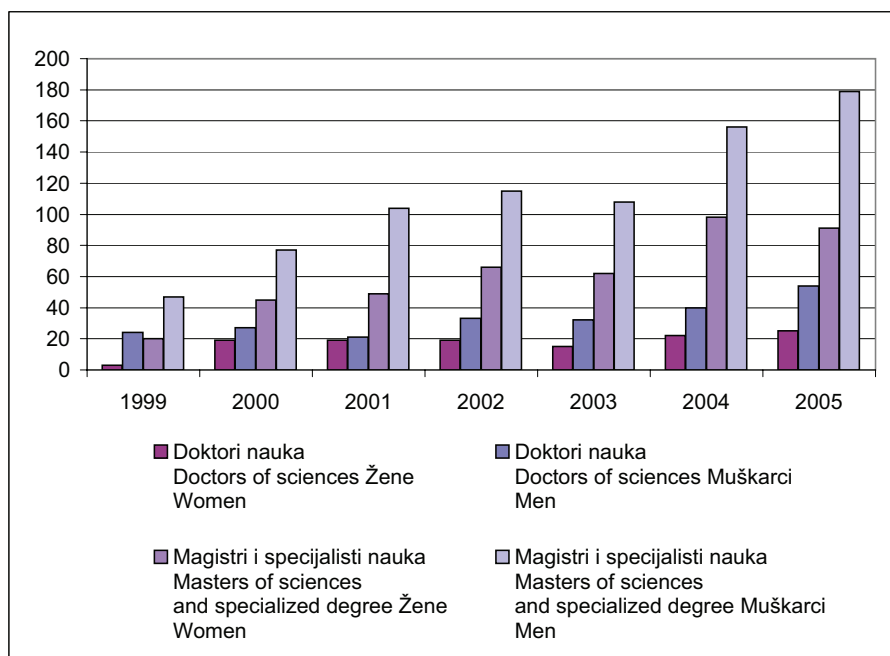
Godina Year	Fakulteti Faculties		Više škole High schools	
	Žene Women	Muškarci Men	Žene Women	Muškarci Men
1999	1142	935	155	61
2000	1268	1013	337	135
2001	1271	1363	452	248
2002	1593	1172	192	126
2003	2477	1896	180	44
2004	2772	2032	200	63
2005	3200	2425	113	49



**Promovirani doktori nauka, magistri i specijalisti nauka**

*Doctors of science, masters of science and specialized degree*

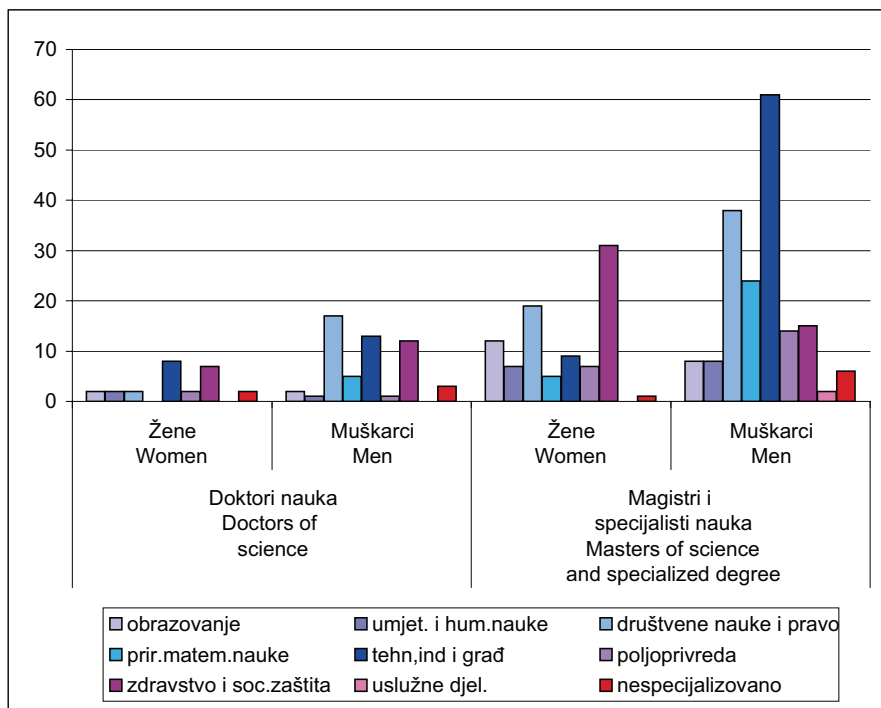
Godina Year	Doktori nauka <i>Doctors of sciences</i>		Magistri i specijalisti nauka <i>Masters of sciences and specialized degree</i>	
	Žene <i>Women</i>	Muškarci <i>Men</i>	Žene <i>Women</i>	Muškarci <i>Men</i>
1999	3	24	20	47
2000	19	27	45	77
2001	19	21	49	104
2002	19	33	66	115
2003	15	32	62	108
2004	22	40	98	156
2005	25	54	91	179



**Doktori nauka, magistri i specijalisti koji su stekli zvanje u 2005. godini prema naučnim oblastima**

*Doctors of science, Masters of science and specialized degree according to fields of science and by universities in 2005*

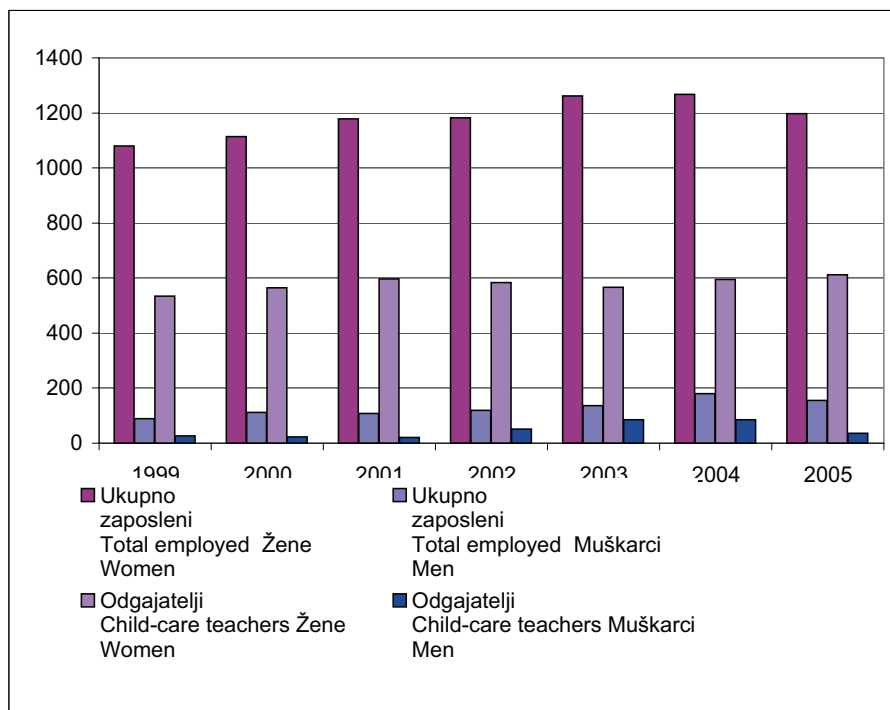
Naučna oblast	Doktori nauka <i>Doctors of science</i>		Magistri i specijalisti nauka <i>Masters of science and specialized degree</i>		Field of science
	Žene <i>Women</i>	Muškarci <i>Men</i>	Žene <i>Women</i>	Muškarci <i>Men</i>	
Obrazovanje	2	2	12	8	<i>Education</i>
Umjetnost i humanističke nauke	2	1	7	8	<i>Humanities and arts</i>
Društvene i pravo	2	17	19	38	<i>Social science and law</i>
Prirodno matematičke nauke	-	5	5	24	<i>Natural Engineering, industry, construction</i>
Tehnika, industrija, građevinarstvo	8	13	9	61	
Poljoprivreda	2	1	7	14	<i>Agriculture</i>
Zdravstvo i socijalna zaštita	7	12	31	15	<i>Health and social welfare</i>
Uslužne djelatnosti	-	-	-	2	<i>Services</i>
Nespecijalizovano	2	3	1	6	<i>Undefined</i>



**Zaposleni u predškolskim ustanovama**

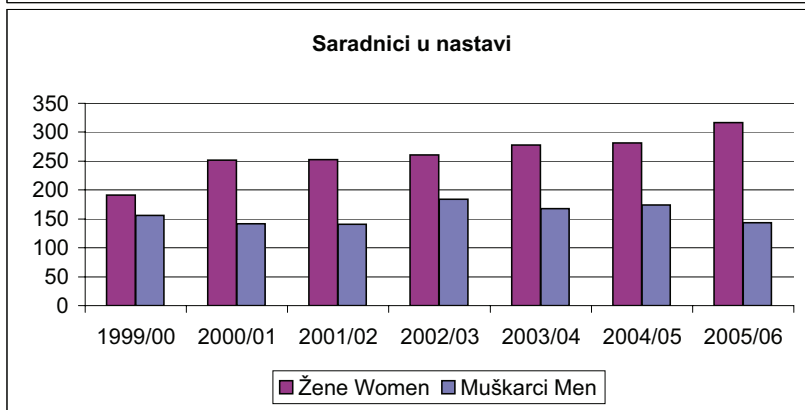
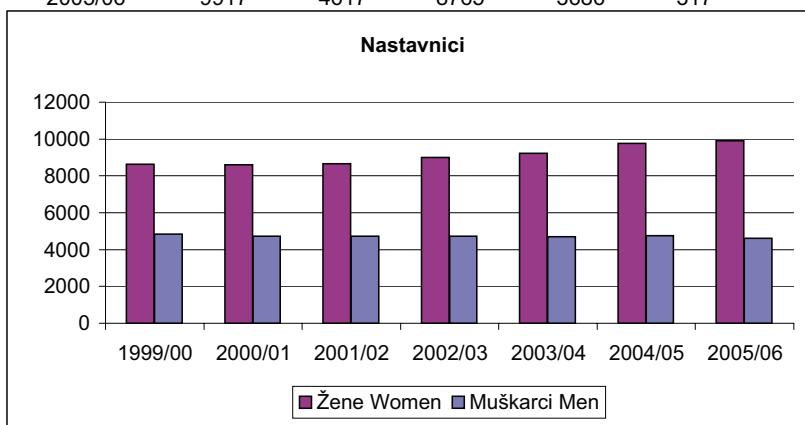
*Employed in pre-school institutions*

Godina Year	Ukupno zaposleni <i>Total employed</i>		Odgajatelji <i>Child-care teachers</i>	
	Žene <i>Women</i>	Muškarci <i>Men</i>	Žene <i>Women</i>	Muškarci <i>Men</i>
1999	1080	89	535	27
2000	1114	111	565	22
2001	1178	108	596	21
2002	1182	119	583	52
2003	1261	137	567	85
2004	1267	180	595	85
2005	1197	155	611	36



**Nastavnici i suradnici u nastavi, u osnovnim školama, početak školske godine**  
*Teachers and advisers for instruction in elementary schools, beginning of school year*

	Nastavnici <i>Teachers</i>				Saradnici u nastavi <i>Advisers for instruction</i>	
	Žene <i>Women</i>	Muškarci <i>Men</i>	Sa punim radnim vremenom <i>Full-time</i>		Žene <i>Women</i>	Muškarci <i>Men</i>
			Žene <i>Women</i>	Muškarci <i>Men</i>		
1999/00	8632	4828	8094	4265	191	156
2000/01	8600	4731	7970	4132	252	142
2001/02	8653	4725	8043	4120	253	141
2002/03	9010	4715	8165	4002	261	184
2003/04	9219	4711	8314	3968	278	168
2004/05	9753	4754	8694	3855	281	174
2005/06	9917	4617	8765	3686	317	143

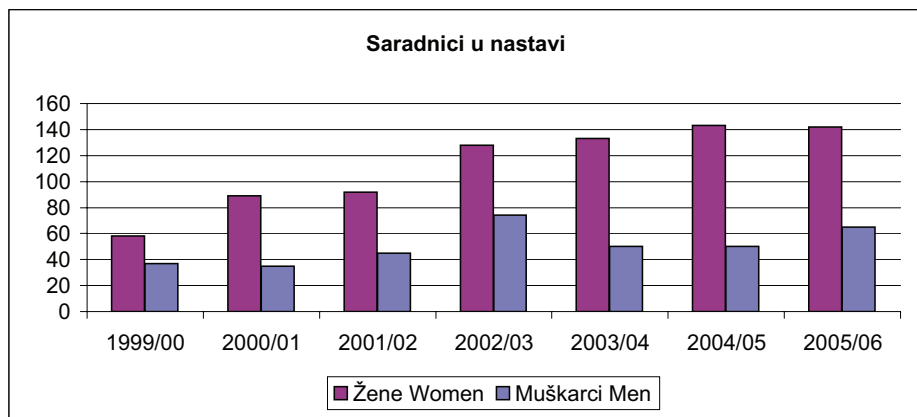
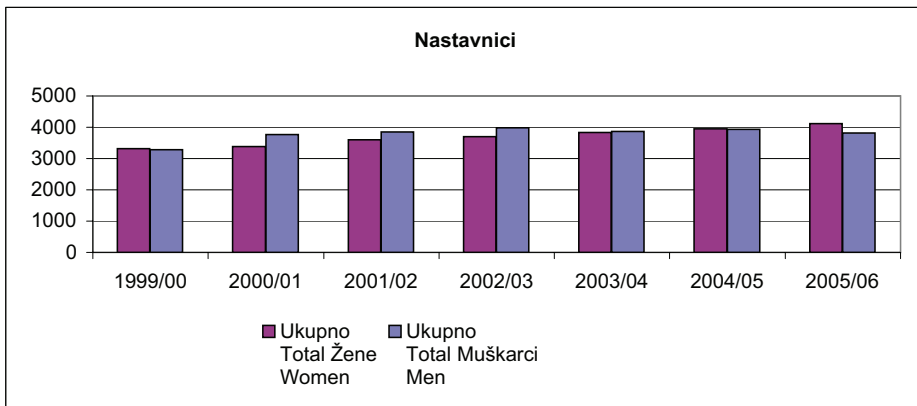




**Nastavno osoblje u srednjim školama, početak školske godine**

*Teachers in secondary education, beginning of school year*

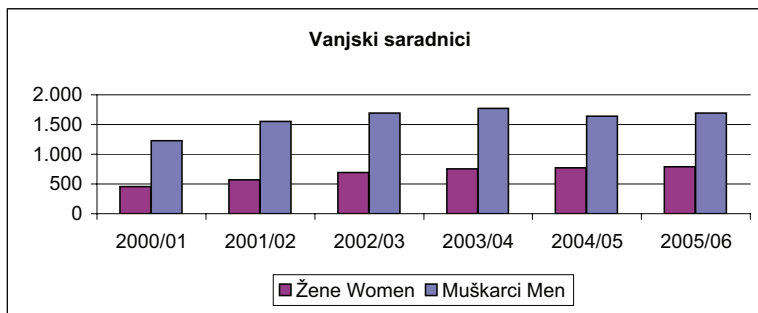
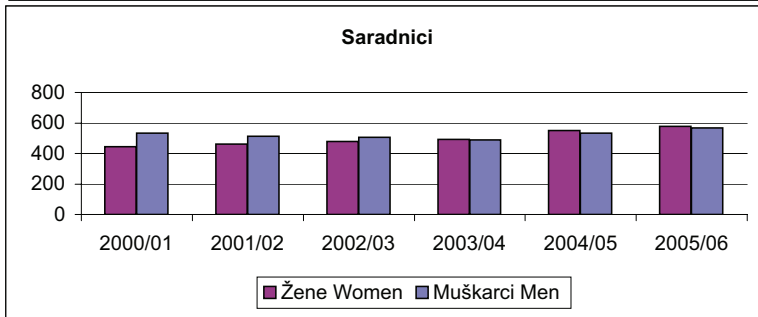
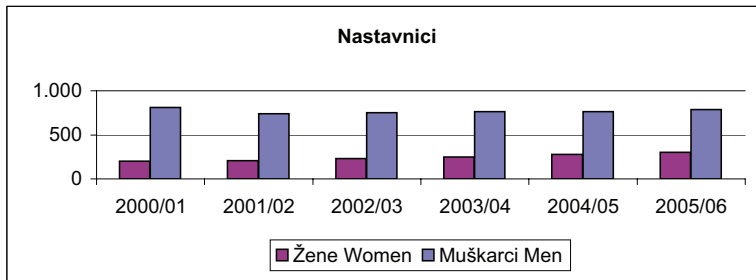
	Ukupno <i>Total</i>		Sa punim radnim vremenom <i>Full-time</i>		Saradnici u nastavi <i>Advisers</i>	
	Žene <i>Women</i>	Muškarci <i>Men</i>	Žene <i>Women</i>	Muškarci <i>Men</i>	Žene <i>Women</i>	Muškarci <i>Men</i>
1999/00	3319	3282	2408	2670	58	37
2000/01	3384	3773	2544	2669	89	35
2001/02	3595	3853	2548	2528	92	45
2002/03	3708	3980	2690	2598	128	74
2003/04	3830	3865	2749	2518	133	50
2004/05	3942	3939	2825	2580	143	50
2005/06	4109	3819	2905	2556	142	65



**Nastavnici i saradnici u visokoškolskim ustanovama**

*Teachers at institutions of high education*

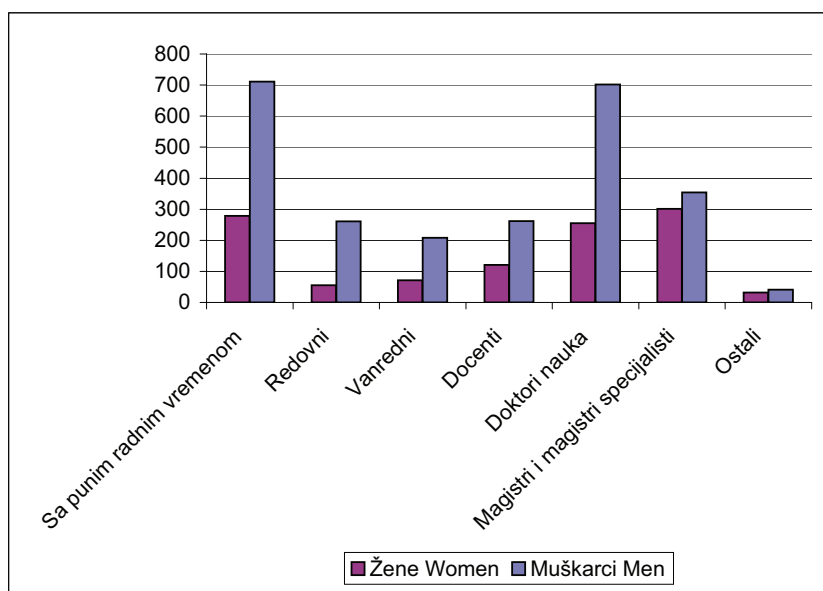
	Nastavnici <i>Teachers</i>		Saradnici <i>Advisers</i>		Vanjski saradnici <i>External co-worker</i>	
	Žene <i>Women</i>	Muškarci <i>Men</i>	Žene <i>Women</i>	Muškarci <i>Men</i>	Žene <i>Women</i>	Muškarci <i>Men</i>
2000/01	199	808	446	534	455	1230
2001/02	205	737	462	513	574	1550
2002/03	231	750	477	507	689	1697
2003/04	250	762	494	488	751	1771
2004/05	278	766	549	532	776	1636
2005/06	302	789	579	566	792	1695



**Nastavnici u visokoškolskim ustanovama 2005/06**

*Teachers at institutions of high education 2005/06*

	Žene Women	Muškarci Men	
Sa punim radnim vremenom	279	711	<i>Full-time</i>
Redovni	55	261	<i>Regular</i>
Vanredni	71	208	<i>Part-time</i>
Docenti	121	262	<i>Assistant professors</i>
Doktori nauka	255	702	<i>Doctors of science</i>
Magistri i magistri specijalisti	301	354	<i>Masters &amp; master specialists</i>
Ostali	32	41	<i>Other</i>





**ZAPOSLENOST I NEZAPOSLENOST**

*EMPLOYMENT AND UNEMPLOYMENT*

**Izvori podataka o zaposlenosti i nezaposlenosti**

Podaci o zaposlenima koji se iskazuju kao godišnji prosjek rezultat su obrade podataka prikupljenih u poslovnim subjektima na osnovu evidencije o zaposlenima. Podaci o nezaposlenima preuzeti su iz evidencije Zavoda za zapošljavanje. Tamo gdje je to označeno izvor podataka je anketa o radnoj snazi.

**Anketa o radnoj snazi**

**Radno-sposobno stanovništvo** čine lica starosti 15 i više godina.

**Radna snaga** je ekonomski aktivno stanovništvo.

**Radna snagu ili ekonomski aktivno stanovništvo** čine sva zaposlena i nezaposlena lica.

**Zaposlena lica** su ona koja su tokom referentne sedmice (od ponedjeljka do nedjelje) obavljala bilo kakav posao za plaću (u novcu ili naturi) ili za porodičnu korist. Lica koja nisu radila u referentnoj sedmici ali imaju posao sa kojega su bila privremeno odsutna su, takođe, uključena u zaposlene.

**Zaposlenici** su lica koja rade za poslodavca u državnom ili privatnom sektoru i za svoj rad primaju naknadu u novcu ili naturi.

**Samozaposleni** su poslodavci koji upravljaju poslovnim subjektom i zapošljavaju jednog ili više zaposlenika, te lica koja rade za vlastiti račun i ne zapošljavaju zaposlenike.

**Neplaćeni pomažući članovi** su oni koji u referentnoj sedmici nisu bili u plaćenju zaposlenosti niti su bili samozaposleni, ali su obavljali neki posao na porodičnom imanju, u porodičnoj firmi ili nekom drugom obliku porodičnog biznisa. Oni normalno ne primaju redovnu plaću.

**Lica koje rade nepuno radno vrijeme** su sva lica čije je uobičajeno radno vrijeme kraće od zakonski propisanog.

**Podzaposlena lica** su ona zaposlena lica koja rade kraće od zakonski propisanog radnog vremena ali žele da rade više i spremna su da prihvate više posla u naredne dvije sedmice (u okviru postojećeg posla, dodatni posao pored postojećeg ili drugi - novi posao).

**Nezaposleni** su lica koja zadovoljavaju sljedeća tri kriterija:

- u referentnoj sedmici nisu obavljala nikakav posao za novac ili plaćanje u naturi
- u posljednje četiri sedmice prije anketiranja aktivno su tražila posao i
- ponuđeni posao mogla bi početi obavljati u iduće dvije sedmice.

U nezaposlene ubrajamo i ona lica koja su našla posao i u skoroj budućnosti će početi raditi.

**Neaktivna lica** su ona koja imaju 15 i više godina i koja nisu uključena niti u zaposlene niti u nezaposlene osobe.

**Stopa aktivnosti** predstavlja procentualno učešće radne snage u radno sposobnom stanovništvu.

**Stopa zaposlenosti** predstavlja procentualno učešće zaposlenih lica u radno sposobnom stanovništvu.

**Stopa nezaposlenosti** predstavlja procentualno učešće nezaposlenih lica u radnoj snazi.

---

**The sources of data on employment and unemployment**

The data on employment given as an annual average are the result of processing data collected from legal entities on the base of register on employed persons.

The data on unemployed persons were collected from the Register office for unemployed persons.

The source of other data is Labour force survey where it is noted.

**Labour force survey**

**Labour force** is economically active population.

**The labour force** are persons in employment and unemployed persons.

**Working age population** comprises all persons aged 15 years and over.

**Persons in employment** are those who during the last week (from Monday to Sunday) prior to the interview did any work for payment ( in cash or kind) or family gain. Persons who were not working but had a job from which they were temporarily absent are also included.

**Persons in paid employment** are those who work for an employer in the state or private sector and are paid for their work in cash or in kind.

**Self-employed persons** are employers who run an enterprise and employ one or more employees, as well as own-account workers who have no employees.

**Unpaid family workers** are those who were not in paid employment or self-employment during the last week prior to the interview, but did some work on the family farm, in the family enterprise or some other kind of family gainful activity; they normally do not receive regular payment.

**Persons in part-time employment** are those who usually work less than legislated hours per week.

**Underemployed persons** are those who usually work less than legislated hours per week but would like to work more and are prepared to accept more work in the next two weeks (within their present work, with additional work or with other work).

**Unemployed persons** are those who meet the following three criteria:

- in the reference period did not work for payment in cash or in kind
- were actively seeking work during four weeks prior to the survey and
- were currently available for work within the next two weeks.

Those who have found a job to start in the future are also included.

**Inactive persons** are those, aged 15 years and over, who are not classified as persons in employment or as unemployed persons.

**Activity rate** represents the labour force as a percentage of the working age population.

**Employment/population ratio** represents persons in employment as a percentage of the working age population.

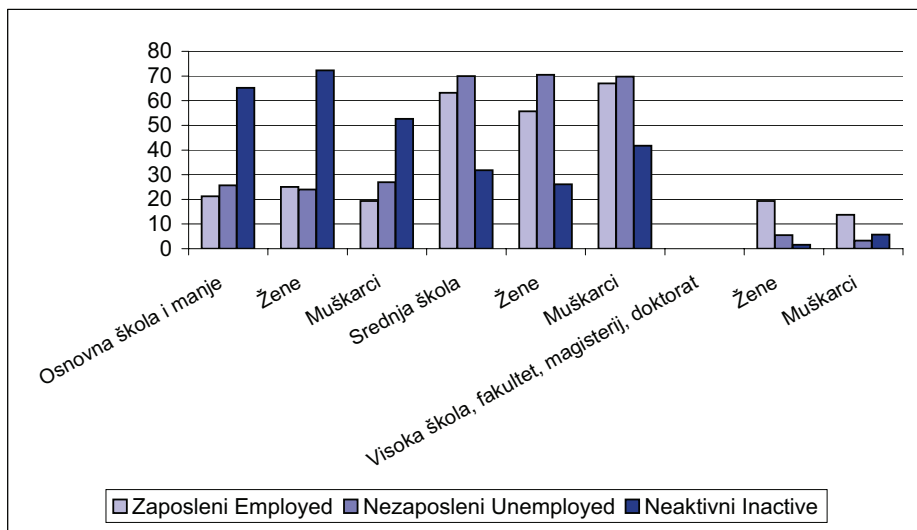
**Unemployment rate** represents unemployment persons as a percentage of the labour force.





**Radno sposobno stanovništvo prema školskoj spremi***Working age population by school attainment*

Školska sprema	Aktivno stanovništvo <i>Labour force</i>		Neaktivni <i>Inactive population</i>		%
	Zaposleni <i>Employed</i>	Nezaposleni <i>Unemployed</i>			
<b>Ukupno</b>	100,0	100,0	100,0		<i>Total</i>
Žene	100,0	100,0	100,0		<i>Women</i>
Muškarci	100,0	100,0	100,0		<i>Men</i>
<b>Osnovna škola i manje</b>	21,2	25,7	65,2		<i>Basic school (8 years) and less</i>
Žene	25,0	24,0	72,3		<i>Women</i>
Muškarci	19,3	27,0	52,6		<i>Men</i>
<b>Srednja škola</b>	63,2	70,0	31,8		<i>Secondary school</i>
Žene	55,7	70,5	26,1		<i>Women</i>
Muškarci	67,0	69,7	41,7		<i>Men</i>
<b>Visoka škola, fakultet, magisterij, doktorat</b>	15,6	4,2	3,1		<i>Non-university degree, university and postgraduate degree</i>
Žene	19,3	5,5	1,6		<i>Women</i>
Muškarci	13,7	3,3	5,7		<i>Men</i>



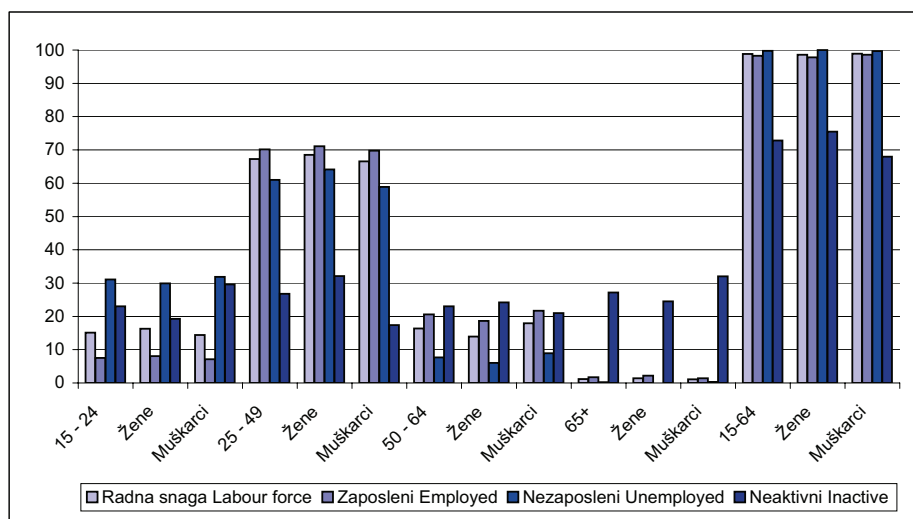
Izvor podataka: Anketa o radnoj snazi, 2006.

Source of data: Labour force survey, 2006

## Radno sposobno stanovništvo prema aktivnosti i starosnim grupama

Working age population by activity and age

Starost	Radna snaga <i>Labour force</i>	Zaposleni <i>Employed</i>	Nezaposleni <i>Unemployed</i>	Neaktivni <i>Inactive</i>	%
					<i>Age</i>
Ukupno	100,0	100,0	100,0	100,0	<i>Total</i>
Žene	100,0	100,0	100,0	100,0	<i>Women</i>
Muškarci	100,0	100,0	100,0	100,0	<i>Men</i>
15 - 24	15,1	7,5	31,1	23,0	15 - 24
Žene	16,3	8,1	29,9	19,3	<i>Women</i>
Muškarci	14,4	7,1	31,9	29,6	<i>Men</i>
25 - 49	67,3	70,2	61,0	26,8	25 - 49
Žene	68,5	71,1	64,1	32,1	<i>Women</i>
Muškarci	66,6	69,8	58,9	17,4	<i>Men</i>
50 - 64	16,4	20,6	7,7	23,0	50 - 64
Žene	13,9	18,6	6,0	24,2	<i>Women</i>
Muškarci	17,9	21,7	8,9	21,0	<i>Men</i>
65+	1,2	1,7	0,2	27,2	65+
Žene	1,4	2,2	0,0	24,5	<i>Women</i>
Muškarci	1,1	1,4	0,3	32,0	<i>Men</i>
15-64	98,8	98,3	99,8	72,8	15-64
Žene	98,6	97,8	100,0	75,5	<i>Women</i>
Muškarci	98,9	98,6	99,7	68,0	<i>Men</i>



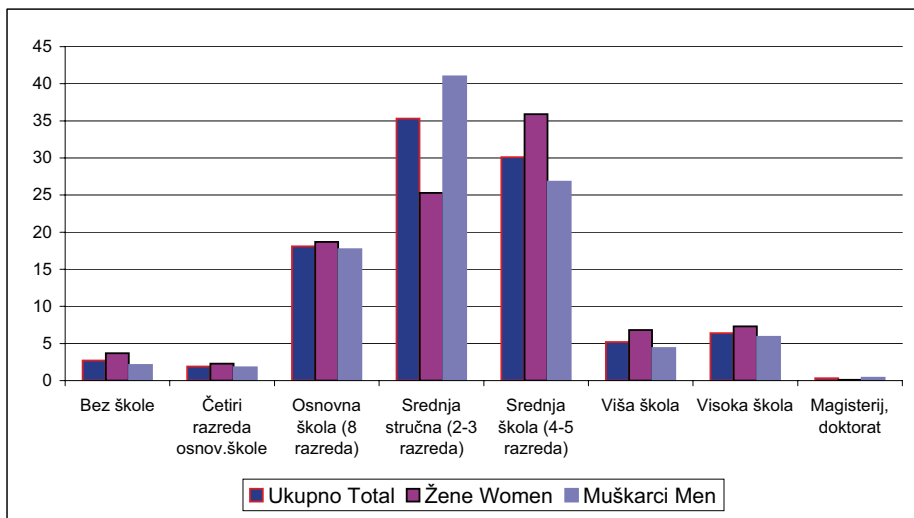
Izvor podataka: Anketa o radnoj snazi, 2006.

Source of data: Labour force survey, 2006

**Radna snaga (ekonomski aktivno stanovništvo) prema školskoj spremi***Labour force by school attainment*

%

Školska sprema	Ukupno Total	Žene Women	Muškarci Men	School attainment
Ukupno	100,0	100,0	100,0	Total
Bez škole	2,7	3,7	2,1	No school
Četiri razreda osnov.škole	1,9	2,3	1,8	Elementary school - 4 classes
Osnovna škola (8 razreda)	18,1	18,7	17,7	Elementary school
Srednja stručna (2-3 razreda)	35,3	25,3	41	Vocational education
Srednja škola (4-5 razreda)	30,1	35,9	26,8	Secondary education
Viša škola	5,2	6,8	4,4	Higer education
Visoka škola	6,4	7,3	5,9	University education
Magisterij, doktorat	0,3	0,1	0,4	Post university education

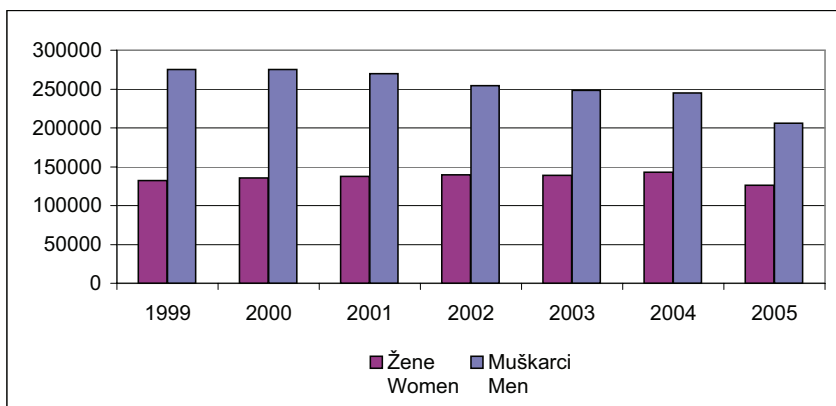


Izvor podataka: Anketa o radnoj snazi, 2006.

Source of data: Labour force survey, 2006

**Zaposleni, godišnji prosjek***Employed, average year*

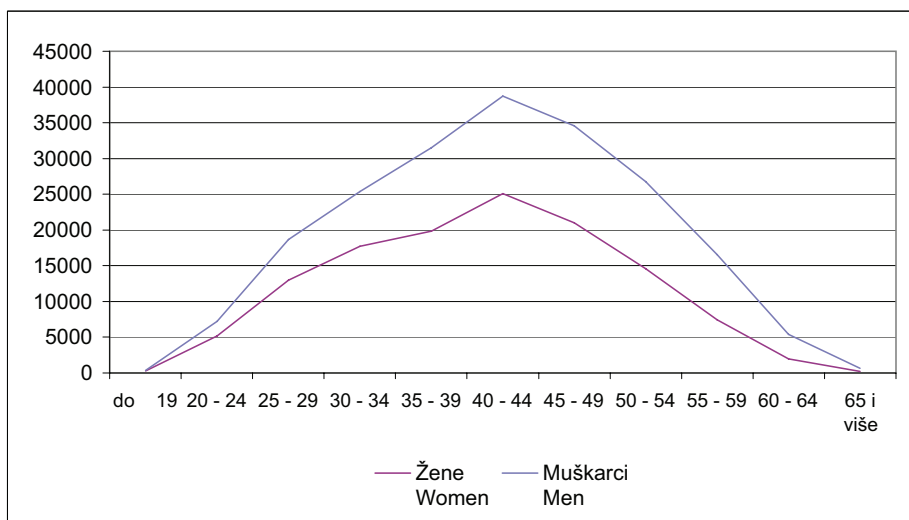
Godina Year	Žene Women	Muškarci Men
1999	132265	275489
2000	135457	275351
2001	137669	269530
2002	139516	254616
2003	139188	248193
2004	143215	245095
2005	126401	205995



**Zaposleni prema starosti, mart 2005**

Employed according to age, March 2005

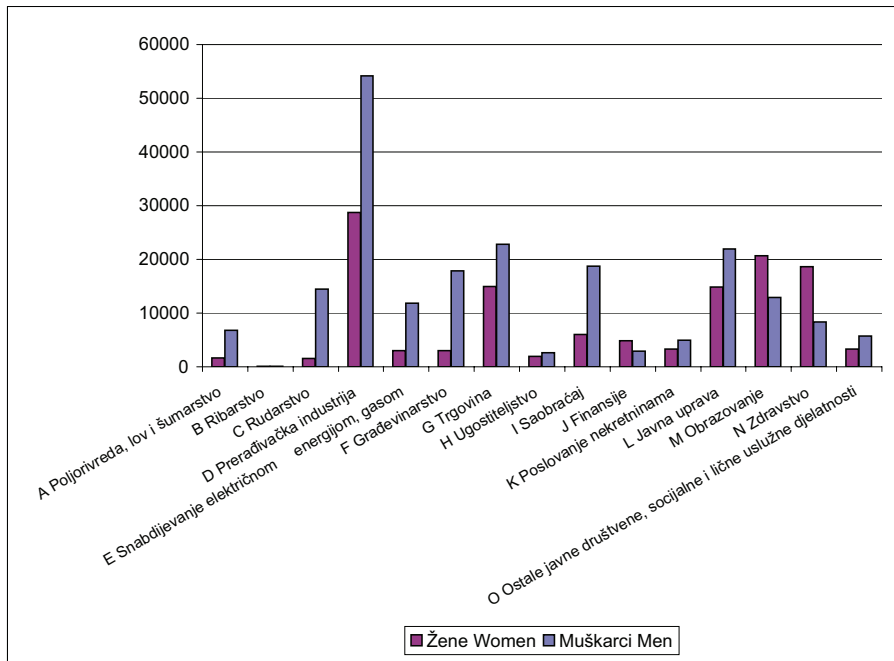
Starost	Žene Women	Muškarci Men	Age
Ukupno	126401	205995	Total
do 19	278	400	until 19 age
20 - 24	5188	7255	20 - 24
25 - 29	13005	18685	25 - 29
30 - 34	17738	25377	30 - 34
35 - 39	19838	31525	35 - 39
40 - 44	25068	38719	40 - 44
45 - 49	21026	34599	45 - 49
50 - 54	14617	26782	50 - 54
55 - 59	7453	16560	55 - 59
60 - 64	1982	5409	60 - 64
65 i više	208	684	65 and over



**Zaposleni po djelatnostima, mart 2005.**

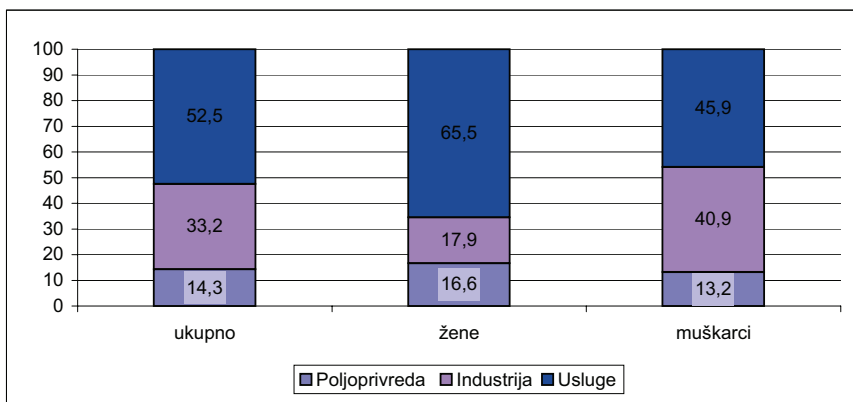
Employed by activities, March 2005

Djelatnost	Žene Women	Muškarci Men	Activity
UKUPNO	126401	205995	TOTAL
A Poljorivreda, lov i šumarstvo	1620	6773	Agriculture, hunting and forestry
B Ribarstvo	51	122	Fishing
C Rudarstvo	1531	14460	Mining
D Prerađivačka industrija	28756	54137	Manufacturing
E Snabdijevanje električnom energijom, gasom	2979	11842	Electricity, gas and vater supply
F Građevinarstvo	2987	17885	Construction
G Trgovina	14914	22767	Trade
H Ugostiteljstvo	1913	2660	Hotels and restaurants
I Saobraćaj	6039	18690	Transport
J Finansije	4884	2907	Financy
K Poslovanje nekretninama	3289	4918	Real estate
L Javna uprava	14872	21897	Public administration
M Obrazovanje	20664	12873	Education
N Zdravstvo	18602	8340	Health
O Ostale javne društvene, socijalne i lične uslužne djelatnosti	3300	5724	Other community, social and personal service activities



**Zaposleni prema sektorima djelatnosti***Employed by activity sectors*

Sektor zaposlenosti	Ukupno	Žene	Muškarci	Activity sector
	<i>Total</i>	<i>Women</i>	<i>Men</i>	
Ukupno	100,0	100,0	100,0	<i>Total</i>
Poljoprivreda	14,3	16,6	13,2	<i>Agriculture</i>
Industrija	33,2	17,9	40,9	<i>Industry</i>
Usluge	52,5	65,5	45,9	<i>Services</i>



Izvor podataka: Anketa o radnoj snazi, 2006.

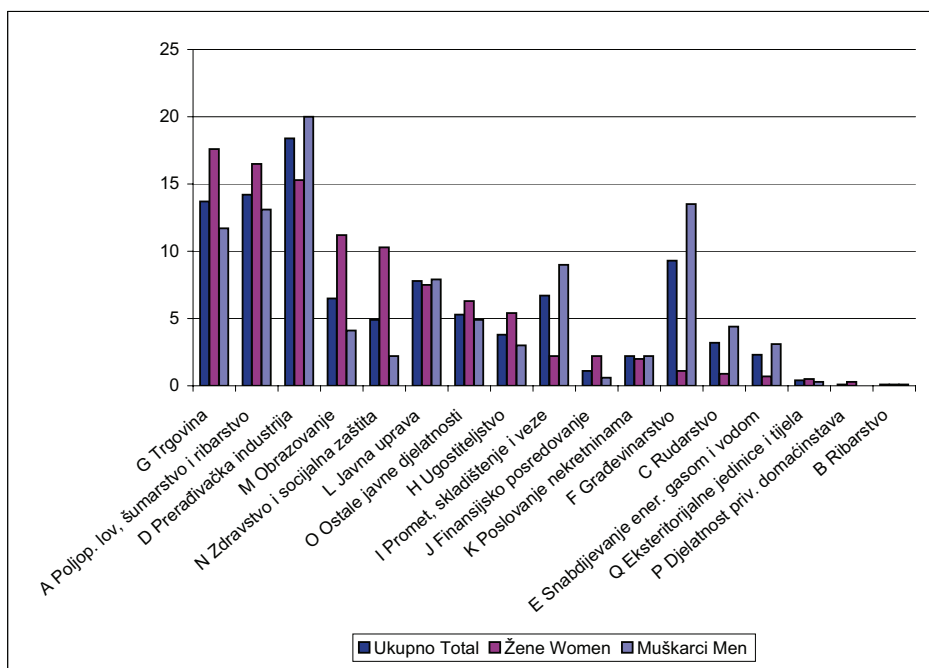
Source of data: Labour force survey, 2006

## Zaposleni prema djelatnosti (opadajući niz za žene)

Employed by industry (descending for women)

%

	Ukupno Total	Žene Women	Muškarci Men	
<b>Ukupno</b>	100,0	100,0	100,0	<b>Total</b>
G Trgovina	13,7	17,6	11,7	Wholesale G
A Poljop. lov, šumarstvo i ribarstvo	14,2	16,5	13,1	Agriculture, hunting, forestry and fishing A
D Prerađivačka industrija	18,4	15,3	20,0	Manufacturing D
M Obrazovanje	6,5	11,2	4,1	Education M
N Zdravstvo i socijalna zaštita	4,9	10,3	2,2	Health and social work N
L Javna uprava	7,8	7,5	7,9	Public administration L
O Ostale javne djelatnosti	5,3	6,3	4,9	Other social activities O
H Ugostiteljstvo	3,8	5,4	3,0	Hotels and restaurants H
I Promet, skladištenje i veze	6,7	2,2	9,0	Transport, storage and communication I
J Finansijsko posredovanje	1,1	2,2	0,6	Financial intermediation J
K Poslovanje nekretninama	2,2	2,0	2,2	Real estate K
F Građevinarstvo	9,3	1,1	13,5	Construction F
C Rudarstvo	3,2	0,9	4,4	Mining C
E Snabdijevanje ener. gasom i vodom	2,3	0,7	3,1	Electr. gas and water supply E
Q Eksteritorijalne jedinice i tijela	0,4	0,5	0,3	Exter. activities Q
P Djelatnost priv. domaćinstava	0,1	0,3	0,0	Service priv. households P
B Ribarstvo	0,1	0,1	0,1	Fishing B



Izvor podataka: Anкета o radnoj snazi, 2006.

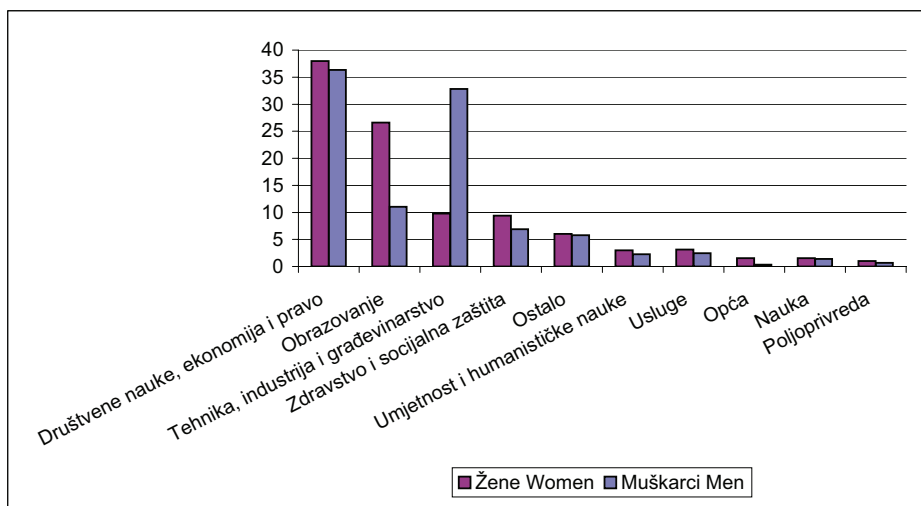
Source of data: Labour force survey, 2006



**Stanovništva starosti 25 i više godina koje ima univerzitetsko obrazovanje prema oblasti djelatnosti (opadajući niz za žene)**

Population 25 years and older who completed third level of education according to specialization (descending for women)

Djelatnost	Žene Women	Muškarci Men	Specialization	%
Društvene nauke, ekonomija i pravo	38,0	36,3	Social science, economics and law	
Obrazovanje	26,6	11,0	Education	
Tehnika, industrija i građevinarstvo	9,8	32,8	Technology, industry and construction	
Zdravstvo i socijalna zaštita	9,4	6,9	Health and social protection	
Ostalo	6,0	5,8	Other	
Umjetnost i humanističke nauke	3,0	2,3	Art and humanities	
Usluge	3,2	2,5	Services	
Opća	1,6	0,4	General	
Nauka	1,5	1,4	Science	
Poljoprivreda	1,0	0,7	Agriculture	
Ukupno	100,0	100,0	Total	

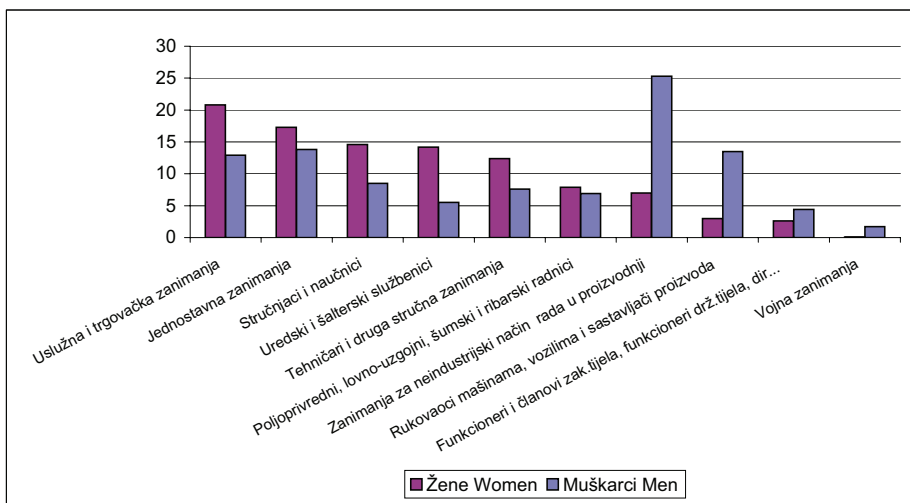


Izvor podataka: Anketa o mjeranju životnog standarda, 2001.  
Source of data: Living Standard Measurement Survey, 2001

## Zaposleni prema rodu zanimanja (opadajući niz za žene)

Employed by groups of occupation (descending for women)

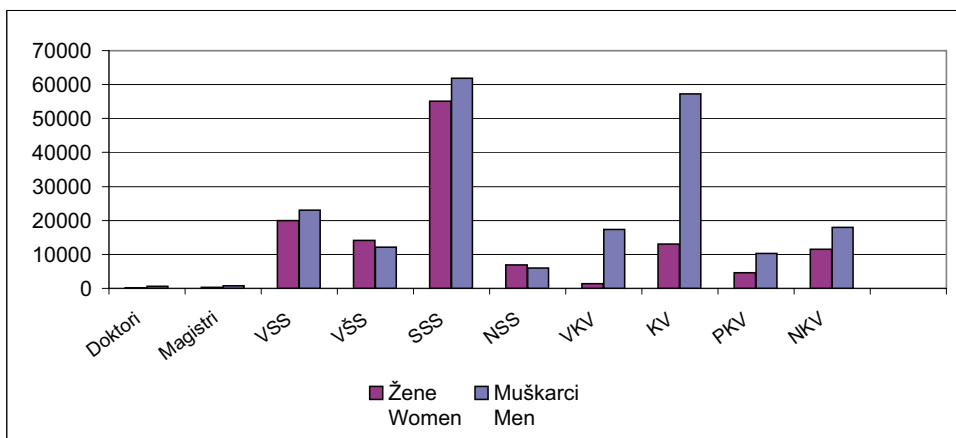
Grupe zanimanja	Ukupno Total	Žene Women	Muškarci Men	Groups of occupation	%
<b>Ukupno</b>	<b>100,0</b>	<b>100,0</b>	<b>100,0</b>	<b>Total</b>	
Uslužna i trgovačka zanimanja	15,5	20,8	12,9	Service workers and shop and market sales workers	
Jednostavna zanimanja	15,0	17,3	13,8	Elementary occupations	
Stručnjaci i naučnici	10,5	14,6	8,5	Professionals	
Uredski i šalterski službenici	8,4	14,2	5,5	Clerks	
Tehničari i druga stručna zanimanja	9,2	12,4	7,6	Technicians and associate professionals	
Poljoprivredni, lovno-uzgojni, šumski i ribarski radnici	7,3	7,9	6,9	Skilled agriculture and forestry workers	
Zanimanja za neindustrijski način rada u proizvodnji	19,2	7,0	25,3	Craft and related trade workers	
Rukovaoci mašinama, vozilima i sastavljači proizvoda	10,0	3,0	13,5	Plant and machine operators and assemblers	
Funkcioneri i članovi zak.tijela, funkcioneri drž.tijela, direktori	3,8	2,6	4,4	Legislators, senior officials and managers	
Vojna zanimanja	1,1	0,1	1,7	Armed forces	



Izvor podataka: Anketa o radnoj snazi, 2006.  
Source of data: Labour force survey, 2006

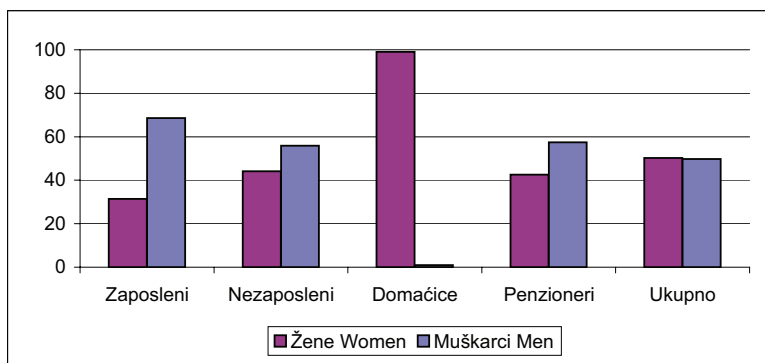
**Zaposleni prema stepenu stručnog obrazovanja, mart 2005***Employed by professional qualifications, March 2005*

	Žene Women	Muškarci Men	
Doktori	220	661	<i>Doctors</i>
Magistri	373	718	<i>Masters</i>
VSS	19918	23042	<i>University</i>
VŠS	14141	12188	<i>Higher</i>
SSS	55180	61825	<i>Secondary</i>
NSS	6851	5990	<i>Elementary</i>
VKV	1313	17413	<i>Highly skilled</i>
KV	13036	57324	<i>Skilled</i>
PKV	4600	10222	<i>Semiskilled</i>
NKV	11461	17992	<i>Unskilled</i>



**Status tekuće aktivnosti***Status of current activity*

Status tekuće aktivnosti			Status of current activity
	Žene Women	Muškarci Men	
Zaposleni	31,4	68,6	<i>Employed</i>
Nezaposleni	44,1	55,9	<i>Unemployed</i>
Domaćice	99,1	0,9	<i>Housewives</i>
Penzioneri	42,6	57,4	<i>Pensioners</i>
Ukupno	50,2	49,8	<i>Total</i>

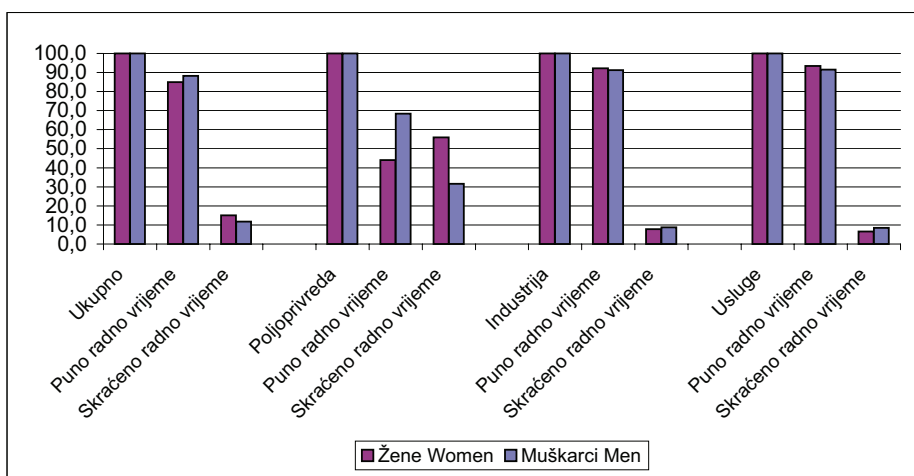


Izvor podataka: Anketa o potrošnji domaćinstva, 2004.

Source of data: Household budget survey, 2004

**Zaposleni sa punim i skraćenim radnim vremenom prema sektoru aktivnosti**  
*Employed with full and part time by sector of activity*

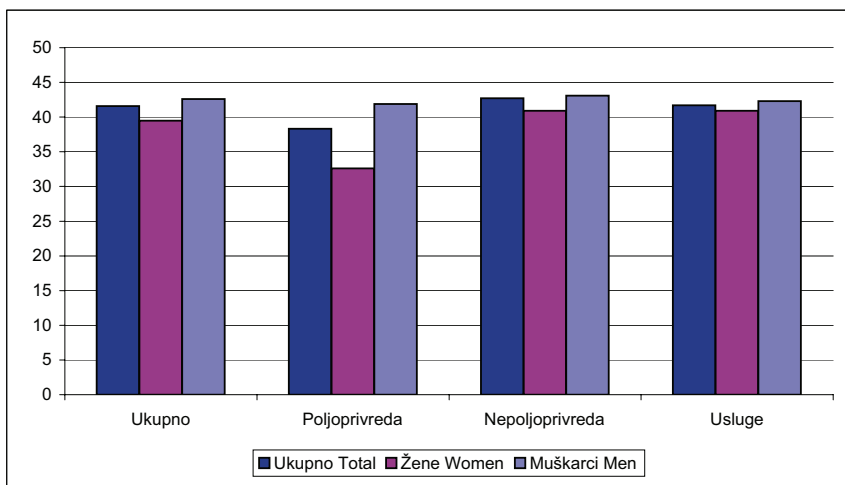
Sektor aktivnosti	Ukupno <i>Total</i>	Žene <i>Women</i>	Muškarci <i>Men</i>	% <i>Activity sector</i>
<b>Ukupno</b>	100,0	100,0	100,0	<b>Total</b>
Puno radno vrijeme	87,2	85,0	88,3	<i>Full time</i>
Skraćeno radno vrijeme	12,8	15,0	11,7	<i>Part time</i>
<b>Poljoprivreda</b>	100,0	100,0	100,0	<b>Agriculture</b>
Puno radno vrijeme	58,9	44,0	68,4	<i>Full time</i>
Skraćeno radno vrijeme	41,1	56,0	31,6	<i>Part time</i>
<b>Industrija</b>	100,0	100,0	100,0	<b>Industry</b>
Puno radno vrijeme	91,3	92,2	91,2	<i>Full time</i>
Skraćeno radno vrijeme	8,7	7,8	8,8	<i>Part time</i>
<b>Usluge</b>	100,0	100,0	100,0	<b>Services</b>
Puno radno vrijeme	92,3	93,5	91,5	<i>Full time</i>
Skraćeno radno vrijeme	7,7	6,5	8,5	<i>Part time</i>



Izvor podataka: Anketa o radnoj snazi, 2006.  
 Source of data: Labour force survey, 2006

**Prosječni sedmični uobičajeni sati rada zaposlenih prema djelatnosti***Average hours of employed usually worked per week by industry %*

Djelatnost	Sati rada / Hours			Industry
	Ukupno Total	Žene Women	Muškarci Men	
Ukupno	41,6	39,5	42,6	Total
Poljoprivreda	38,3	32,6	41,9	Agriculture
Nepoljoprivreda	42,7	40,9	43,1	Industry
Usluge	41,7	40,9	42,3	Services



Izvor podataka: Anketa o radnoj snazi, 2006.

Source of data: Labour force survey, 2006

**Broj radnih sati sedmično po tipu zaposlenosti (opadajući niz za žene)***Hours worked per week by type of employment (descending for women) %*

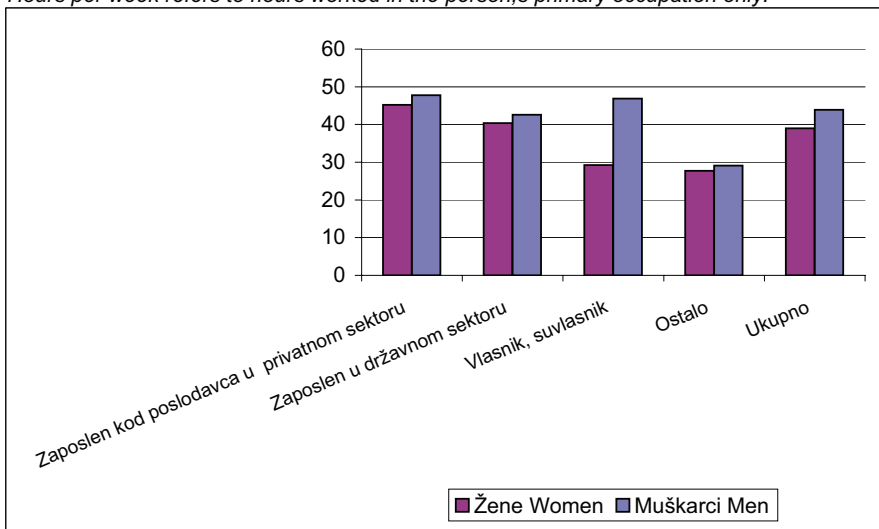
Vrsta zaposlenja	Prosjek radnih sati		Employment status
	Average number of hours		
	Žene Women	Muškarci Men	
Zaposlen kod poslodavca u privatnom sektoru	45,2	47,8	Private employee
Zaposlen u državnom sektoru	40,4	42,6	Public employee
Vlasnik, suvlasnik	29,2	46,9	Owner or self-employed
Ostalo	27,7	29,1	Other
Ukupno	39,0	43,9	Total

Podaci se odnose na sva radno-sposobna lica (žene 19-55 i muškarci 19-60 godina starosti).

Broj sati rada sedmično odnosi se na broj sati odrađenih jedino u primarnom zanimanju lica.

*Data refers to all persons of working age (women 19-55 and men 19-60).*

*Hours per week refers to hours worked in the person,s primary occupation only.*



Izvor podataka: Anketa o mjerenju životnog standarda, 2001.

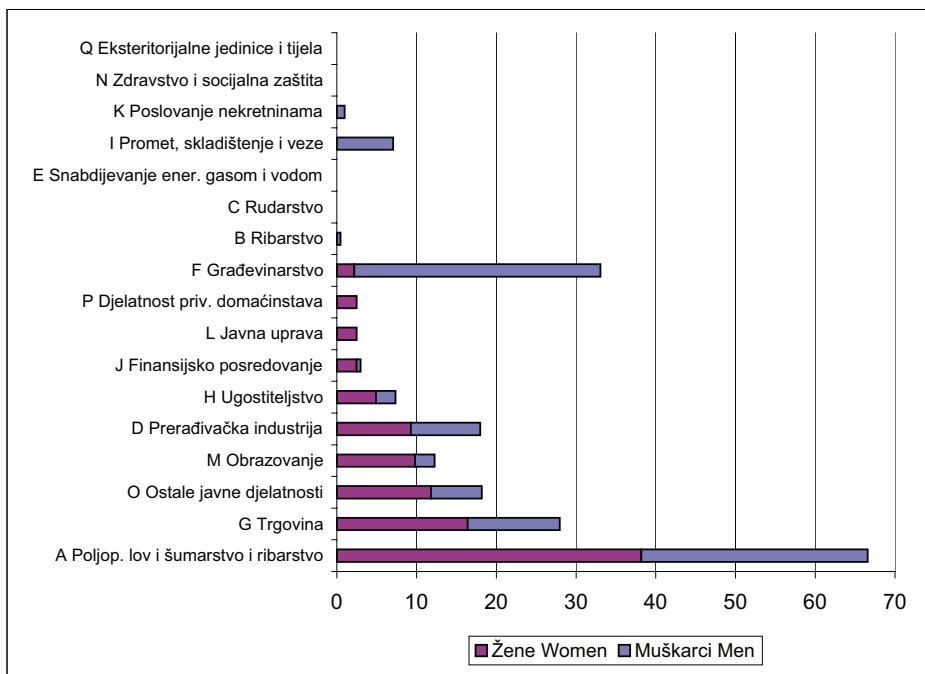
Source of data: Living Standard Measurement Survey, 2001

## Podzaposleni prema djelatnosti

Underemployed by activity

%

Djelatnost	Ukupno Total	Žene Women	Muškarci Men	Activity
<b>Ukupno</b>	100,0	100,0	100,0	<b>Total</b>
A Poljop. lov i šumarstvo i ribarstvo	30,1	38,2	28,4	Agriculture, hunting, forestry A
G Trgovina	12,4	16,4	11,6	Wholesale G
O Ostale javne djelatnosti	7,3	11,8	6,4	Other social activities O
M Obrazovanje	3,8	9,8	2,5	Education M
D Prerađivačka industrija	8,8	9,3	8,7	Manufacturing D
H Ugostiteljstvo	2,9	4,9	2,5	Hotels and restaurants H
J Finansijsko posredovanje	0,8	2,5	0,5	Financial intermediation J
L Javna uprava	0,4	2,5	0,0	Public administration L
P Djelatnost priv. domaćinstava	0,4	2,5	0	Service priv. households P
F Građevinarstvo	25,9	2,2	30,9	Construction F
B Ribarstvo	0,4	0,0	0,5	Fishing B
C Rudarstvo	0,0	0,0	0,0	Mining C
E Snabdijevanje ener. gasom i vodom	0,0	0,0	0,0	Electr. gas and water supply E
I Promet, skladištenje i veze	5,8	0,0	7,1	Transport, storage and communl
K Poslovanje nekretninama	0,9	0,0	1,0	Real estate K
N Zdravstvo i socijalna zaštita	0,0	0,0	0,0	Health and social work N
Q Eksteritorijalne jedinice i tijela	0,0	0,0	0,0	Ekster. activities Q



Izvor podataka: Anketa o radnoj snazi, 2006.

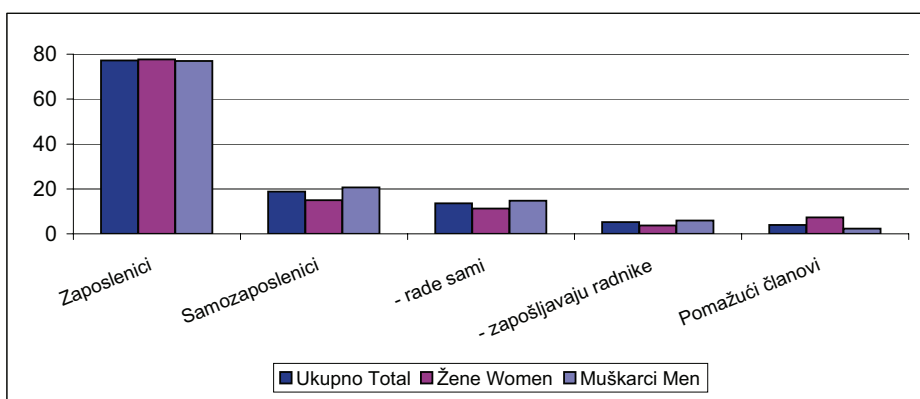
Source of data: Labour force survey, 2006



**Struktura zaposlenih prema položaju u zaposlenju**

Structure of employed by status in employment

Položaj u zaposlenju	Ukupno Total	Žene Women	Muškarci Men	Status in employment
<b>Zaposleni</b>	100,0	100,0	100,0	<b>Employed</b>
Zaposlenici	77,2	77,7	77,0	Employees
Samozaposlenici	18,8	15,0	20,7	Self-employed
- rade sami	13,6	11,3	14,8	- with no employees
- zapošljavaju radnike	5,2	3,7	5,9	- with employees
Pomažući članovi	4,0	7,3	2,3	Unpaid family workers



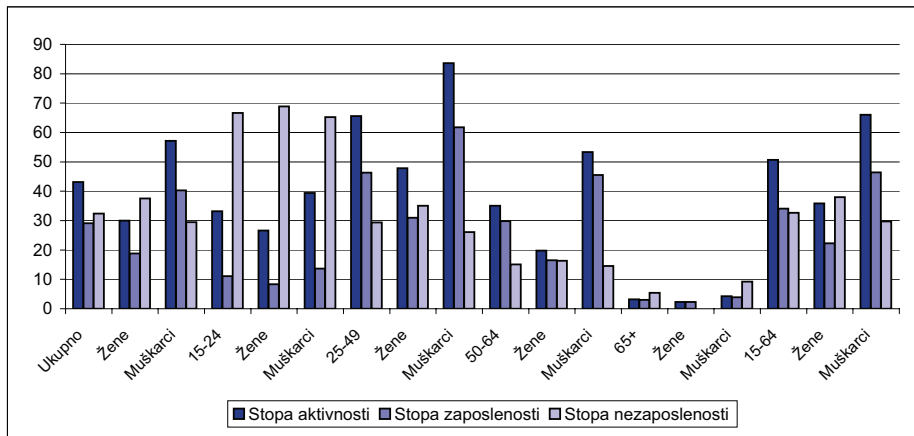
Izvor podataka: Anketa o radnoj snazi, 2006.

Source of data: Labour force survey, 2006

## Mjere aktivnosti stanovništva prema starosti

Measures of the population activity by age

Starost Spol	Stopa aktivnosti Activity rate	Stopa zaposlenosti Employment/population ratio	Stopa nezaposlenosti Unemployment rate	Age Sex
<b>Ukupno</b>	43,1	29,1	32,4	<b>Total</b>
Žene	30,0	18,8	37,5	Women
Muškarci	57,2	40,3	29,5	Men
<b>15-24</b>	33,2	11,1	66,7	<b>15-24</b>
Žene	26,6	8,3	68,9	Women
Muškarci	39,4	13,7	65,2	Men
<b>25-49</b>	65,6	46,3	29,4	<b>25-49</b>
Žene	47,8	31,0	35,1	Women
Muškarci	83,6	61,8	26,1	Men
<b>50-64</b>	35,1	29,8	15,1	<b>50-64</b>
Žene	19,8	16,5	16,3	Women
Muškarci	53,3	45,5	14,6	Men
<b>65+</b>	3,2	3,0	5,4	<b>65+</b>
Žene	2,3	2,3	0,0	Women
Muškarci	4,3	3,9	9,2	Men
<b>15-64</b>	50,7	34,1	32,7	<b>15-64</b>
Žene	35,9	22,3	38,0	Women
Muškarci	66,0	46,4	29,7	Men



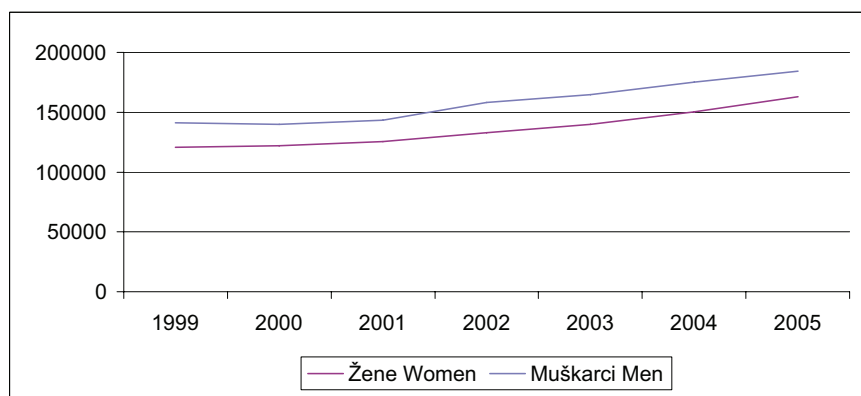
Izvor podataka: Anketa o radnoj snazi, 2006.

Source of data: Labour force survey, 2006

**Nezaposleni, stanje 31.12.**

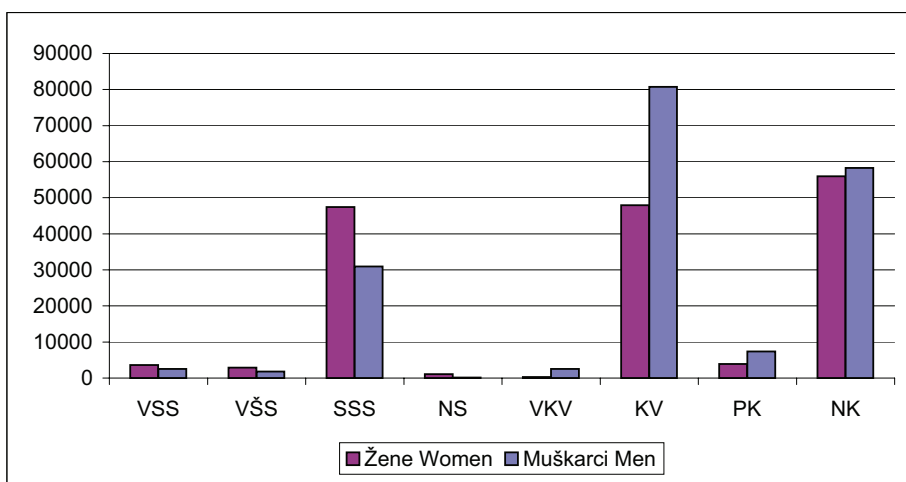
Unemployed, December 31

Godina Year	Žene Women	Muškarci Men
1999	120815	140978
2000	121839	139934
2001	125480	143524
2002	132697	158018
2003	140038	164792
2004	150447	175291
2005	163079	184403



**Nezaposleni prema stručnoj spremi, decembar 2005***Unemployed by professional attainment, December 2005*

Stručna sprema <i>Professional attainment</i>	Žene <i>Women</i>	Muškarci <i>Men</i>
VSS	3635	2560
VŠS	2860	1833
SSS	47407	30916
NS	1050	154
VKV	303	2495
KV	47961	80763
PK	3879	7392
NK	55978	58292

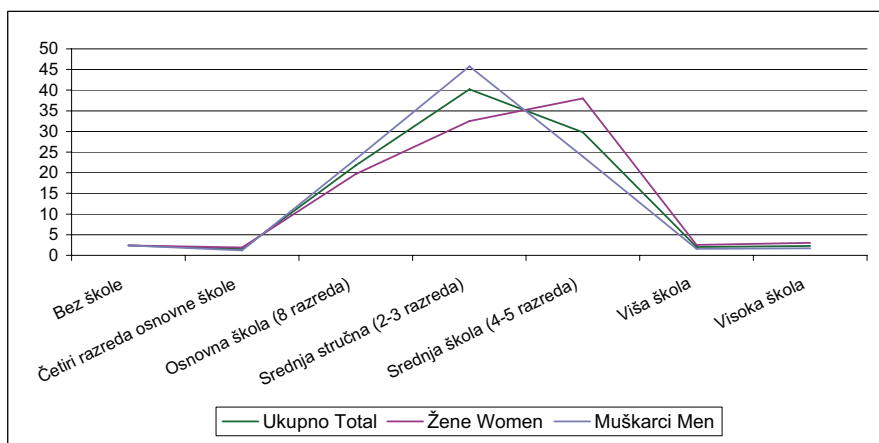


## Nezaposleni prema školskoj spremi

Unemployed by school attainment

%

Školska sprema	Ukupno Total	Žene Women	Muškarci Men	School attainment
<b>Ukupno</b>	100,0	100,0	100,0	<b>Total</b>
Bez škole	2,4	2,4	2,4	No school
Četiri razreda osnovne škole	1,5	1,9	1,2	Elementary school-4 classes
Osnovna škola (8 razreda)	21,8	19,7	23,3	Elementary school
Srednja stručna (2-3 razreda)	40,2	32,5	45,8	Vocational education
Srednja škola (4-5 razreda)	29,8	38,0	23,9	Secondary education
Viša škola	2,0	2,5	1,6	Higer education
Visoka škola	2,3	3,0	1,7	University education

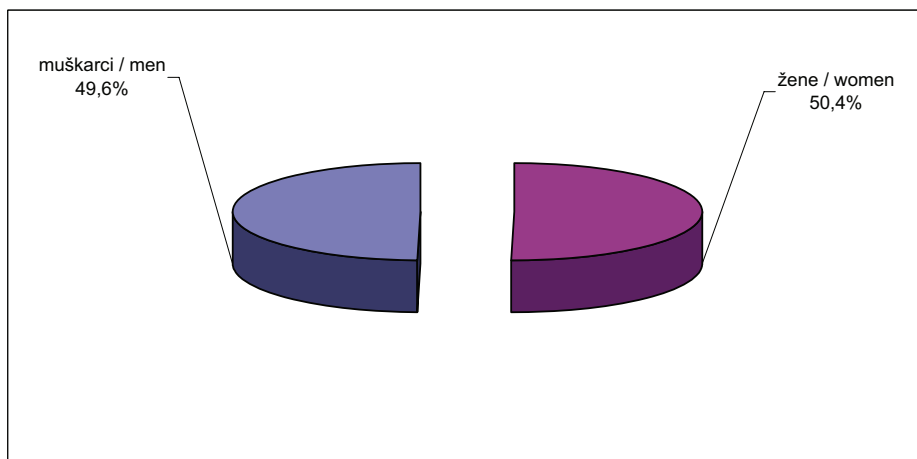


Izvor podataka: Anketa o radnoj snazi, 2006.

Source of data: Labour force survey, 2006

**Obeshrabrena neaktivna populacija koja ne traži posao ali želi da radi***Discouraged inactive population, not looking for a job and want to work***Procenat**  
*Percentage*

Ukupno	100,0	<i>Total</i>
Žene	50,4	<i>Women</i>
Muškarci	49,6	<i>Men</i>



Izvor podataka: Anketa o radnoj snazi, 2006.

Source of data: Labour force survey, 2006

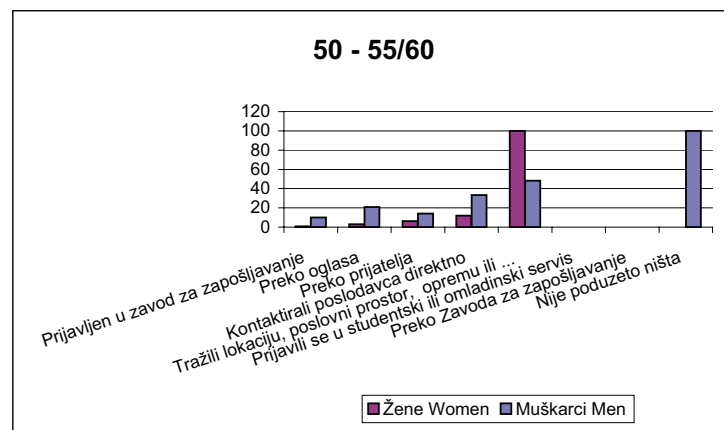
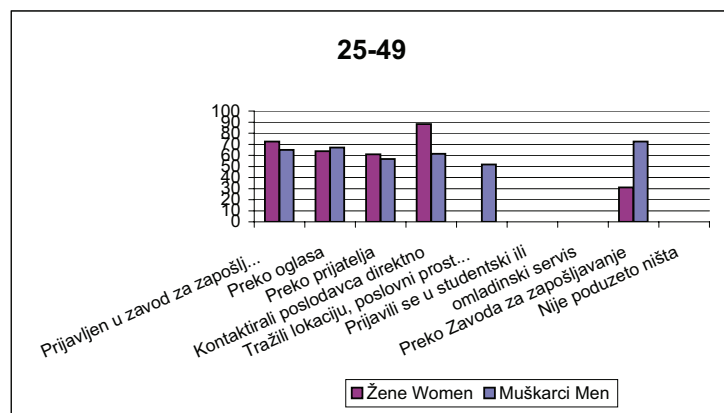
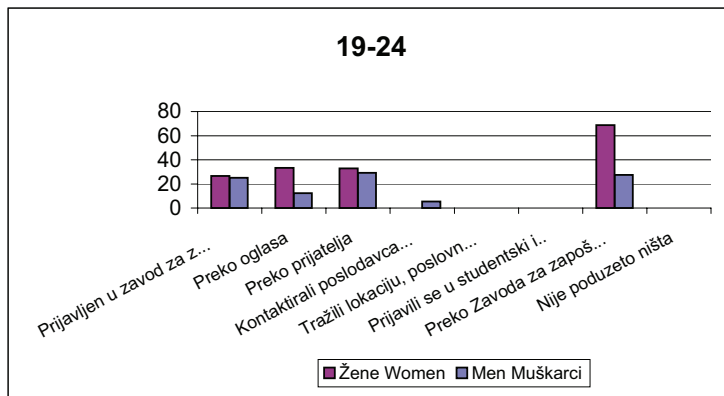
## Aktivnosti na traženju posla po starosnoj grupi

Job seeking activities by age group

Način traženja posla			%
	Žene <i>Women</i>	Muškarci <i>Men</i>	<i>Method of job seeking</i>
<b>19-24</b>			<b>19-24</b>
Prijavljen u zavod za zapošljavanje	26,6	25,1	<i>Registered with employment bureau</i>
Preko oglasa	33,3	12,2	<i>Applied to advertisement</i>
Preko prijatelja	32,8	29,2	<i>Asked friends</i>
Kontaktirali poslodavca direktno	0,0	5,4	<i>Contacted employers</i>
Tražili lokaciju, poslovni prostor, opremu ili finansijska sredstva za samozaposlenje	0,0	0,0	<i>Looking for location, equipment or finances for own business</i>
Prijavili se u studentski ili omladinski servis	0,0	0,0	<i>Registered at youth agency</i>
Preko Zavoda za zapošljavanje	68,8	27,5	<i>Inquired of employment bureau</i>
Nije poduzeto ništa	0,0	0,0	<i>Do nothing</i>
<b>25-49</b>			<b>25-49</b>
Prijavljen u zavod za zapošljavanje	72,5	64,9	<i>Registered with employment bureau</i>
Preko oglasa	63,7	67,0	<i>Applied to advertisement</i>
Preko prijatelja	60,9	56,8	<i>Asked friends</i>
Kontaktirali poslodavca direktno	88,2	61,3	<i>Contacted employers</i>
Tražili lokaciju, poslovni prostor, opremu ili finansijska sredstva za samozaposlenje	0,0	51,8	<i>Looking for location, equipment or finances for own business</i>
Prijavili se u studentski ili omladinski servis	0,0	0,0	<i>Registered at youth agency</i>
Preko Zavoda za zapošljavanje	31,2	72,5	<i>Inquired of employment bureau</i>
Nije poduzeto ništa	0,0	0,0	<i>Do nothing</i>
<b>50-55/60</b>			<b>50-55/60</b>
Prijavljen u zavod za zapošljavanje	0,9	9,9	<i>Registered with employment bureau</i>
Preko oglasa	3,1	20,8	<i>Applied to advertisement</i>
Preko prijatelja	6,3	14,1	<i>Asked friends</i>
Kontaktirali poslodavca direktno	11,8	33,3	<i>Contacted employers</i>
Tražili lokaciju, poslovni prostor, opremu ili finansijska sredstva za samozaposlenje	100,0	48,2	<i>Looking for location, equipment or finances for own business</i>
Prijavili se u studentski ili omladinski servis	0,0	0,0	<i>Registered at youth agency</i>
Preko Zavoda za zapošljavanje	0,0	0,0	<i>Inquired of employment bureau</i>
Nije poduzeto ništa	0,0	100,0	<i>Do nothing</i>

Izvor podataka: Anketa o mjerenu životnog standarda, 2001.

Source of data: Living Standard Measurement Survey, 2001



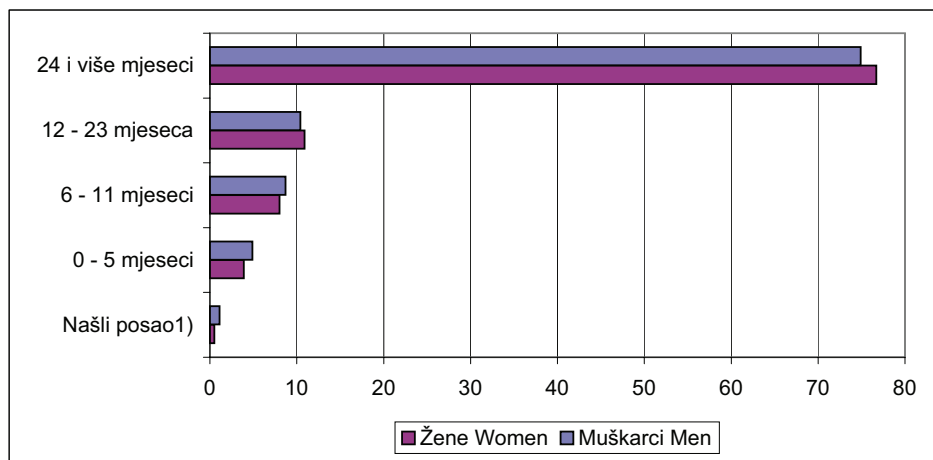


**Nezaposleni prema dužini traženja posla***Unemployed by duration of job search*

Dužina vremena traženja posla	Ukupno <i>Total</i>	Žene <i>Women</i>	Muškarci <i>Men</i>	% <i>Duration of job seeking</i>
<b>Ukupno</b>	<b>100,0</b>	<b>100,0</b>	<b>100,0</b>	<b>Total</b>
Našli posao <sup>1)</sup>	0,8	0,5	1,1	<i>Found a job</i>
0 - 5 mjeseci	4,5	3,9	4,9	<i>0 - 5 months</i>
6 - 11 mjeseci	8,4	8,0	8,7	<i>6 - 11 months</i>
12 - 23 mjeseca	10,6	10,9	10,4	<i>12 - 23 months</i>
24 i više mjeseci	75,7	76,7	74,9	<i>24 and over months</i>

<sup>1)</sup> - prema međunarodnoj metodologiji i ona lica koja su našla posao, a nisu počela raditi u vrijeme provođenja ankete, smatraju se nezaposlenima.

<sup>1)</sup> - according to the international methodology persons who have found a job to start after survey are also considered as unemployed.

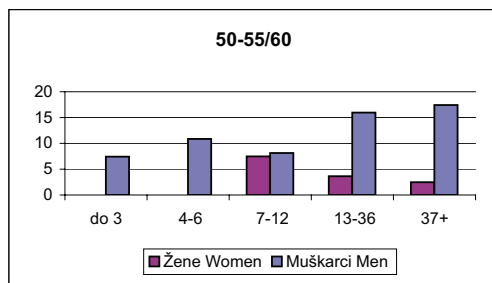
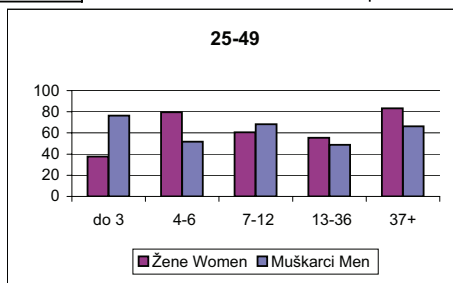
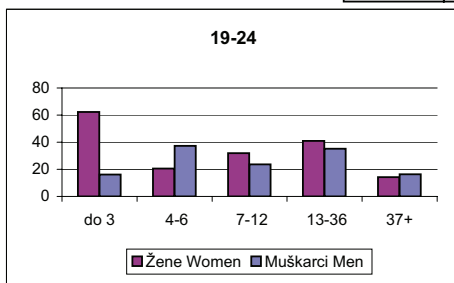


Izvor podataka: Anketa o radnoj snazi, 2006.

Source of data: Labour force survey, 2006

**Trajanje nezaposlenosti prema starosnoj grupi (srednji broj mjeseci)***Duration of unemployment by age group (average number of months) %*

Trajanje nezaposlenosti (mjeseci)	Žene Women	Muškarci Men	Duration of unemployment (months)
<b>19-24 godina</b>			
do 3	62,4	16,3	<i>until 3</i>
4-6	20,5	37,4	4-6
7-12	31,9	23,7	7-12
13-36	40,9	35,2	13-36
37+	14,2	16,3	37+
<b>25-49 godina</b>			
do 3	37,6	76,4	<i>until 3</i>
4-6	79,5	51,7	4-6
7-12	60,6	68,2	7-12
13-36	55,5	48,8	13-36
37+	83,3	66,3	37+
<b>50-55/60 godina</b>			
do 3	0,0	7,4	<i>until 3</i>
4-6	0,0	10,9	4-6
7-12	7,5	8,2	7-12
13-36	3,7	15,9	13-36
37+	2,5	17,4	37+



Izvor podataka: Anкета o mjerjenju životnog standarda, 2001.

Source of data: Living Standard Measurement Survey, 2001

## Trajanje nezaposlenosti prema stepenu obrazovanja

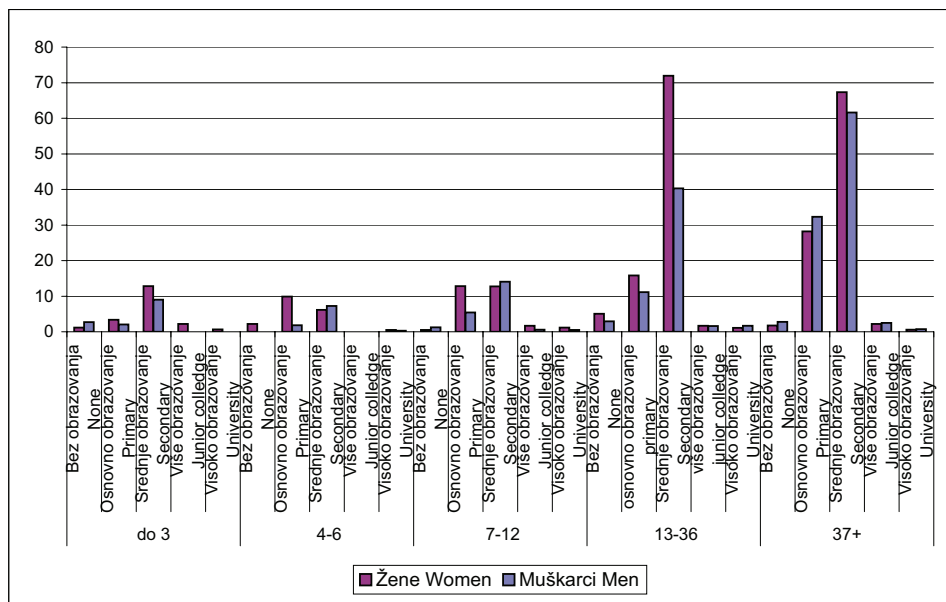
Duration of unemployment by education level

%

Trajanje nezaposlenosti (mjeseci)	Stepen obrazovanja Education level	Žene Women	Muškarci Men	Duration of unemployment (months)
do 3	Bez obrazovanja None	1,2	2,7	until 3
	Osnovno obrazovanje Primary	3,4	2,1	
	Srednje obrazovanje Secondary	12,8	9,0	
	Više obrazovanje Junior college	2,2	0,0	
	Visoko obrazovanje University	0,7	0,0	
4-6	Bez obrazovanja None	2,2	0,0	4-6
	Osnovno obrazovanje Primary	9,9	1,8	
	Srednje obrazovanje Secondary	6,1	7,2	
	Više obrazovanje Junior college	0,0	0,0	
	Visoko obrazovanje University	0,5	0,3	
7-12	Bez obrazovanja None	0,5	1,3	7-12
	Osnovno obrazovanje Primary	12,8	5,4	
	Srednje obrazovanje Secondary	12,7	14,1	
	Više obrazovanje Junior college	1,7	0,6	
	Visoko obrazovanje University	1,2	0,5	
13-36	Bez obrazovanja None	5,1	2,9	13-36
	osnovno obrazovanje primary	15,8	11,1	
	Srednje obrazovanje Secondary	71,9	40,3	
	više obrazovanje junior college	1,7	1,6	
	Visoko obrazovanje University	1,1	1,7	
37+	Bez obrazovanja None	1,7	2,8	37+
	Osnovno obrazovanje Primary	28,2	32,3	
	Srednje obrazovanje Secondary	67,3	61,6	
	Više obrazovanje Junior college	2,2	2,5	
	Visoko obrazovanje University	0,6	0,8	

Izvor podataka: Anketa o mjeranju životnog standarda, 2001.

Source of data: Living Standard Measurement Survey, 2001



Podaci se odnose na procenat lica koja su trenutno nezaposlena.

Nezaposlena lica su radno-sposobna lica (19-55 za žene i 19-60 za muškarce) koja nemaju posao i koja aktivno traže posao u posljednjih 30 dana i prihvatila bi posao ako im bude ponuđen.

Treća kategorija se odnosi na lica stara od 50-55 godina za žene i od 50-60 godina za muškarce.

*Data refers to the percentage of those persons presently unemployed.*

*The unemployed are those of working age (19-55 for women and 19-60 for men) who are without a job and have actively sought for a job in the 30 days and could accept a job if it were offered to them.*

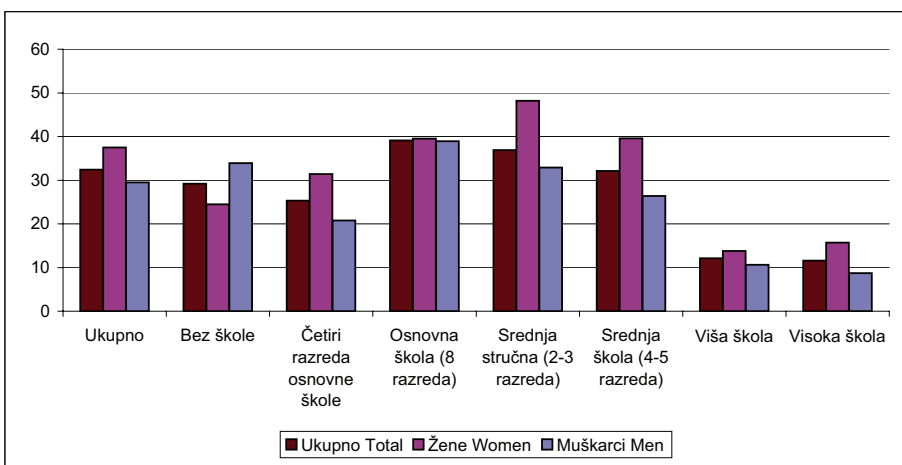
*The third age category refers to all those ages 50 to 55 for women and 50 to 60 for men.*

## Stope nezaposlenosti prema školskoj spremi

Unemployment rate by school attainment

%

Školska sprema	Ukupno <i>Total</i>	Žene <i>Women</i>	Muškarci <i>Men</i>	School attainment
<b>Ukupno</b>	<b>32,4</b>	<b>37,5</b>	<b>29,5</b>	<b>Total</b>
Bez škole	29,2	24,5	33,9	No school
Četiri razreda osnovne škole	25,3	31,4	20,8	Elementary school - 4 classes
Osnovna škola (8 razreda)	39,1	39,5	38,9	Elementary school - 8 classes
Srednja stručna (2-3 razreda)	36,9	48,2	32,9	Vocational education
Srednja škola (4-5 razreda)	32,1	39,6	26,4	Secondary education
Viša škola	12,1	13,8	10,6	Higer education
Visoka škola	11,6	15,7	8,7	University education

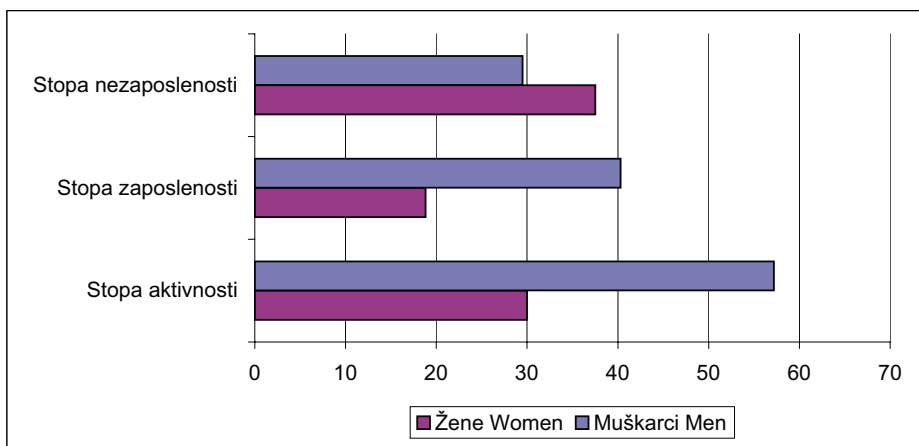


Izvor podataka: Anketa o radnoj snazi, 2006.

Source of data: Labour force survey, 2006

**Mjere aktivnosti stanovništva***Measures of population activity*

	%		
	Žene <i>Women</i>	Muškarci <i>Men</i>	
Stopa aktivnosti	30,0	57,2	<i>Activity rate</i>
Stopa zaposlenosti	18,8	40,3	<i>Employment/population ratio</i>
Stopa nezaposlenosti	37,5	29,5	<i>Unemployment ratio</i>



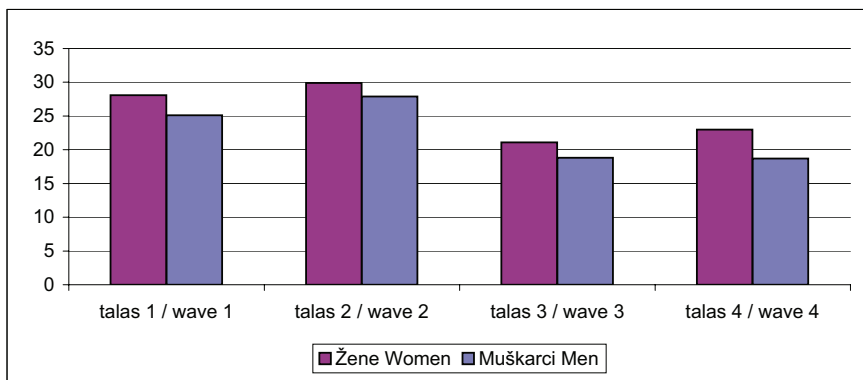
Izvor podataka: Anketa o radnoj snazi, 2006.

Source of data: Labour force survey, 2006

**Broj lica ispod granice siromaštva**

Number of persons under of poverty line

	%	
	Žene Women	Muškarci Men
talas 1 / wave 1	28,1	25,1
talas 2 / wave 2	29,9	27,9
talas 3 / wave 3	21,1	18,8
talas 4 / wave 4	23,0	18,7



Izvor podataka: Živjeti u BiH, 2002 - 2004.

Source of data: Living in BiH, 2002 - 2004



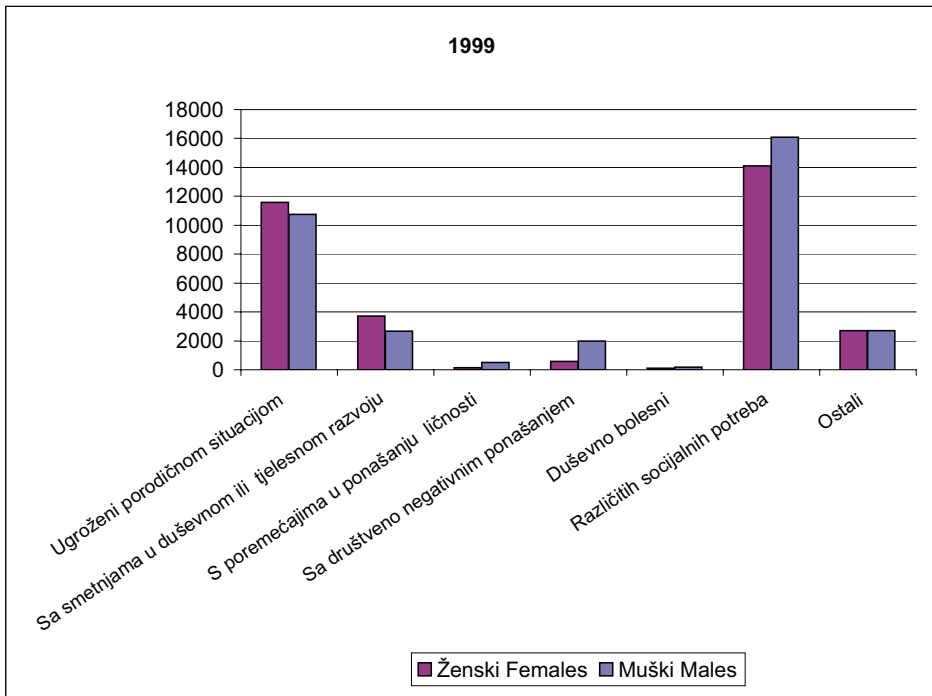


**SOCIJALNA ZAŠTITA**

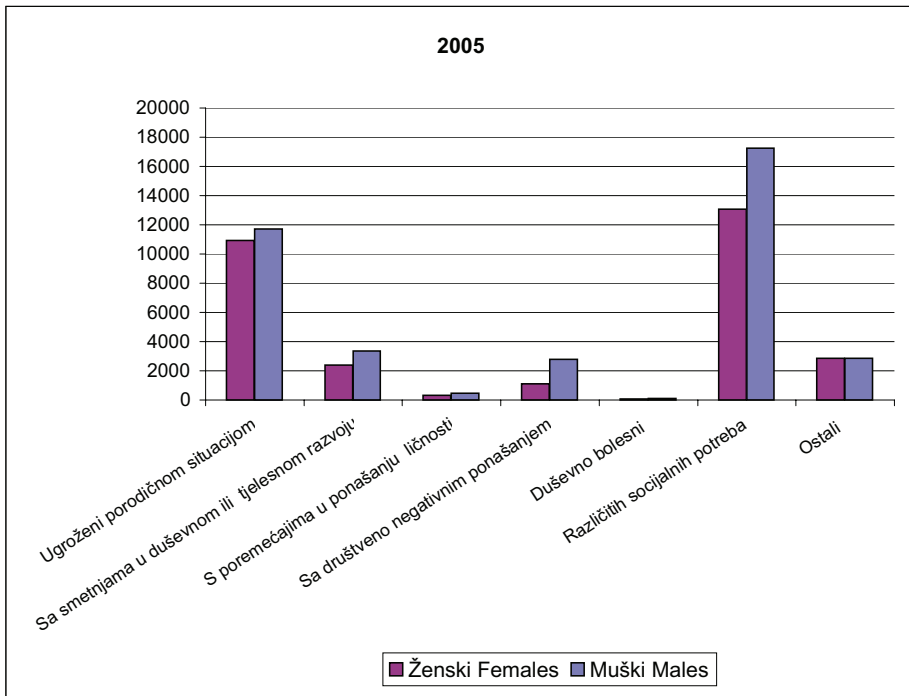
*SOCIAL WELFARE*

**Maloljetni korisnici socijalne zaštite prema kategorijama**  
*Minor-beneficiaries by categories*

Kategorija	1999		2000		2001		2002	
	Ženski <i>Females</i>	Muški <i>Males</i>	Ženski <i>Females</i>	Muški <i>Males</i>	Ženski <i>Females</i>	Muški <i>Males</i>	Ženski <i>Females</i>	Muški <i>Males</i>
Ugroženi porodičnom situacijom	11571	10755	11778	12381	11258	11758	10806	11375
Sa smetnjama u duševnom ili tjelesnom razvoju	3707	2655	2986	3972	2929	3521	2625	3594
S poremećajima u ponašanju ličnosti	132	523	164	514	318	423	232	416
Sa društveno negativnim ponašanjem	589	1975	679	2263	897	2487	917	2436
Duševno bolesni	112	176	72	126	93	112	107	130
Različitih socijalnih potreba	14119	16071	13047	14476	11877	14352	11458	14932
Ostali	2693	2702	2631	2550	2923	2429	3055	2576

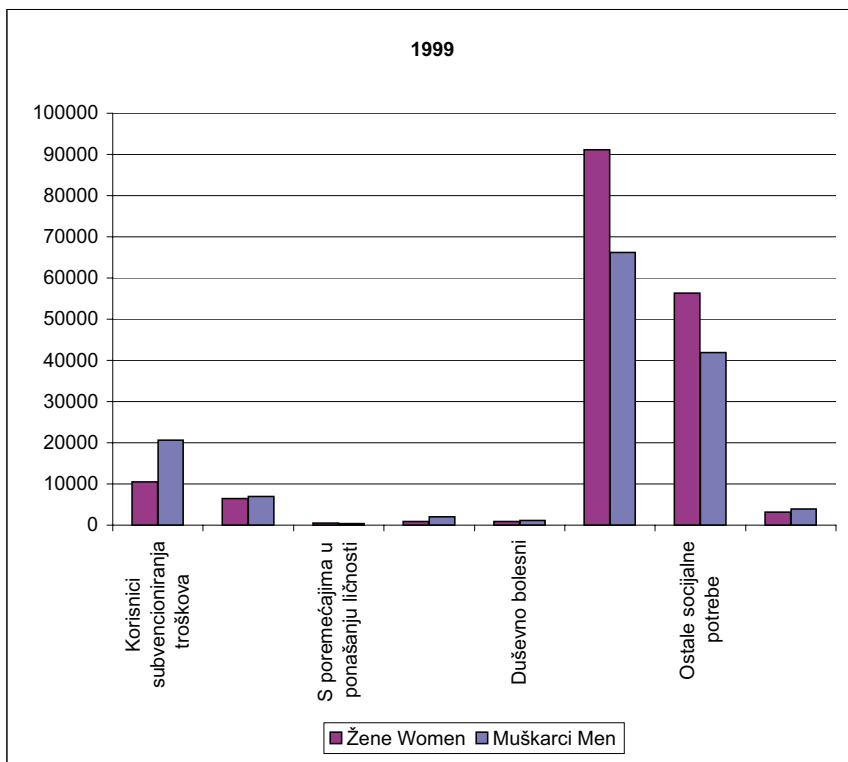


2003		2004		2005		Category
Ženski Females	Muški Males	Ženski Females	Muški Males	Ženski Females	Muški Males	
11175	12060	10784	11554	10920	11706	Endangered by family situation
2439	3306	2142	2880	2395	3345	Mentally and phisically handicapped persons
279	415	221	334	309	469	With behavior and persons breakdown
1044	2385	879	2486	1125	2791	With social unacceptable behavior
97	118	91	128	85	119	Mentalpatients
11163	14284	11482	16003	13077	17251	Different social needs
2921	2503	2861	2218	2864	2866	Other

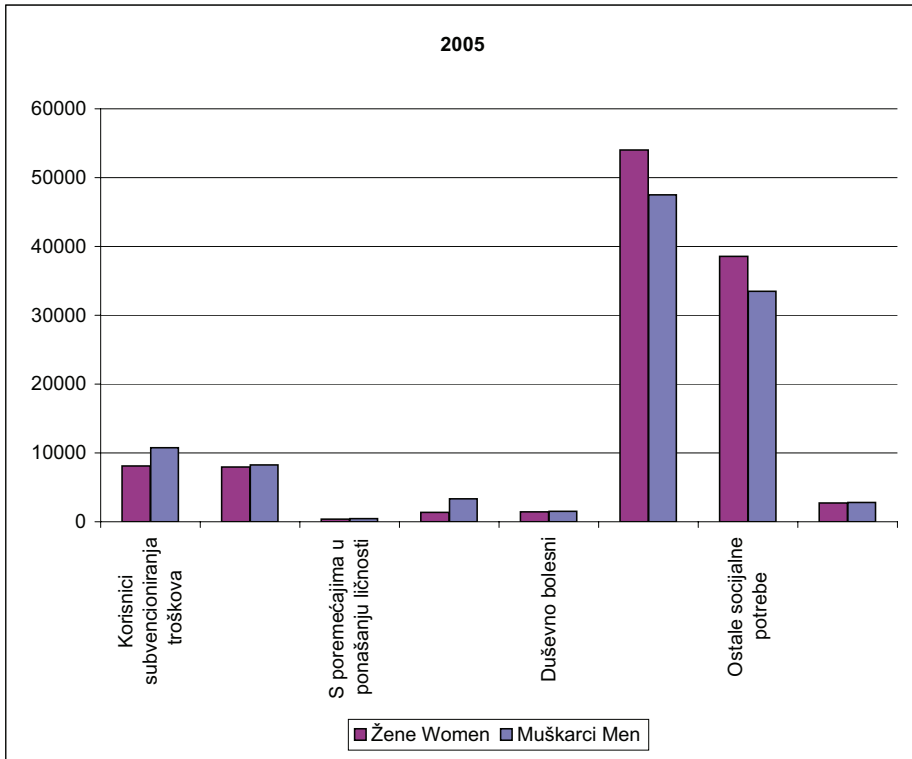


**Punoljetni korisnici**  
Adults - beneficiaries

Kategorija	1999		2000		2001	
	Žene Women	Muškarci Men	Žene Women	Muškarci Men	Žene Women	Muškarci Men
Korisnici subvencioniranja troškova	10551	20647	2996	1818	7148	10543
Sa smetnjama u duševnom ili tjelesnom razvoju	6423	7022	6436	6810	6453	7652
S poremećajima u ponašanju ličnosti	476	327	512	319	351	438
Društveno neprihvatljivog ponašanja	941	2005	1314	1814	1089	2197
Duševno bolesni	943	1178	1004	1159	962	1029
Bez dovoljno prihoda za izdržavanje	91087	66164	63956	52330	55833	55387
Ostale socijalne potrebe	56324	41945	48882	40783	55257	45538
Ostali	3127	3900	3559	3293	3880	3873



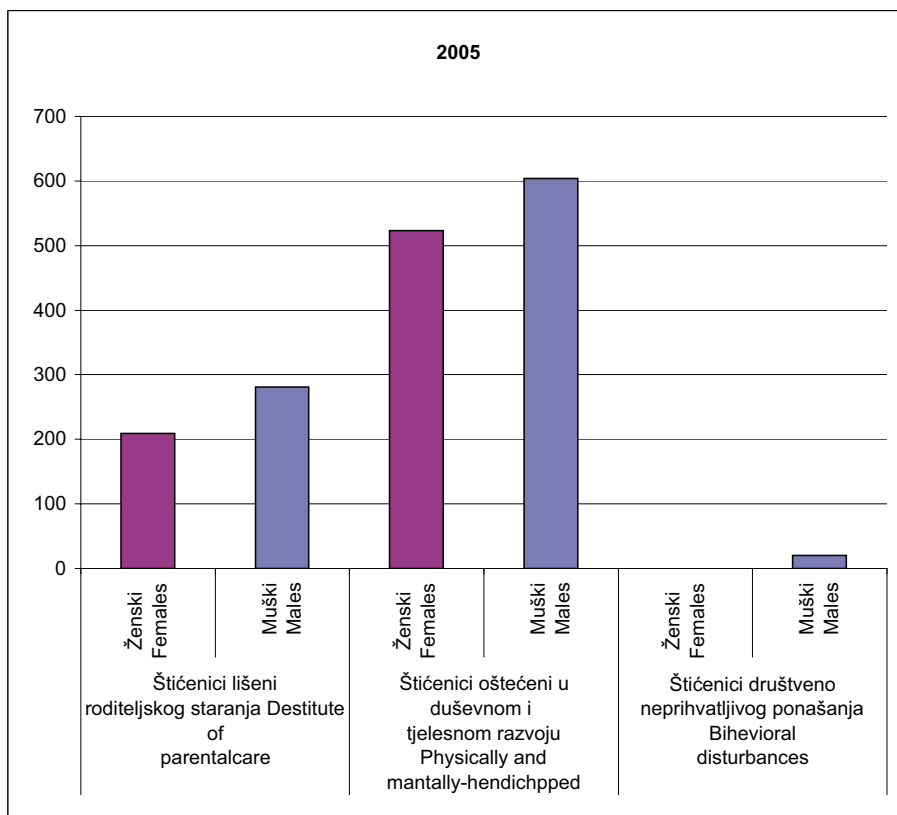
2002		2003		2004		2005		Category
Žene Women	Muškarci Men	Žene Women	Muškarci Men	Žene Women	Muškarci Men	Žene Women	Muškarci Men	
7251	13472	7915	10883	8713	11926	8134	10766	Beneficiaries of subventions
6787	7849	6940	7689	7319	7978	7936	8237	Mentally and physically handicapped persons
338	463	343	433	359	562	380	459	With behavior and persons breakdown
1332	2444	1550	2967	1328	2853	1384	3324	Persons with social unacceptable behavior
1185	1268	1412	1602	1320	1481	1417	1549	Mentalpatients
60029	56640	62692	55466	65878	50239	54012	47502	Have not enough income for care
54295	43368	52116	41977	62648	45904	38567	33455	Other social welfare
3982	3889	4570	3535	2360	2237	2761	2812	Other



**Štićenici u ustanovama za djecu i omladinu**

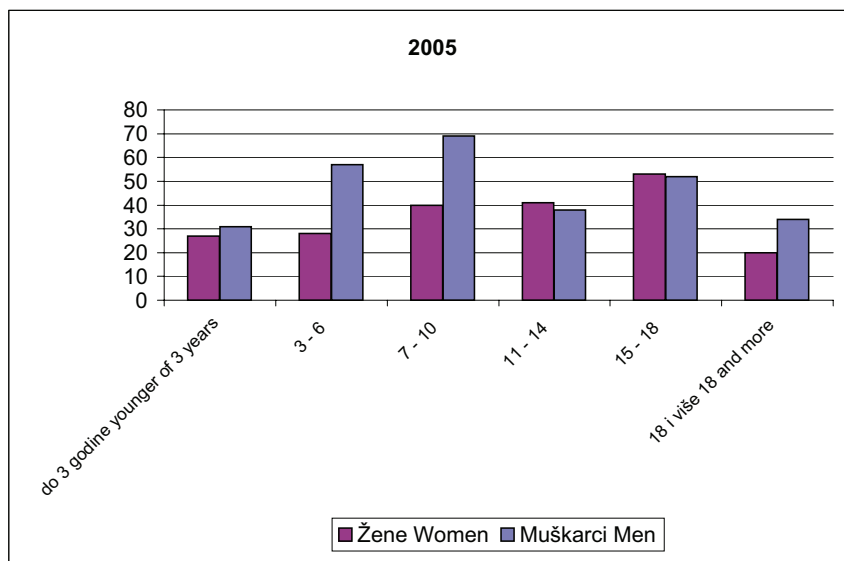
*Wards in social for juveniles*

	Štićenici lišeni roditeljskog staranja <i>Destitute of parentalcare</i>		Štićenici oštećeni u duševnom i tjelesnom razvoju <i>Physically and mantally-hendichpped</i>		Štićenici društveno neprihvatljivog ponašanja <i>Bihevioral disturbances</i>	
	Ženski <i>Females</i>	Muški <i>Males</i>	Ženski <i>Females</i>	Muški <i>Males</i>	Ženski <i>Females</i>	Muški <i>Males</i>
1999	162	247	412	612	-	17
2000	166	224	403	623	-	31
2001	174	239	400	619	-	22
2002	211	242	402	602	-	31
2003	204	245	478	669	-	16
2004	234	276	530	574	-	20
2005	209	281	523	604	-	20



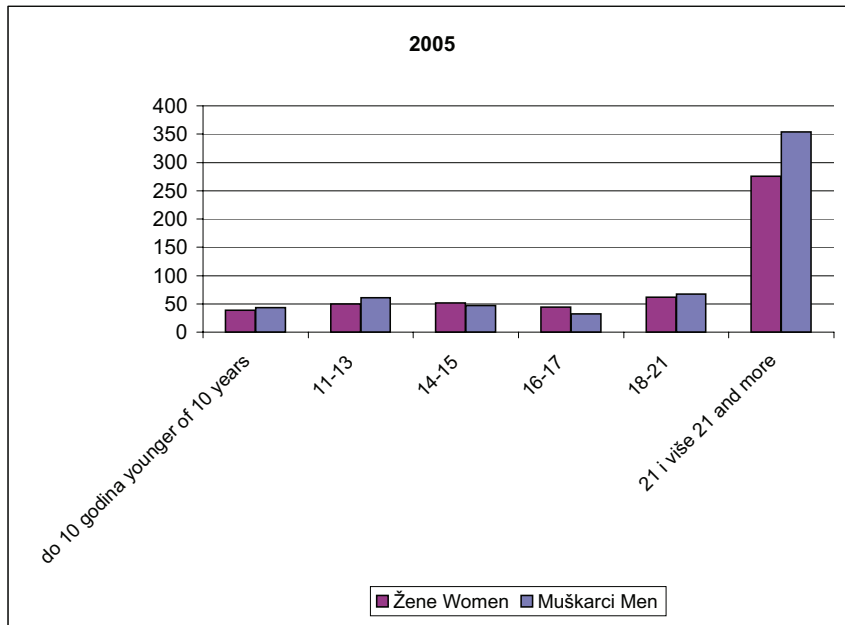
**Štićenici u ustanovama lišeni roditeljskog staranja**  
*Beneficiaries in institutions without parental guardianship*

		do 3 godine <i>younger of 3 years</i>	3 - 6	7 - 10	11 - 14	15 - 18	18 i više <i>18 and more</i>	
1999	Žene	38	25	47	28	17	7	<i>Women</i>
	Muškarci	56	22	40	57	42	30	<i>Men</i>
2000	Žene	44	28	24	29	22	19	<i>Women</i>
	Muškarci	66	29	23	47	35	24	<i>Men</i>
2001	Žene	48	34	35	28	18	11	<i>Women</i>
	Muškarci	64	36	21	49	48	21	<i>Men</i>
2002	Žene	49	30	29	29	60	14	<i>Women</i>
	Muškarci	53	43	31	28	64	23	<i>Men</i>
2003	Žene	40	29	39	23	62	11	<i>Women</i>
	Muškarci	49	38	36	31	72	19	<i>Men</i>
2004	Žene	24	38	43	41	70	18	<i>Women</i>
	Muškarci	32	60	55	43	58	28	<i>Men</i>
2005	Žene	27	28	40	41	53	20	<i>Women</i>
	Muškarci	31	57	69	38	52	34	<i>Men</i>



**Štićenici u ustanovama oštećeni u duševnom i tjelesnom razvoju***Beneficiaries in institutions physically and mantally-handicapped*

		do 10 godina <i>younger of 10 years</i>	11-13	14-15	16-17	18-21	21 i više <i>21 and more</i>	
1999	Žene	62	61	45	47	37	160	<i>Women</i>
	Muškarci	68	75	27	51	51	340	<i>Men</i>
2000	Žene	57	66	30	49	40	161	<i>Women</i>
	Muškarci	50	52	27	59	80	355	<i>Men</i>
2001	Žene	60	64	34	41	41	160	<i>Women</i>
	Muškarci	47	50	38	43	62	379	<i>Men</i>
2002	Žene	50	62	39	36	46	169	<i>Women</i>
	Muškarci	36	52	39	41	67	367	<i>Men</i>
2003	Žene	47	76	52	39	51	213	<i>Women</i>
	Muškarci	58	63	42	43	77	386	<i>Men</i>
2004	Žene	56	61	46	54	44	269	<i>Women</i>
	Muškarci	50	42	49	34	71	328	<i>Men</i>
2005	Žene	39	50	52	44	62	276	<i>Women</i>
	Muškarci	43	61	47	32	67	354	<i>Men</i>

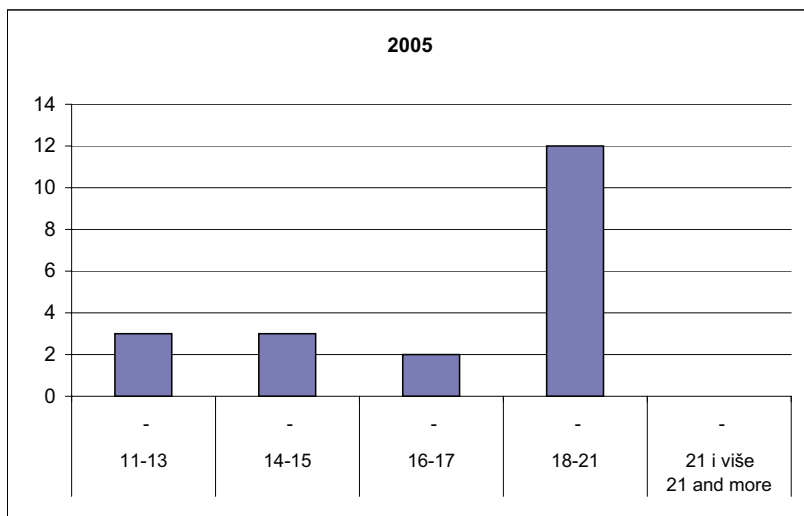




**Štićenici u ustanovama, društveno neprihvatljivog ponašanja**

*Beneficiaries with social unacceptable behavior, in institutions*

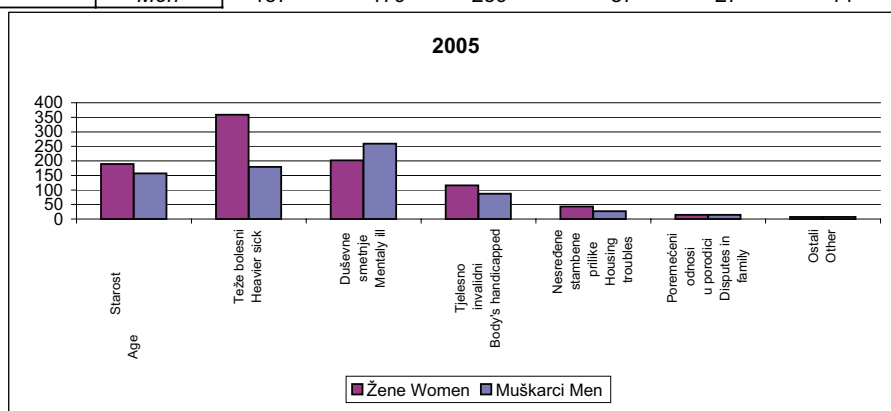
	do 10 godina younger of 10 years	11-13	14-15	16-17	18-21	21 i više 21 and more	
1999	Žene	-	-	-	-	-	Women
	Muškarci	-	2	3	5	6	Men
2000	Žene	-	-	-	-	-	Women
	Muškarci	-	4	12	4	10	Men
2001	Žene	-	-	-	-	-	Women
	Muškarci	-	3	1	10	8	Men
2002	Žene	-	-	-	-	-	Women
	Muškarci	-	3	5	14	9	Men
2003	Žene	-	-	-	-	-	Women
	Muškarci	-	1	4	4	7	Men
2004	Žene	-	-	-	-	-	Women
	Muškarci	-	3	2	5	10	Men
2005	Žene	-	-	-	-	-	Women
	Muškarci	-	3	3	2	12	Men



**Štićenici u ustanovama za odrasle**

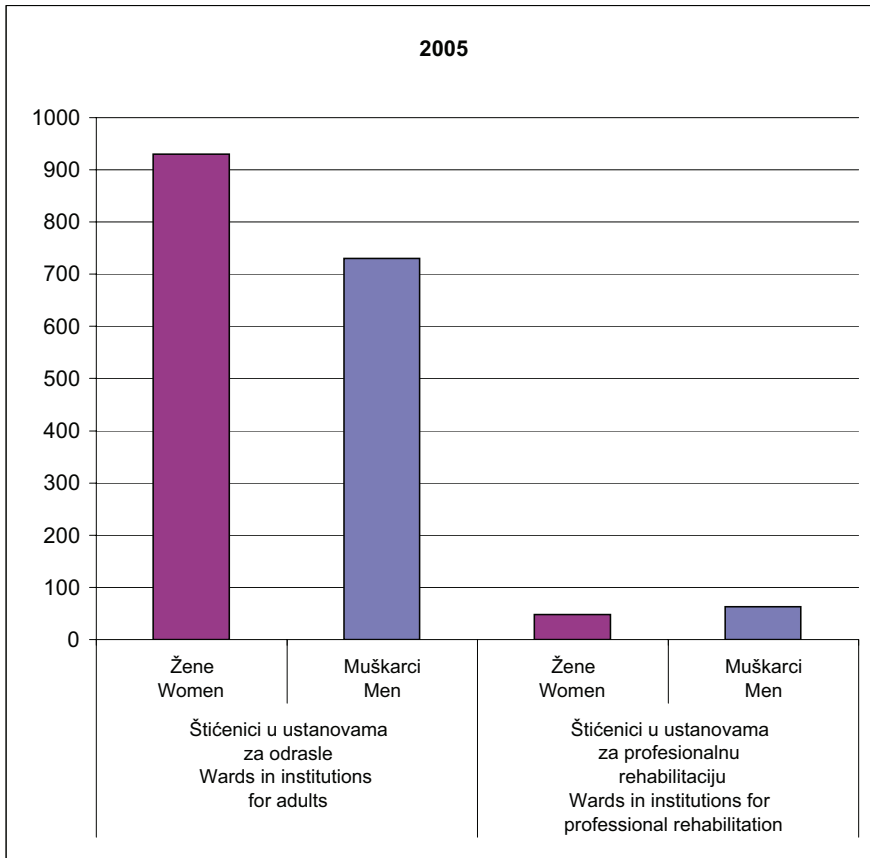
*Recipients/Recipients in social service institutions*

		Starost <i>Age</i>	Teže bolesni <i>Heavier sick</i>	Duševne smetnje <i>Mentally ill</i>	Tjelesno invalidni <i>Body's handicapped</i>	Nesređene stambene prilike <i>Housing troubles</i>	Poremećeni odnosi u porodici <i>Disputes in family</i>	Ostali <i>Other</i>
1999	Žene <i>Women</i>	104	207	70	59	149	25	147
	Muškarci <i>Men</i>	68	120	53	43	137	20	54
2000	Žene <i>Women</i>	164	168	98	68	188	13	60
	Muškarci <i>Men</i>	40	93	73	66	132	22	19
2001	Žene <i>Women</i>	177	190	113	73	80	13	2
	Muškarci <i>Men</i>	85	97	76	52	55	16	53
2002	Žene <i>Women</i>	173	261	92	124	51	16	12
	Muškarci <i>Men</i>	112	89	70	103	6	14	63
2003	Žene <i>Women</i>	175	399	193	117	28	12	2
	Muškarci <i>Men</i>	122	156	211	112	31	9	4
2004	Žene <i>Women</i>	250	374	196	94	42	16	7
	Muškarci <i>Men</i>	114	221	160	101	40	9	15
2005	Žene <i>Women</i>	189	359	202	116	43	14	7
	Muškarci <i>Men</i>	157	179	259	87	27	14	7



**Štićenici u ustanovama za odrasle i profesionalnu rehabilitaciju***Wards in social for adults and professional rehabilitation*

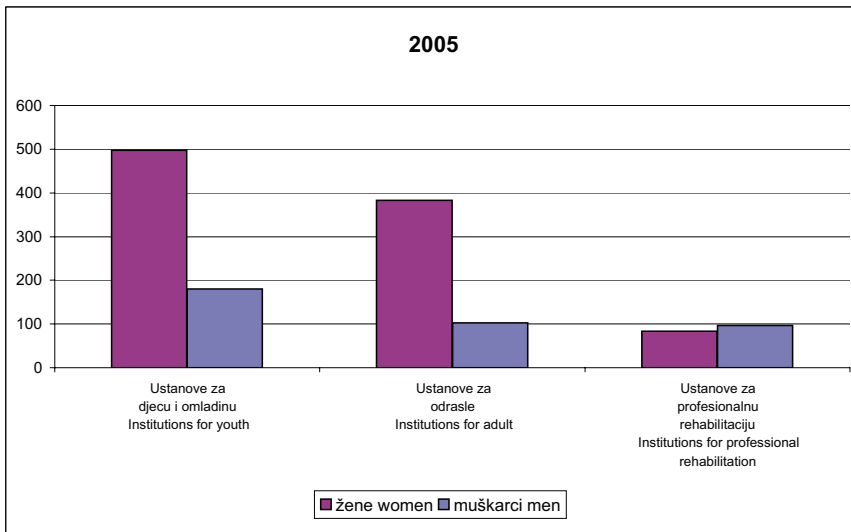
	Štićenici u ustanovama za odrasle <i>Wards in institutions for adults</i>		Štićenici u ustanovama za profesionalnu rehabilitaciju <i>Wards in institutions for professional rehabilitation</i>	
	Žene <i>Women</i>	Muškarci <i>Men</i>	Žene <i>Women</i>	Muškarci <i>Men</i>
1999	761	495	222	611
2000	759	265	222	630
2001	648	434	220	633
2002	729	457	217	692
2003	926	645	48	483
2004	979	660	44	69
2005	930	730	48	63



**Zaposleni u ustanovama za socijalnu zaštitu**

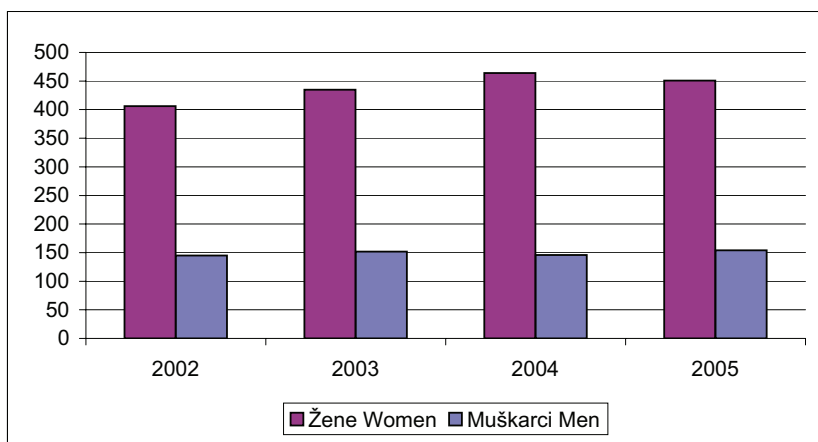
*Personnel employed in social service institutions*

		Ustanove za djecu i omladinu <i>Institutions for youth</i>	Ustanove za odrasle <i>Institutions for adult</i>	Ustanove za profesionalnu rehabilitaciju <i>Institutions for professional rehabilitation</i>	
1999	Žene	250	282	154	<i>Women</i>
	Muškarci	256	93	114	<i>Men</i>
2000	Žene	208	299	154	<i>Women</i>
	Muškarci	322	82	120	<i>Men</i>
2001	Žene	249	278	144	<i>Women</i>
	Muškarci	292	81	124	<i>Men</i>
2002	Žene	409	310	191	<i>Women</i>
	Muškarci	160	87	118	<i>Men</i>
2003	Žene	496	371	87	<i>Women</i>
	Muškarci	144	126	99	<i>Men</i>
2004	Žene	503	389	92	<i>Women</i>
	Muškarci	144	102	111	<i>Men</i>
2005	Žene	497	383	83	<i>Women</i>
	Muškarci	180	102	97	<i>Men</i>



**Zaposleni u centrima za socijalni rad***Personnel employed in social service institutions*

	Žene <i>Women</i>	Muškarci <i>Men</i>
1999	-	-
2000	-	-
2001	-	-
2002	406	145
2003	435	152
2004	464	146
2005	451	154





**PRAVOSUĐE**

*ADMINISTRATION OF JUSTICE*

**POZNATA LICA PRIJAVLJENA KAO UČINIOCI KRIVIČNIH DJELA***Registered persons known as the perpetrators of criminal offences*

Odabrane grupe/djela	2004		
	Ukupno <i>Total</i>	Žene <i>Women</i>	Muškarci <i>Men</i>
<b>BRAK, PORODICA I MLADEŽ</b>	187	12	175
Dvobračnost	2	1	1
Napuštanje-izbjegavanje izdržavanja	14	-	14
Vanbračna zajednica s mlađim maloljetnikom	-	-	-
Napuštanje djeteta	1	1	0
Nasilje u porodici	155	6	149
Oduzimanje djeteta ili maloljetnika	4	2	2
Omogućavanje sklapanja nedozvoljenog braka	1	-	1
Povreda porodičnih obaveza	6	1	5
Sprečavanje i neizvršavanje mjera za zaštitu maloljetnika	1	-	1
Zapuštanje ili zlostavljanje djeteta ili maloljetnika	3	1	2
<b>OBLAST PODMICIVANJA I SL. I DRUGE ODG. DUŽNOSTI</b>	110	9	101
Davanje dara i drugih oblika koristi	5	-	5
Krivtvođenje službene isprave	1	-	1
Nesavjestan rad u službi	9	2	7
Odavanje službene tajne	1	-	1
Posluga u službi	1	-	1
Prijevvara u službi	2	-	2
Primanje dara i drugih oblika koristi	1	-	1
Pronevjera u službi	13	1	12
Protuzakonito posredovanje	2	1	1
Zloupotreba položaja ili ovlaštenja	75	5	70
<b>SIGURNOST JAVNOG SAOBRAČAJA</b>	297	18	279
Nesavjestan nadzor nad javnim saobraćajem	3	-	3
Neukazivanje pomoći licu ozlijeđenom u saobraćajnoj nesreći	1	-	1
Teška djela protiv sigurnosti javnog saobraćaja	228	12	216
Ugrožavanje javnog saobraćaja	56	6	50
Ugrožavanje javnog saobraćaja opasnom radnjom	5	-	5
Ugrožavanje javnog saobraćaja zbog omamljenosti	4	-	4
<b>SLOBODA I MORAL</b>	40	1	39
Bludne radnje	9	-	9
Iskorištavanje djeteta ili maloljetnika radi pornografije	1	-	1
Navođenje na prostituciju	9	1	8
Rodoskrvnuće	-	-	-
Silovanje	14	-	14
Spolni odnos sa djetetom	6	-	6
Spolni odnos zloupotrebom položaja	1	-	1
Spolni odnos s nemoćnim licem	-	-	-
Zadovoljenje požude pred djetetom ili maloljetnikom	-	-	-
<b>ZIVOT I TIJELO</b>	390	16	374
Cedomorstvo			
Laka tjelesna povreda	192	9	183
Napuštanje nemoćnog lica	-	-	-
Nepružanje pomoći	-	-	-
Protupravni prekid trudnoće	2	-	2
Prouzrokovanje smrti iz nehata	2	-	2
Teška tjelesna ozljeda	100	4	96
Ubistvo	59	3	56
Ubistvo namah	2	-	2
Učestvovanje u samoubistvu	-	-	-
Učestvovanje u tuči	33	-	33



2005			Selected groups / offences
Ukupno Total	Žene Women	Muškarci Men	
456	18	438	<b>MARRIAGE, FAMILY AND JOUTH</b>
1	-	1	Double marriage
28	1	27	Leaving-evading of maintenance
5	-	5	Out-marriage union with junger minor
3	1	2	Leaving child
406	9	397	Violence in family
7	5	2	Requisition of child or minor
-	-	-	Enabling of non legal marriage
-	-	-	Lesion of family obligations
-	-	-	Averting and not doing measures for protection of minors
6	2	4	Dereliction or misuse of child or minors
219	39	180	<b>BRIBE AND OTHER RESPONSIBLE DUTIES</b>
2	-	2	Giving presents and other forms of uses
4	1	3	Manipulation of official documents
31	6	25	Unscrupulous work in office
-	-	-	Reveal of official secret
4	2	2	Services in office
1	-	1	Cheat in office
3	-	3	Acceptance of presents and other forms of uses
23	6	17	Peculation in office
10	1	9	Non legal intercession
141	23	118	Malversation of posts and authorities
829	51	778	<b>SECURITY OF PUBLIC TRAFFIC</b>
1	-	1	Unscrupulous surveillance over public traffic
2	-	2	Not-giving help to person who is hurt in traffic accident
654	42	612	Heavy felonies against security of public traffic
125	9	116	Endangering of public traffic
5	-	5	Endangering of public traffic with dangerous act
42	-	42	Endangering of public traffic because of stupor
65	1	64	<b>FREEDOM AND MORAL</b>
24	-	24	Prostitution
-	-	-	Utilization of child or minors for pornography
8	1	7	Adduction to prostitution
1	-	1	Incest
23	-	23	Rape
3	-	3	Sexual relationship with a child
-	-	-	Sexual relationship using malversation of posts
4	-	4	Sexual relationship with disable person
2	-	2	Satisfaction of passion in the presence of child or minor
1166	56	1110	<b>LIFE ANF BODY</b>
2	2	-	Murder of child
689	40	649	Easy body injury
1	1	-	Leaving of disable person
2	-	2	Not giving help
2	-	2	Non legal rupture of pregnancy
5	1	4	Induce of death by negligence
287	5	282	Heavy body injury
72	4	68	Murder
-	-	-	Murder immediatly
4	-	-	Participation in suicide
102	3	99	Participation in combat

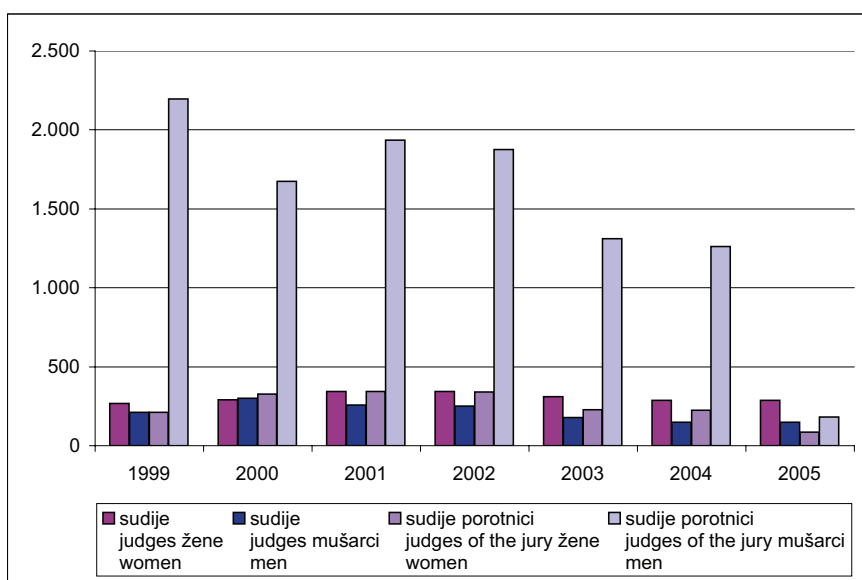
**Osuđene punoljetne osobe prema kaznenim djelima***Convicted adults according to criminal offences*

	2002		2003	
	Žene <i>Women</i>	Muškarci <i>Men</i>	Žene <i>Women</i>	Muškarci <i>Men</i>
Imovine	123	2482	73	2445
Javnog reda i pravnog prometa	93	991	52	1010
Sigurnosti javnog prometa	52	817	36	763
Okoliša i prirodnih dobara	6	883	5	791
Života i tijela	20	405	25	394
Opće sigurnosti ljudi i imovine	10	150	8	132
Zdravlja ljudi	2	85	5	121
Slobode i prava čovjeka i građanina	8	110	6	109
Platnog prometa, privrede i sigurnosti	10	82	3	73
Podmićivanja, službene i druge odgovornosti	9	63	8	67
Spolne slobode i morala	4	91	1	47
Oružanih snaga Federacije BiH	2	68	1	43
Braka, porodice i mladeži	6	37	3	34
Časti i ugleda	3	50	1	33
Zatvor	302	5678	199	5330
Novčana kazna	36	611	14	534
Sudska opomena	23	165	19	27
Vaspitne mjere	-	8	-	12
Sporedne kazne	20	243	2	127

2004		2005		
Žene <i>Women</i>	Muškarci <i>Men</i>	Žene <i>Women</i>	Muškarci <i>Men</i>	
52	1929	93	2293	<i>Property</i>
30	851	63	1013	<i>Public order and legal transaction</i>
19	683	49	662	<i>Safety of public transportation</i>
5	635	3	677	<i>Environment</i>
15	425	31	624	<i>Life and body</i>
4	125	6	126	<i>Public safety of persons and property</i>
6	283	24	695	<i>Public health</i>
1	84	1	126	<i>Civil rights and liberties</i>
9	68	7	80	<i>Economy</i>
12	99	15	84	<i>Official or responsible obligation</i>
1	47	-	41	<i>Dignity and morality</i>
-	63	-	25	<i>Armed forces of FB&amp;H</i>
1	101	10	205	<i>Marriage and family</i>
-	-	-	2	<i>Honor and reputation</i>
145	4801	174	3821	<i>Prison sentences</i>
11	639	55	955	<i>Fines</i>
4	27	2	114	<i>Court reprimand</i>
2	19	81	1820	<i>Correctional measures</i>
8	118	23	451	<i>Secondary penalties</i>

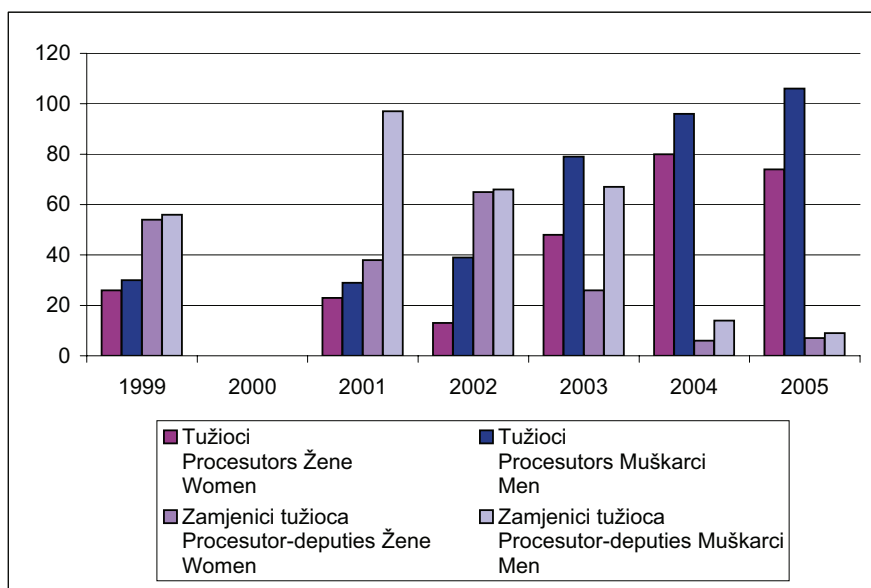
**Sudije i sudije porotnici***Judges and judges of the jury*

	sudije judges		sudije porotnici judges of the jury	
	žene women	mušarci men	žene women	mušarci men
1999	267	211	213	2196
2000	291	301	328	1675
2001	342	257	342	1936
2002	342	250	339	1876
2003	311	178	229	1310
2004	287	150	226	1261
2005	287	148	87	183



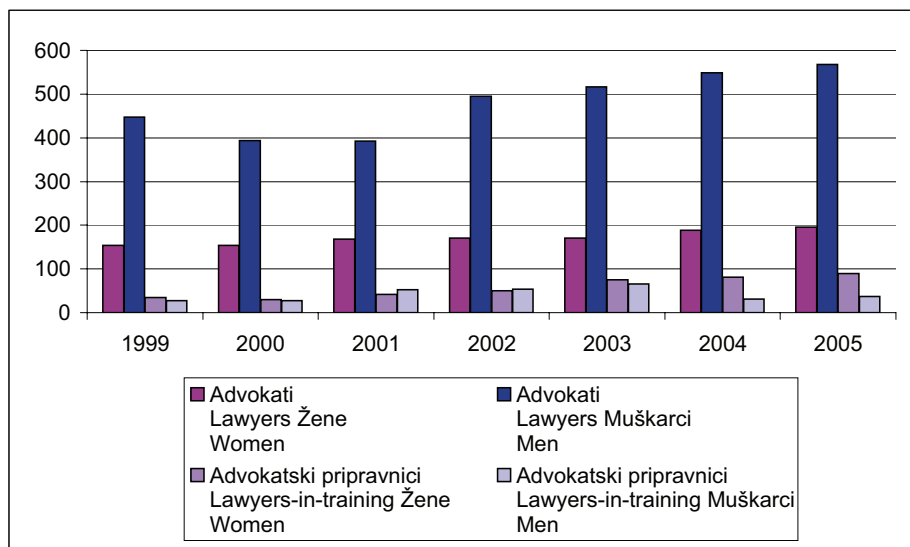
**Tužioci i zamjenici tužioca***Prosecutors and prosecutor's deputies*

	Tužioci Prosecutors		Zamjenici tužioca Prosecutor-deputies	
	Žene Women	Muškarci Men	Žene Women	Muškarci Men
1999	26	30	54	56
2000	0	0	0	0
2001	23	29	38	97
2002	13	39	65	66
2003	48	79	26	67
2004	80	96	6	14
2005	74	106	7	9



**Advokati i advokatski pripravnici***Lawyers and lawyers-in-training*

	Advokati <i>Lawyers</i>		Advokatski pripravnici <i>Lawyers-in-training</i>	
	Žene <i>Women</i>	Muškarci <i>Men</i>	Žene <i>Women</i>	Muškarci <i>Men</i>
1999	154	447	34	28
2000	154	394	30	27
2001	168	392	42	52
2002	170	495	50	54
2003	171	516	75	66
2004	188	549	81	31
2005	196	568	90	37



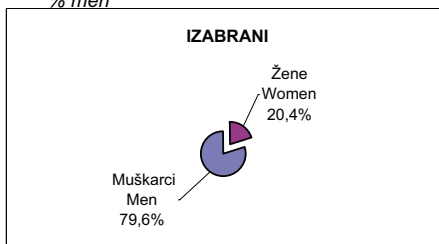
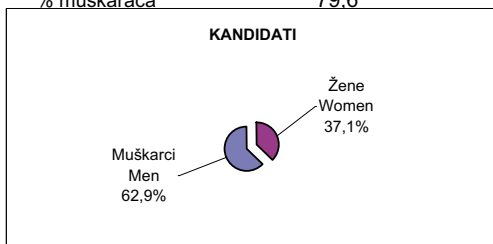
**IZBORI**  
*ELECTIONS*





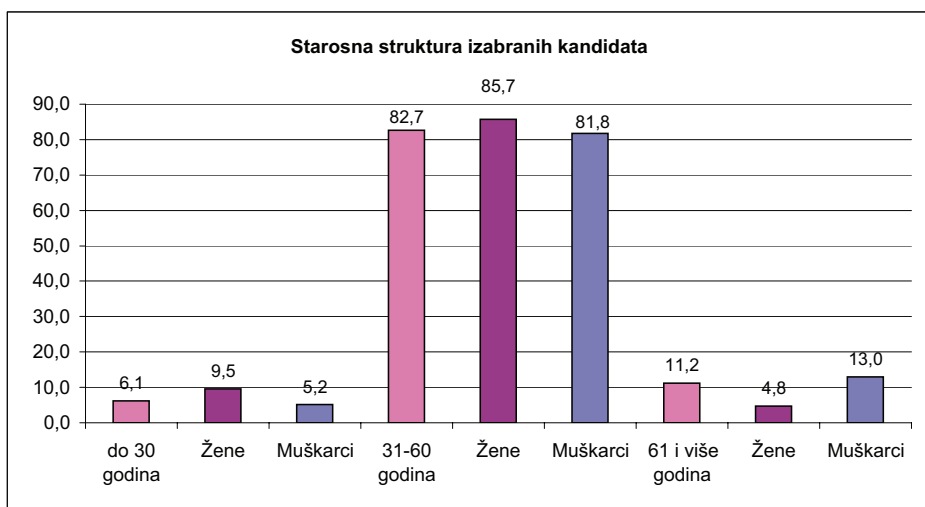
## Zastupnički/predstavnički dom Parlamenta Federacije BiH, 2006

r. b. N°	Stranka, partija, koalicija	Broj kandid. No of Candi dates	Izabrani direktno		Izabrani kompenzacija		Party, coalition
			Žene	Muškarci	Žene	Muškarci	
			Women	Men	Women	Men	
1.	Stranka demokratske akcije	28	3	20	3	2	Party of Democratic Action
2.	Stranka za Bosnu i Hercegovinu	24	2	17	2	3	Party for B&H
3.	Socijaldemokratska partija BiH - Socijaldemokrati BiH	17	1	12	2	2	Socialdemocratic Party of B&H - Socialdemocrats of B&H
4.	HDZ - Hrvatska koalicija - HNZ, HSP	8	1	6	-	1	HDZ-Croatian Coalition-HNZ,HSP
5.	Hrvatsko zajedništvo (HDZ 1990 HZ-HSS-HKDU-HDU-demokršćani)	7	1	4	1	1	Croatian Union (HDZ 1990HZ-HSS-HKDU-DemoChristians
6.	Bosanskohercegovačka patriotska stranka - Sefer Halilović	4	-	1	1	2	Bosnianherzegovinian Patriots Party - Sefer Halilović
7.	Patriotski blok BOSS - SDU BiH	3	-	1	1	1	Patriots Block BOSS-SDU B&H
8.	Narodna stranka radom za boljitak	3	-	-	1	2	Popular Party Working for Welfare
9.	HSP Đapić-Jurišić i NHI-koalicija za jednakopravnost	1	-	1	-	-	HSP Đapić-Jurišić and NHI-Coalition for Equality
10.	Demokratska narodna zajednica BiH	2	1	1	-	-	Democratic Popular Union of B&H
11.	Savez nezavisnih socijaldemokrata SNSD - Milorad Dodik	1	-	1	-	-	Union of Independent Socialdemocrats-SNSD - Milorad Dodik
<b>UKUPNO KANDIDATA</b>		<b>1277</b>	<b>TOTAL CANDIDATES</b>				
žena		474	women				
muškaraca		803	men				
% žena		37,1	% women				
% muškaraca		62,9	% men				
<b>UKUPNO IZABRANIH</b>		<b>98</b>	<b>TOTAL CHOOSEN</b>				
žena		20	women				
muškaraca		78	men				
% žena		20,4	% women				
% muškaraca		79,6	% men				



**Parlament Federacije Bosne i Hercegovine***Parliament of The Federation of Bosnia and Herzegovina*

	Ukupno <i>Total</i>	%	% od ukupnog <i>out of total</i>	
<b>Ukupno</b>	98	100,0	100,0	<b>Total</b>
Žene	21	21,4	100,0	<i>Women</i>
Muškarci	77	78,6	100,0	<i>Men</i>
<b>do 30 godina</b>	6	100,0	6,1	<b>to 30 years</b>
Žene	2	33,3	9,5	<i>Women</i>
Muškarci	4	66,7	5,2	<i>Men</i>
<b>31-60 godina</b>	81	100,0	82,7	<b>31-60 years</b>
Žene	18	22,2	85,7	<i>Women</i>
Muškarci	63	77,8	81,8	<i>Men</i>
<b>61 i više godina</b>	11	100,0	11,2	<b>61 and more</b>
Žene	1	9,1	4,8	<i>Women</i>
Muškarci	10	90,9	13,0	<i>Men</i>

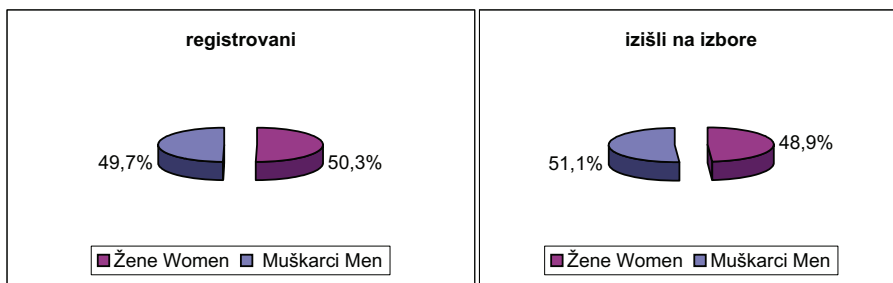


Izvor podataka: Centralna izborna komisija  
 Source of data: Central commission for elections

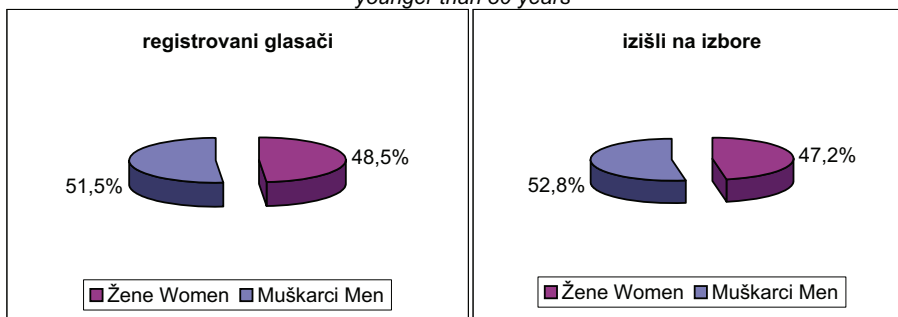
**Glasači registrovani i izišli na izbore 2006.**

Voters registered and voted for 2006 elections

		Ukupno <i>Total</i>		Mlađi od 30 godina <i>Younger than 30 years</i>			
		ukupno	%	ukupno	%		
Registrovani glasači	Ukupno	1676803	100,0	391271	100,0	<i>Total</i>	<i>Registered voters</i>
	Žene	842816	50,3	189796	48,5	<i>Women</i>	
	Muškarci	833987	49,7	201475	51,5	<i>Men</i>	
Izišli na izbore	Ukupno	909962	100,0	178765	100,0	<i>Total</i>	<i>Voted</i>
	Žene	445069	48,9	84397	47,2	<i>Women</i>	
	Muškarci	464893	51,1	94368	52,8	<i>Men</i>	
Izišli na izbore od ukupno registrovanih	Ukupno		54,3		45,7	<i>Total</i>	<i>Voted out of total registered</i>
	Žene		52,8		44,5	<i>Women</i>	
	Muškarci		55,7		46,8	<i>Men</i>	



**mlađi od 30 godina**  
*younger than 30 years*



Izvor podataka: Centralna izborna komisija  
Source of data: Central commission for elections



**REGISTAR POSLOVNIH SUBJEKATA**

*REGISTER OF LEGAL ENTITIES*



UČEŠĆE ŽENA KAO ODGOVORNIH OSOBA ZA RUKOVOĐENJE U POSLOVNIM SUBJEKTIMA  
SHARE OF WOMEN AS A RESPONSIBLE PERSON IN BUSINESS ENTITIES

Djelatnost Activity	2004			2005		
	Pravne osobe Legal entities	Jedinice u sastavu pravnih osoba Parts of legal entities	Obrt Craft	Pravne osobe Legal entities	Jedinice u sastavu pravnih osoba Parts of legal entities	Obrt Craft
<b>UKUPNO - TOTAL</b>	<b>22,5</b>	<b>16,0</b>	<b>32,7</b>	<b>19,5</b>	<b>17,0</b>	<b>32,3</b>
<b>A Poljoprivreda, lov i šumarstvo</b> <i>Agriculture, hunting and forestry</i>	19,2	9,7	12,7	15,4	5,4	17,1
<b>B Ribarstvo</b> <i>Fishing</i>	26,1	0	12,5	0	0	11,1
<b>C Rudarstvo</b> <i>Mining</i>	10,5	8,8	12,5	9,3	5,7	11,1
<b>D Prerađivačka industrija</b> <i>Manufacturing</i>	19,6	14,7	22,5	15,5	16	22,6
<b>E Snabdijevanje/Opskrba električnom energijom, plinom/gasom i vodom</b> <i>Electricity, gas &amp; water supply</i>	5,6	0	0	5,2	0	0
<b>F Građevinarstvo</b> <i>Construction</i>	14,5	11,6	4,7	11,6	12,8	4,7
<b>G Trgovina; popravak motornih vozila, motocikla, predmeta za vlastitu upotr./upor. i dom./kuć</b> <i>Trade; certain repair motors and goods</i>	29,1	18,5	45,3	25,1	19,9	45,1
<b>H Ugostiteljstvo</b> <i>Catering</i>	23,9	14,7	30,5	20,1	15,2	30,4
<b>I Prijevoz, skladištenje i veze</b> <i>Transport, storage, communication</i>	20,9	11,0	1,0	17,3	12,3	0,9
<b>J Finansijsko/Financijsko posredovanje</b> <i>Financial intermediation</i>	21,0	9,2	28,6	20,1	12,4	25,0
<b>K Poslovanje nekretninama, iznajmljivanje, poslovne usluge</b> <i>Real estate, renting, services</i>	31,2	18,7	32,7	26,4	19,7	32,5
<b>L Javna uprava i odbrana/obrana; obavezno/obvezno soc.osiguranje</b> <i>Public administration; defence; compuls. social security</i>	9,8	12,4	-	9,9	12,2	0
<b>M Obrazovanje</b> <i>Education</i>	23,6	16,9	9,7	22,6	16,7	10,0
<b>N Zdravstvena i socijalna zaštita/skrb</b> <i>Health and social welfare</i>	24,5	23,2	38,0	24,4	20,6	37,0
<b>O Ostale društvene, socijalne i vlastite uslužne djelatnosti</b> <i>Other social &amp; personal service</i>	15,2	15,1	63,8	15,1	15,2	63,5
<b>Privatna domaćinstva sa zaposlenim osobama</b> <i>Private households with employed persons</i>	0	0	25,0	0	0	25,0
<b>Eksteritorijalne organizacije i tijela</b> <i>Extra-territorial organizations and bodies</i>	7,1	5,3	0	7,1	0	0

